



US00D775307S

(12) **United States Design Patent** (10) **Patent No.:** **US D775,307 S**
Oh (45) **Date of Patent:** **** Dec. 27, 2016**

(54) **TRAPS, ARTICLES FOR PEST KILLING**

2,352,075 A * 6/1944 Brownstein A61L 9/12
239/57

(71) Applicant: **Henkel AG & Co. KGaA**, Duesseldorf
(DE)

D228,911 S * 10/1973 Gatter D23/367
4,392,322 A * 7/1983 Kaveloski A01M 1/02
43/118

(72) Inventor: **Soo Il Oh**, Seoul (KR)

D276,253 S * 11/1984 Stout D22/120
5,961,043 A * 10/1999 Samuelson A01M 1/2044
239/57

(73) Assignee: **Henkel AG & Co. KGaA**, Duesseldorf
(DE)

* cited by examiner

(**) Term: **14 Years**

Primary Examiner — Catheri Oliver-Garcia

(21) Appl. No.: **29/501,450**

(74) *Attorney, Agent, or Firm* — Thomas G. Krivulka

(22) Filed: **Sep. 4, 2014**

(57) **CLAIM**

(30) **Foreign Application Priority Data**

The ornamental design for traps, articles for pest killing, as shown and described.

Mar. 6, 2014 (EM) 002419481

DESCRIPTION

(51) **LOC (10) Cl.** **22-06**

FIG. 1 is a front perspective view of an article for killing or trapping pests;

(52) **U.S. Cl.**

FIG. 2 is a front elevation view thereof;

USPC **D22/122**

FIG. 3 is a rear elevation view thereof;

(58) **Field of Classification Search**

USPC D22/119–124; 43/112–114, 118, 121,
43/124, 131, 132.1; D23/367–368;
206/486, 206/806; 239/54, 56–57

FIG. 4 is a left side elevation view thereof;

CPC A01M 1/00; A01M 1/02; A01M 1/103;
A01M 1/106; A01M 1/14

FIG. 5 is a right side elevation view thereof;

See application file for complete search history.

FIG. 6 is a top plan view thereof;

FIG. 7 is a bottom plan view thereof;

FIG. 8 is a front perspective view of an article for killing or trapping pests;

(56) **References Cited**

FIG. 9 is a front elevation view thereof;

U.S. PATENT DOCUMENTS

FIG. 10 is a rear elevation view thereof;

1,561,832 A * 11/1925 Corsi A01M 1/14
43/115

FIG. 11 is a left side elevation view thereof;

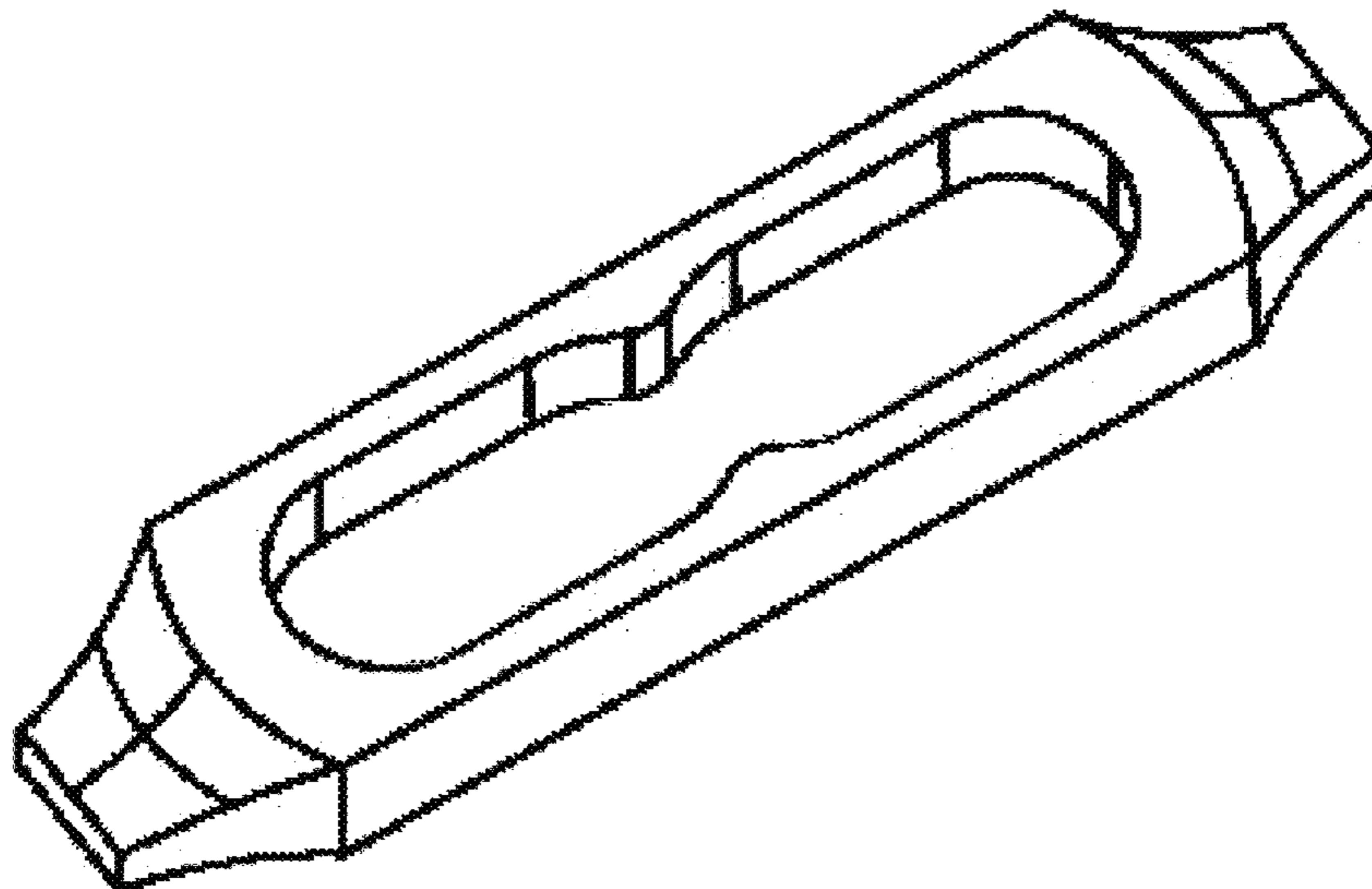
2,201,530 A * 5/1940 Fuld A47K 17/00
239/57

FIG. 12 is a right side elevation view thereof;

FIG. 13 is a top plan view thereof; and,

FIG. 14 is a bottom plan view thereof.

1 Claim, 6 Drawing Sheets



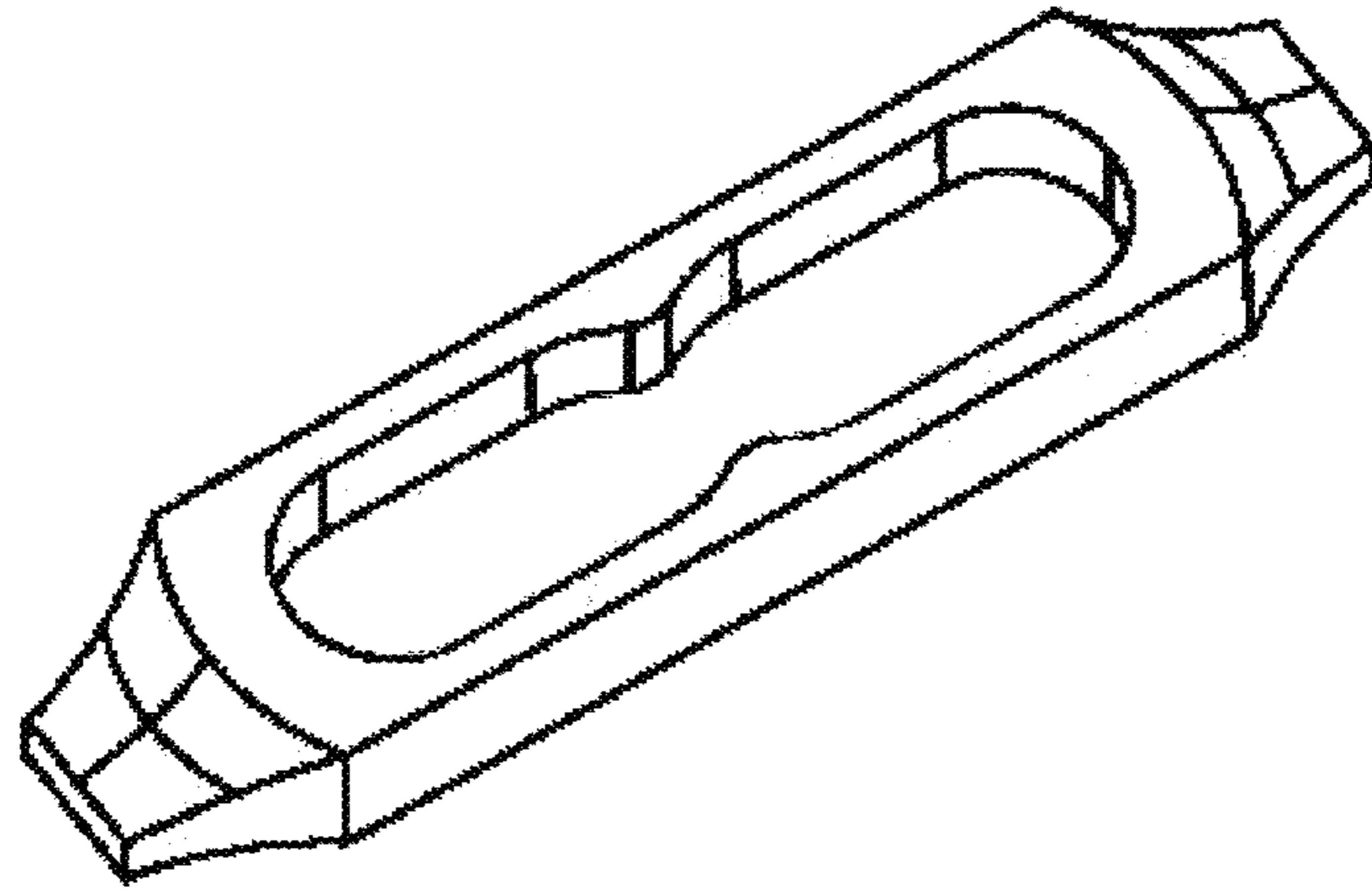


FIG. 1



FIG. 2



FIG. 3



FIG. 4




FIG. 5

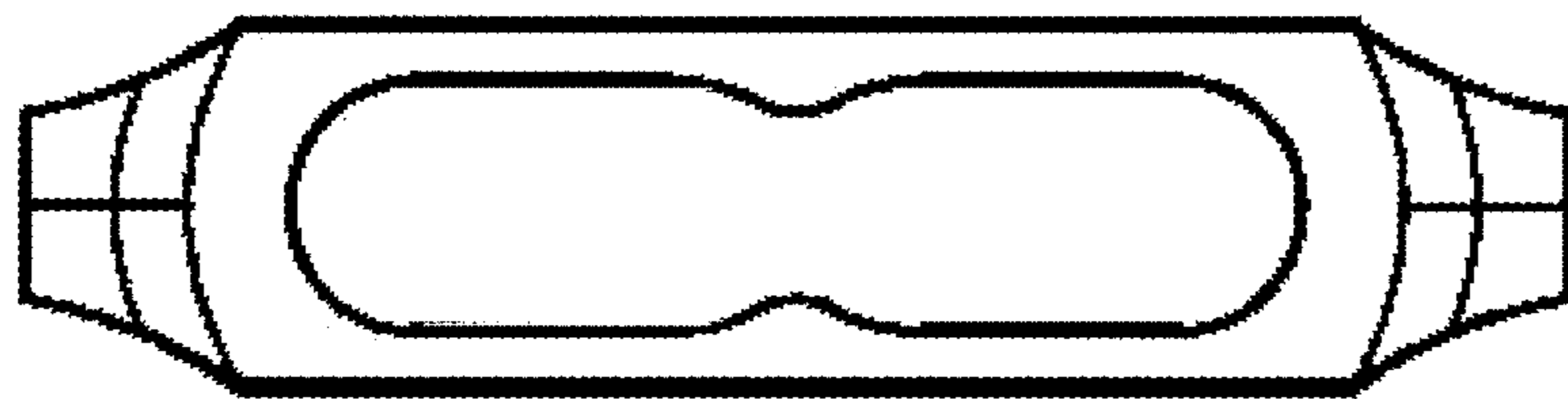


FIG. 6



FIG. 7

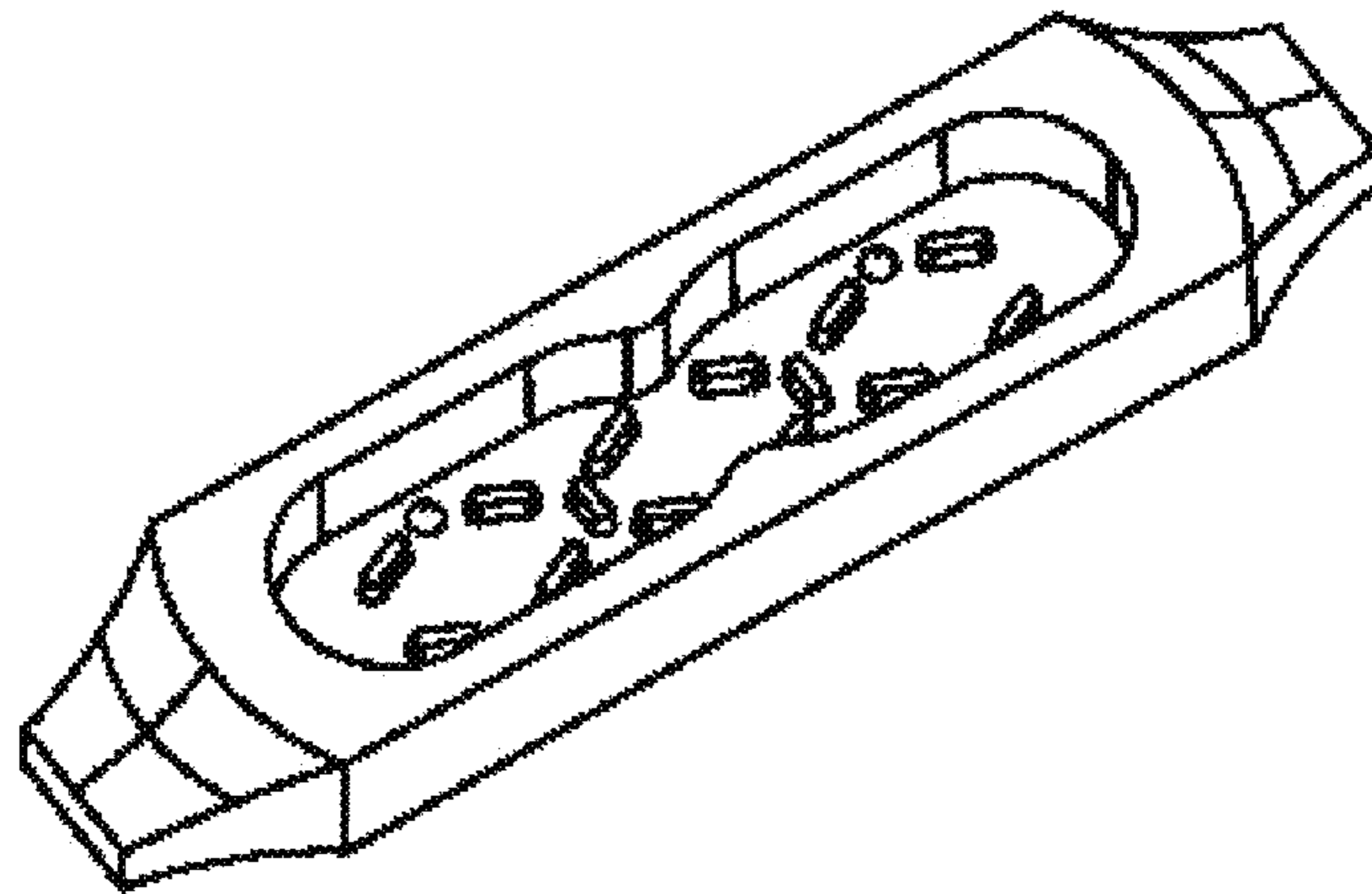


FIG. 8



FIG. 9



FIG. 10



FIG. 11

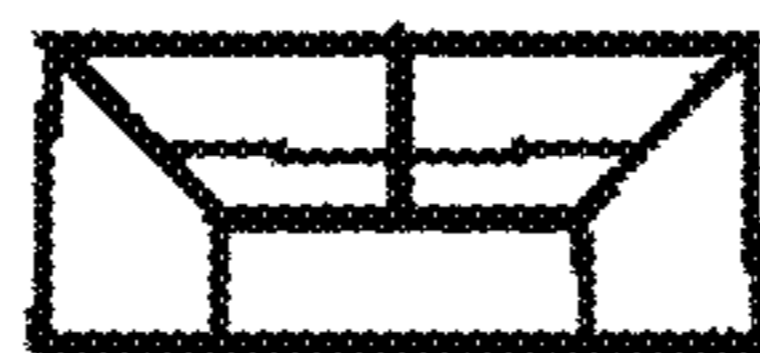


FIG. 12

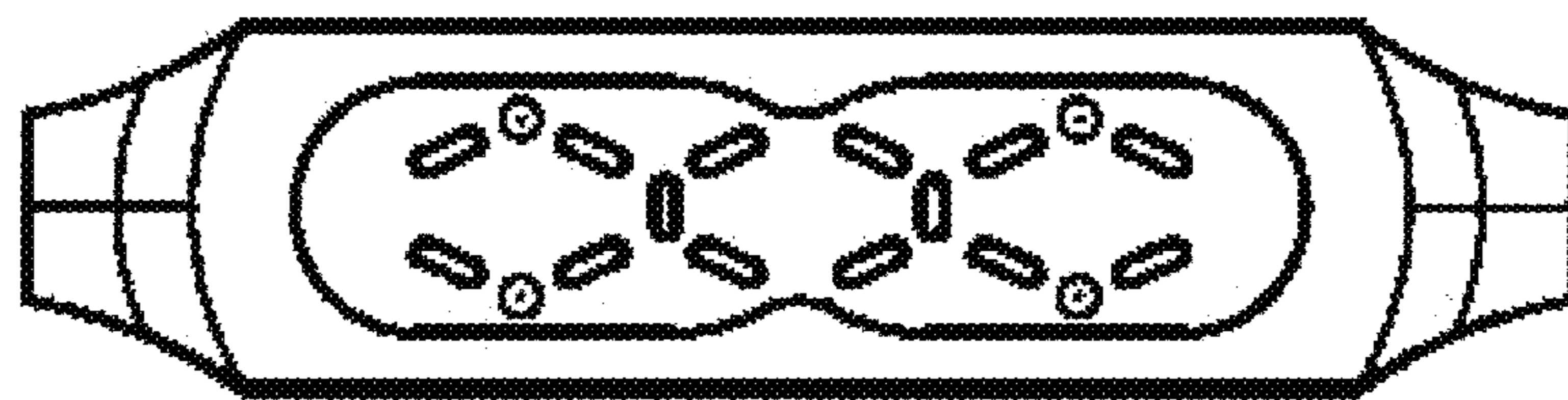


FIG. 13



FIG. 14