



US00D775290S

(12) **United States Design Patent**
Sullivan

(10) **Patent No.:** **US D775,290 S**

(45) **Date of Patent:** **** Dec. 27, 2016**

(54) **SNOWBOARD BINDING STRAP ASSIST MECHANISM**

(71) Applicant: **Daniel Charles Sullivan**, Santa Barbara, CA (US)

(72) Inventor: **Daniel Charles Sullivan**, Santa Barbara, CA (US)

(**) Term: **14 Years**

(21) Appl. No.: **29/518,989**

(22) Filed: **Feb. 28, 2015**

(51) **LOC (10) Cl.** **21-02**

(52) **U.S. Cl.**
USPC **D21/773**

(58) **Field of Classification Search**
USPC D21/760, 761, 765, 766, 801, 803;
441/65-66, 68-69, 72-75, 79; D12/6;
280/11.3, 11.31, 601-606, 609-610, 631,
280/632, 634
CPC A63C 5/04
See application file for complete search history.

(56) **References Cited**

U.S. PATENT DOCUMENTS

D267,443 S * 1/1983 Salas D3/261
D268,776 S * 4/1983 Beyl D21/773
D268,945 S * 5/1983 Beyl D21/773
4,457,534 A * 7/1984 Richert A63C 9/0846
280/631

4,466,634 A * 8/1984 Knabel A63C 9/0847
280/632
4,485,536 A * 12/1984 Klubitschko A63C 7/1013
280/605
4,489,956 A * 12/1984 Jungkind A63C 9/0842
280/632
4,624,473 A * 11/1986 Knabel A63C 9/0802
280/612
4,693,489 A * 9/1987 Stepanek A63C 9/0842
280/628
4,795,185 A * 1/1989 Hornschemeyer ... A63C 9/0847
280/632
D352,083 S * 11/1994 Kasten D21/773

* cited by examiner

Primary Examiner — Zenia Bennett

(74) *Attorney, Agent, or Firm* — Kevin H. Fortin

(57) **CLAIM**

The ornamental design for the snowboard binding strap assist mechanism, as shown and described.

DESCRIPTION

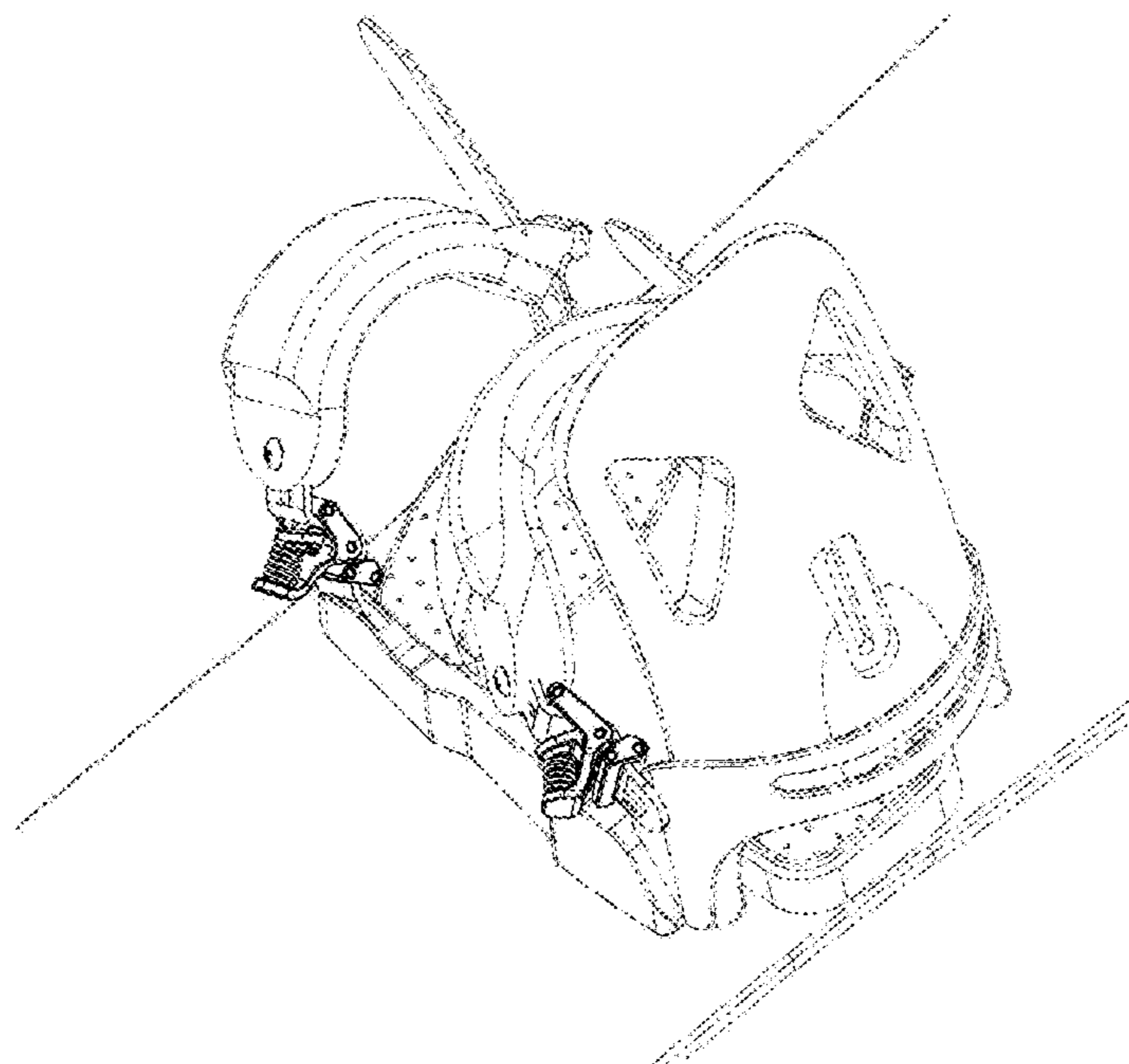
FIG. 1 is a perspective view of a snowboard showing a pair of binding strap assist mechanisms in accordance with the present invention.

FIG. 2 is an enlarged perspective view binding strap assist mechanisms of FIG. 1 on an open binding.

FIG. 3 is an enlarged perspective view binding strap assist mechanisms of FIG. 1 on a closed binding; and,

FIG. 4 is a side view of the binding strap assist mechanisms of FIG. 2.

1 Claim, 4 Drawing Sheets



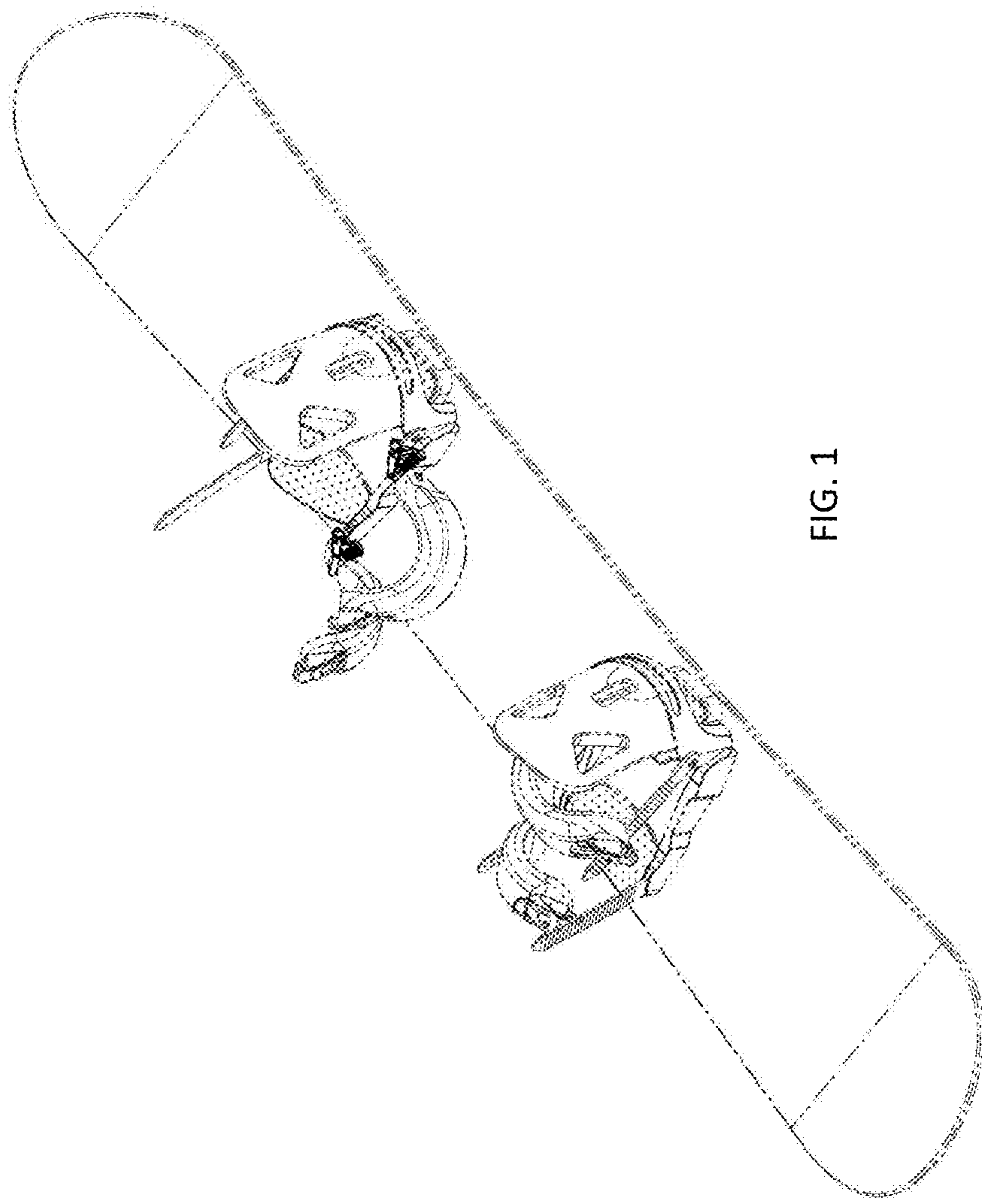


FIG. 1

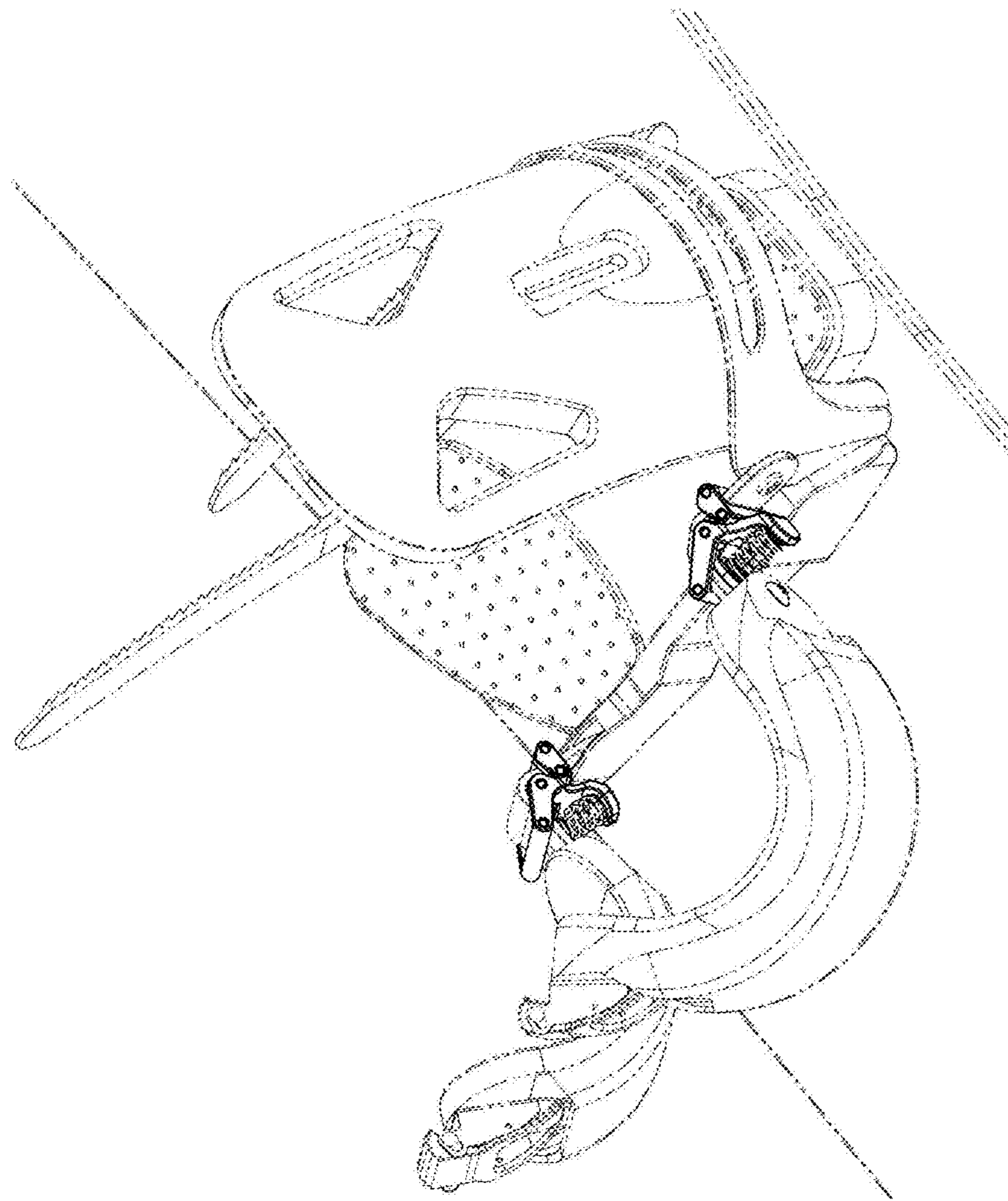


FIG. 2

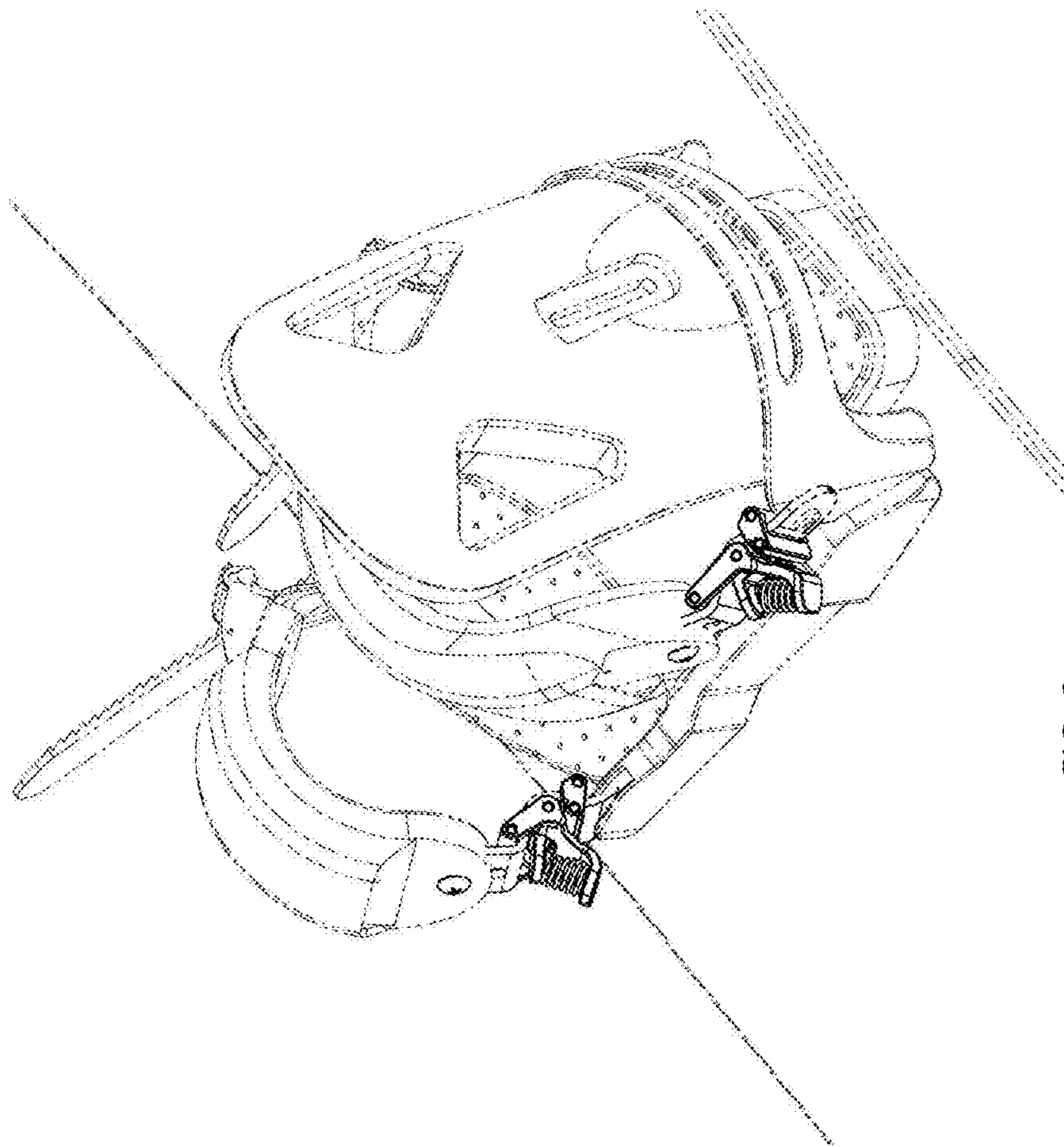


FIG. 3

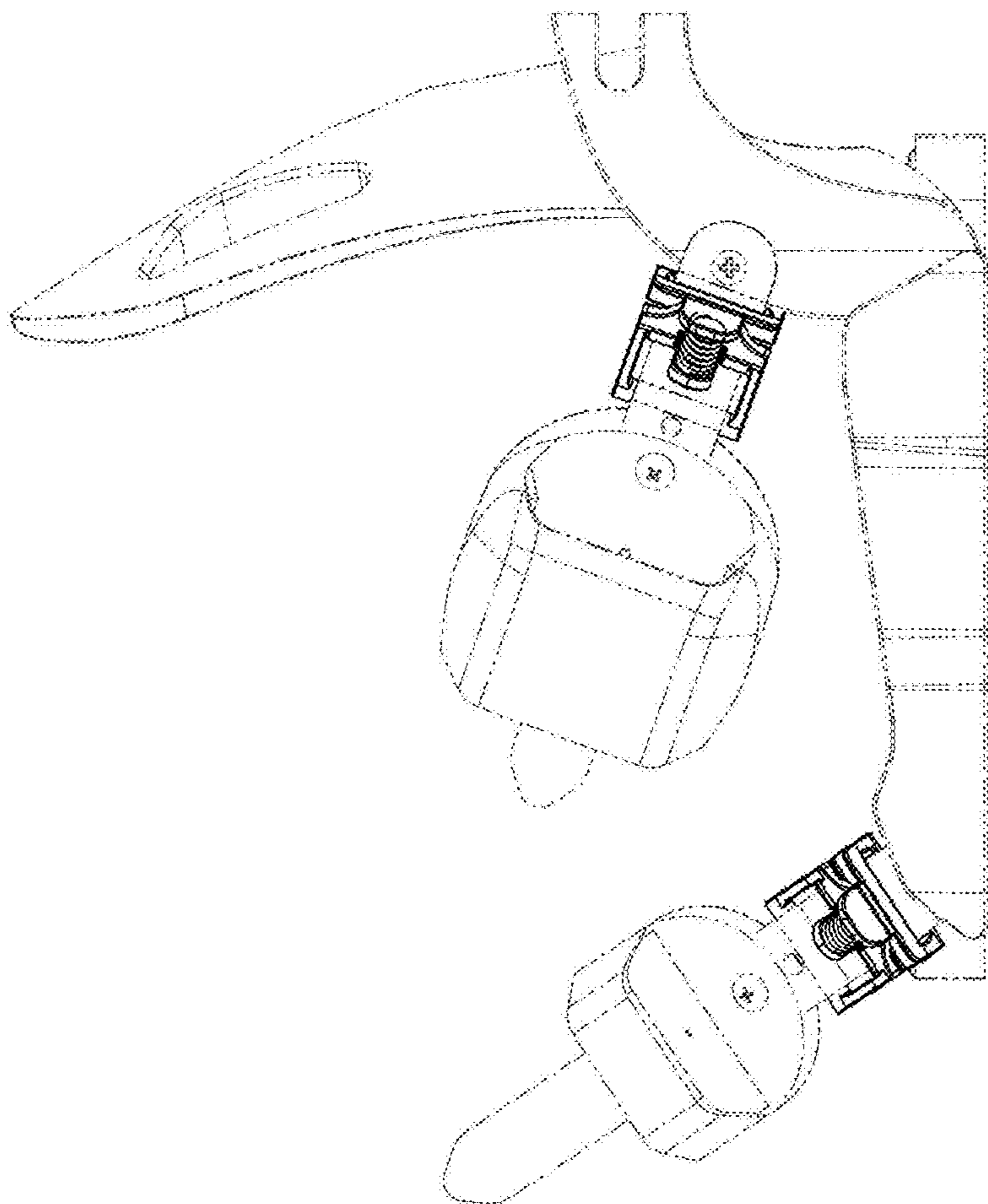


FIG. 4