



US00D775289S

(12) **United States Design Patent**  
**Crouchen**

(10) **Patent No.:** **US D775,289 S**

(45) **Date of Patent:** **\*\* Dec. 27, 2016**

(54) **ICE HOCKEY STICK**

(71) Applicant: **John Mark Crouchen**, Newton Abbot (GB)

(72) Inventor: **John Mark Crouchen**, Newton Abbot (GB)

(73) Assignee: **ZEEK HOCKEY LIMITED** (GB)

(\*\*) Term: **15 Years**

(21) Appl. No.: **29/530,559**

(22) Filed: **Jun. 17, 2015**

(30) **Foreign Application Priority Data**

Dec. 17, 2014 (EM) ..... 002599472-0001

(51) **LOC (10) Cl.** ..... **21-02**

(52) **U.S. Cl.**  
USPC ..... **D21/727**

(58) **Field of Classification Search**  
USPC ..... D21/727, 753, 757  
CPC ..... A63B 59/70; A63B 60/00; A63B 60/46;  
A63B 2102/22; A63B 2102/24  
See application file for complete search history.

(56) **References Cited**

**U.S. PATENT DOCUMENTS**

D244,220 S \* 5/1977 De brey ..... 473/560  
D430,249 S \* 8/2000 Burger ..... D21/727  
D435,614 S \* 12/2000 Illiano ..... D21/727  
6,358,166 B1 \* 3/2002 Yu ..... A63B 59/70  
473/561  
D472,286 S \* 3/2003 King ..... D21/727

D484,555 S \* 12/2003 Bellefleur ..... D21/727  
D492,375 S \* 6/2004 Berghash ..... D21/727  
D504,166 S \* 4/2005 Bellefleur ..... D21/727  
D504,929 S \* 5/2005 Bellefleur ..... D21/727  
6,918,847 B2 \* 7/2005 Gans ..... A63B 59/70  
473/563  
D594,516 S \* 6/2009 Giblin ..... D21/727  
7,931,549 B2 \* 4/2011 Pearson ..... A63B 59/70  
473/560  
9,320,952 B2 \* 4/2016 Downing ..... A63B 59/14

**FOREIGN PATENT DOCUMENTS**

EM 002599472-0001 12/2014

\* cited by examiner

*Primary Examiner* — Mitchell Siegel

(74) *Attorney, Agent, or Firm* — Crose Law LLC;  
Bradley D. Crose

(57) **CLAIM**

The ornamental design for an ice hockey stick, as shown and described.

**DESCRIPTION**

FIG. 1 is a perspective view of an ice hockey stick;  
FIG. 2 is a right side view of an ice hockey stick;  
FIG. 3 is a left side view of an ice hockey stick;  
FIG. 4 is a front view of an ice hockey stick, generally from a top view;  
FIG. 5 is a rear view of an ice hockey stick, generally from a bottom view;  
FIG. 6 is a top plan view of an ice hockey stick;  
FIG. 7 is a bottom plan view of an ice hockey stick; and,  
FIG. 8 is an enlarged fragmented view of an ice hockey stick showing the join between the blade and shaft.

**1 Claim, 8 Drawing Sheets**

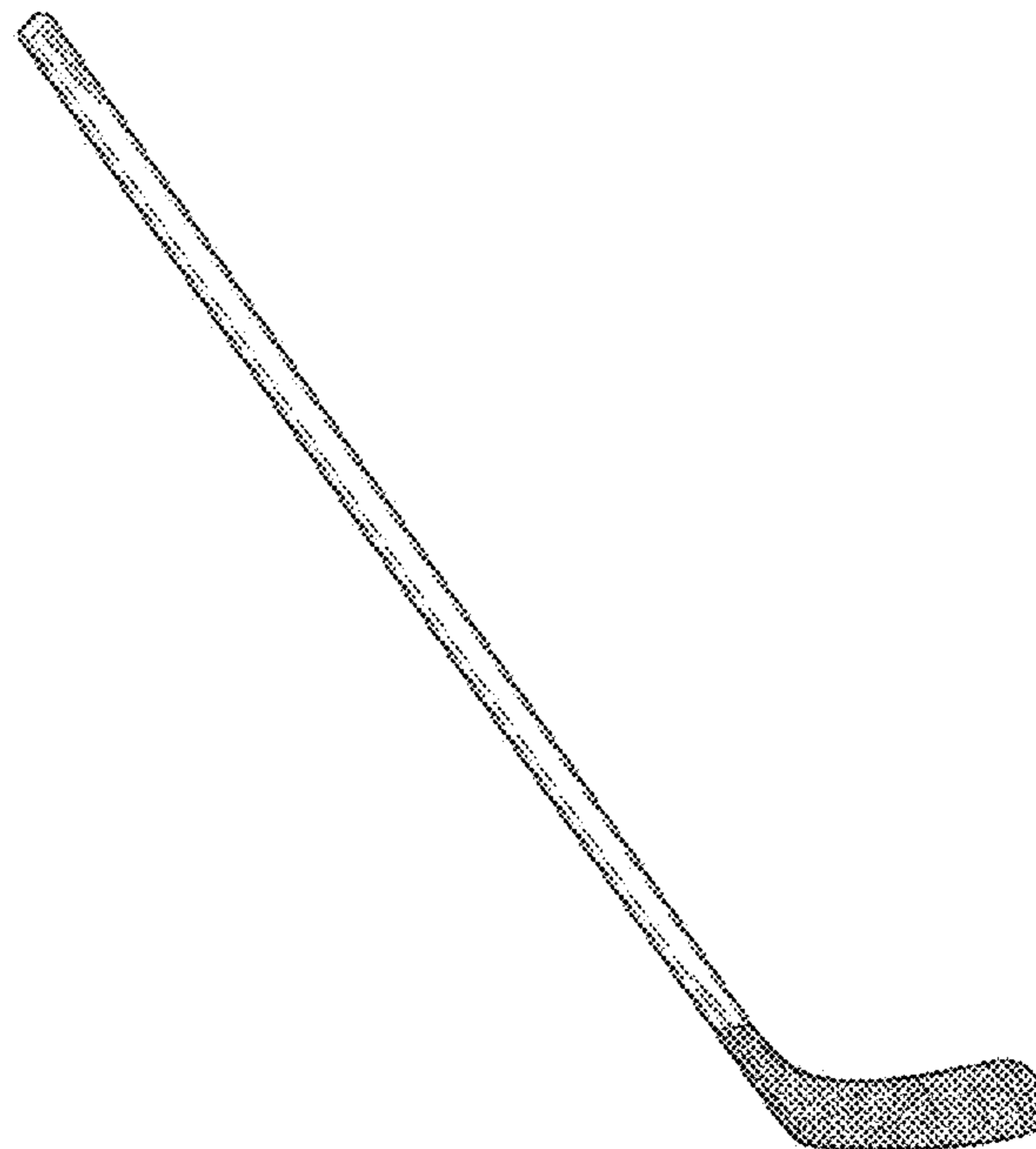




FIG. 1

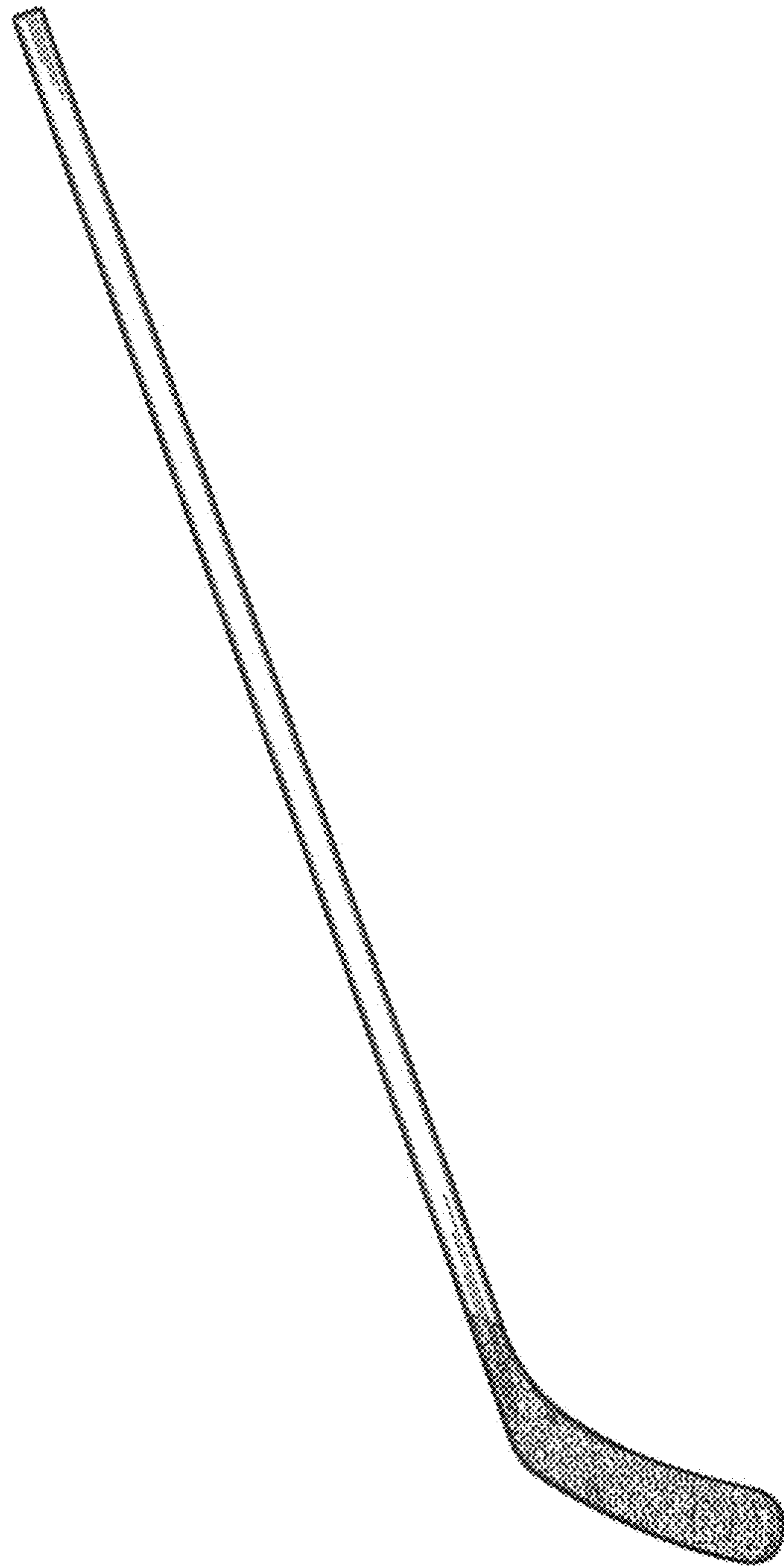


FIG. 2

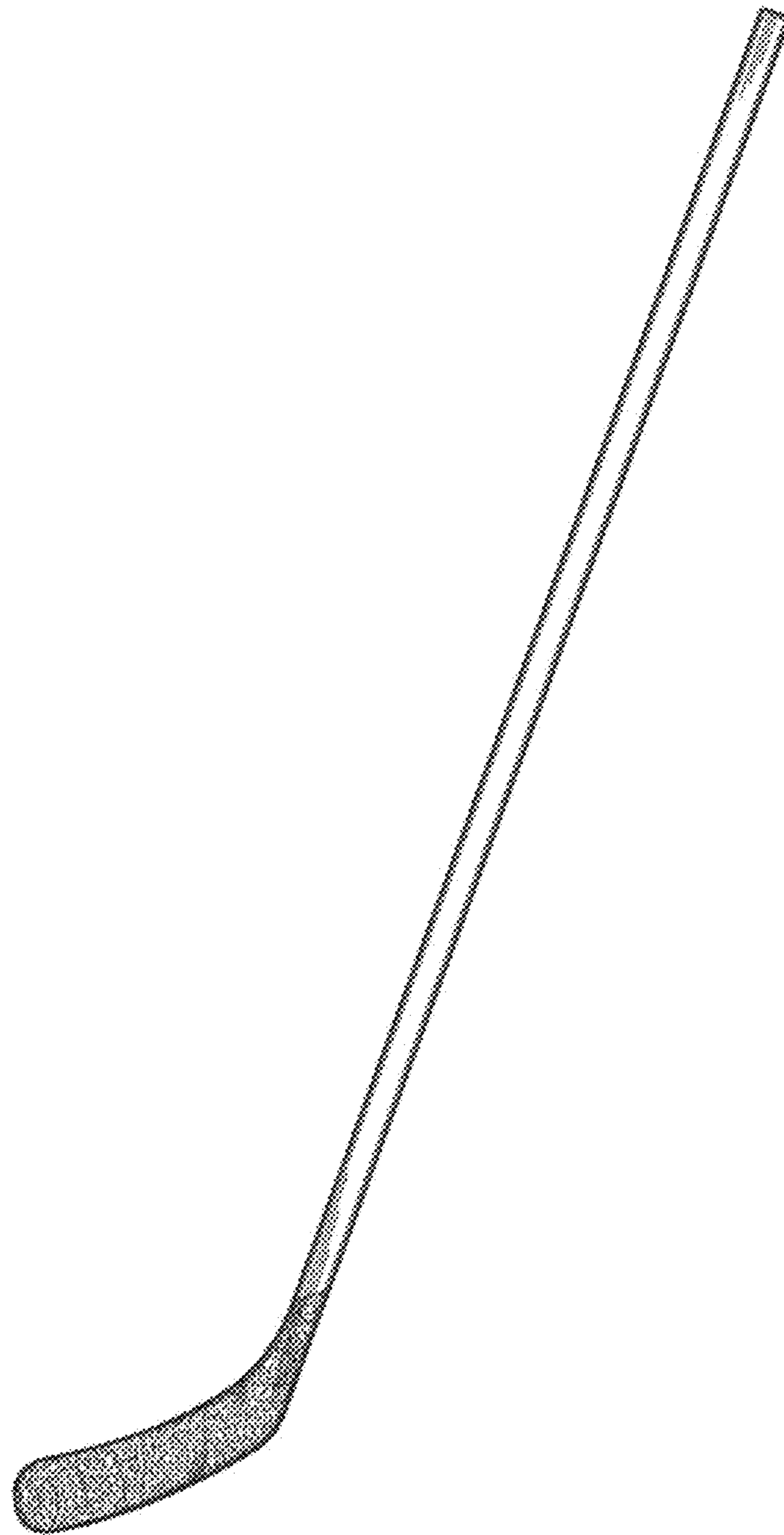


FIG. 3




FIG. 4




FIG. 5

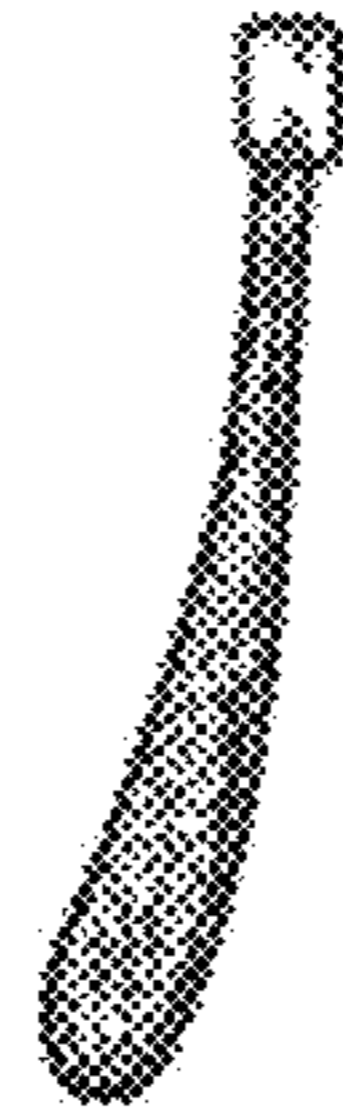


FIG. 6

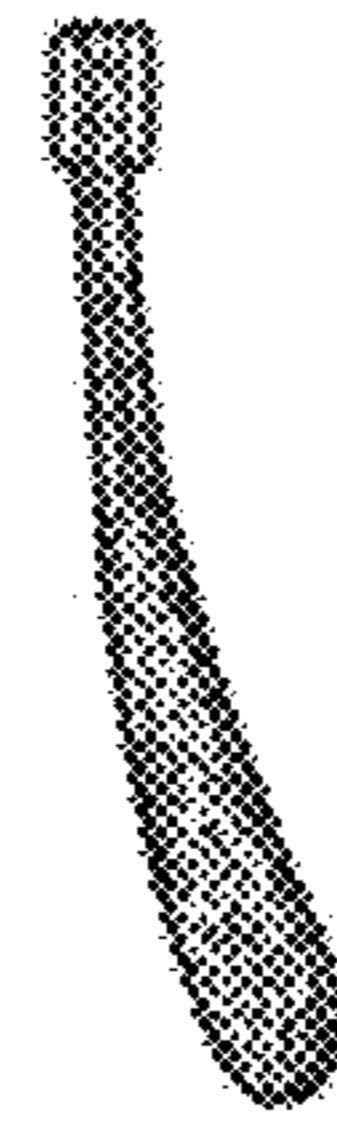


FIG. 7



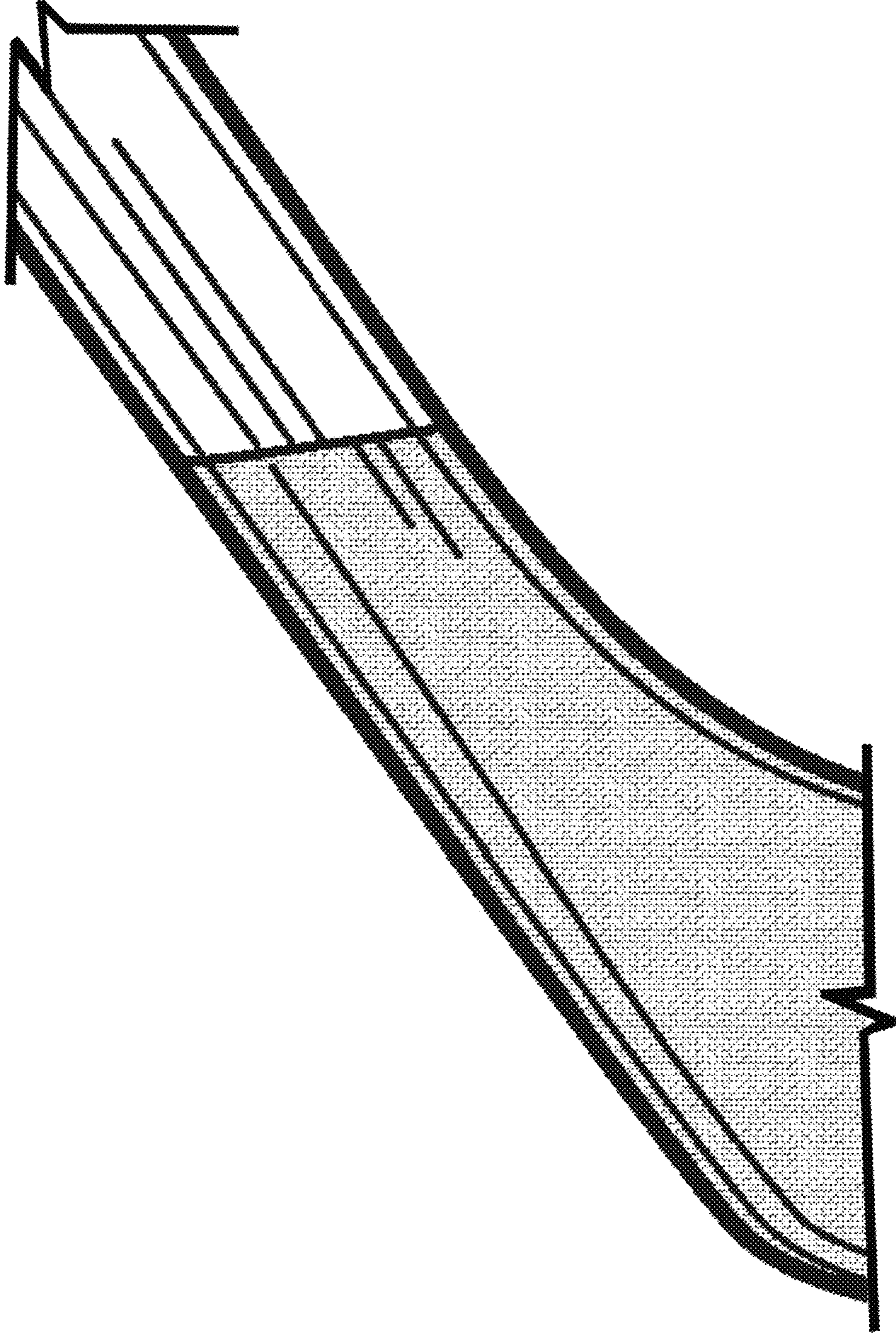


FIG. 8