



US00D775267S

(12) **United States Design Patent**  
**Chen**

(10) **Patent No.:** **US D775,267 S**  
(45) **Date of Patent:** **\*\* Dec. 27, 2016**

(54) **EYEGLASSES**  
(71) Applicant: **PROHERO GROUP CO., LTD.**,  
Tainan (TW)  
(72) Inventor: **Pen-Wei Chen**, Tainan (TW)  
(73) Assignee: **Prohero Group Co., Ltd.**, Tainan (TW)  
(\*\*) Term: **15 Years**  
(21) Appl. No.: **29/562,124**  
(22) Filed: **Apr. 22, 2016**  
(51) **LOC (10) Cl.** ..... **16-06**  
(52) **U.S. Cl.**  
USPC ..... **D16/326**; D16/335  
(58) **Field of Classification Search**  
USPC ..... D16/101, 300-342, 900; D29/109-110;  
351/41, 44, 51-52, 62, 158, 92, 103-123,  
351/140-153, 63, 59, 45-48; 2/426-432,  
2/447-449, 441, 434-437, 440, 442, 13,  
2/15; D21/483, 659-661; D14/372;  
D8/356  
CPC ..... G02C 2200/08; G02C 1/06; G02C 5/14;  
G02C 11/02; G02C 11/04; G01C 5/16;  
A61M 2021/0044; A63B 33/002  
See application file for complete search history.

D638,049 S \* 5/2011 Sheldon ..... D16/326  
D704,248 S \* 5/2014 DiChiara ..... D16/309  
D746,364 S \* 12/2015 Chen ..... D16/311  
D748,720 S \* 2/2016 Lee ..... D16/326  
D750,694 S \* 3/2016 Hsu ..... D16/315

\* cited by examiner

*Primary Examiner* — Raphael Barkai  
(74) *Attorney, Agent, or Firm* — Rosenberg, Klein & Lee

(57) **CLAIM**

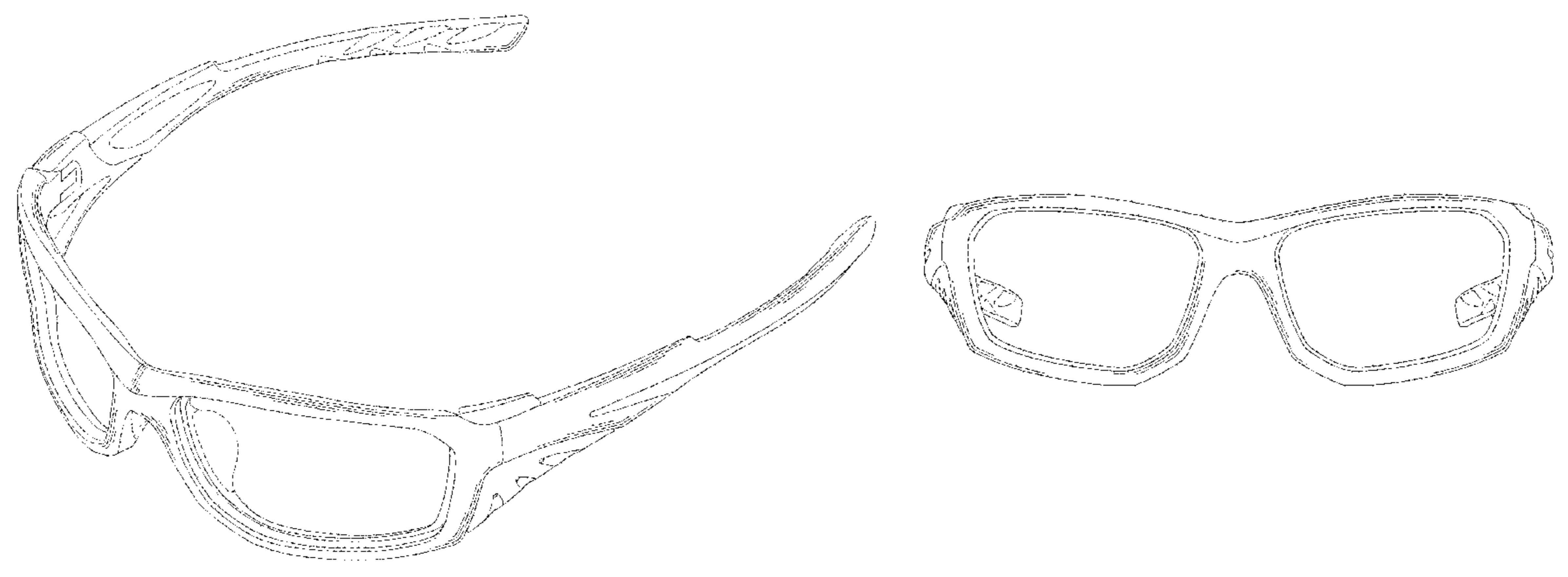
The ornamental design for eyeglasses, as shown and described.

**DESCRIPTION**

FIG. 1 is a perspective view of eyeglasses showing my new design;  
FIG. 2 is a front elevational view thereof;  
FIG. 3 is a rear elevational view thereof;  
FIG. 4 is a left side elevational view thereof;  
FIG. 5 is a right side elevational view thereof;  
FIG. 6 is a top plan view thereof; and,  
FIG. 7 is a bottom plan view thereof.  
The broken lines are shown for illustrative purposes only and form no part of the claimed design.

(56) **References Cited**  
**U.S. PATENT DOCUMENTS**  
D631,503 S \* 1/2011 Chou ..... D16/326

**1 Claim, 7 Drawing Sheets**



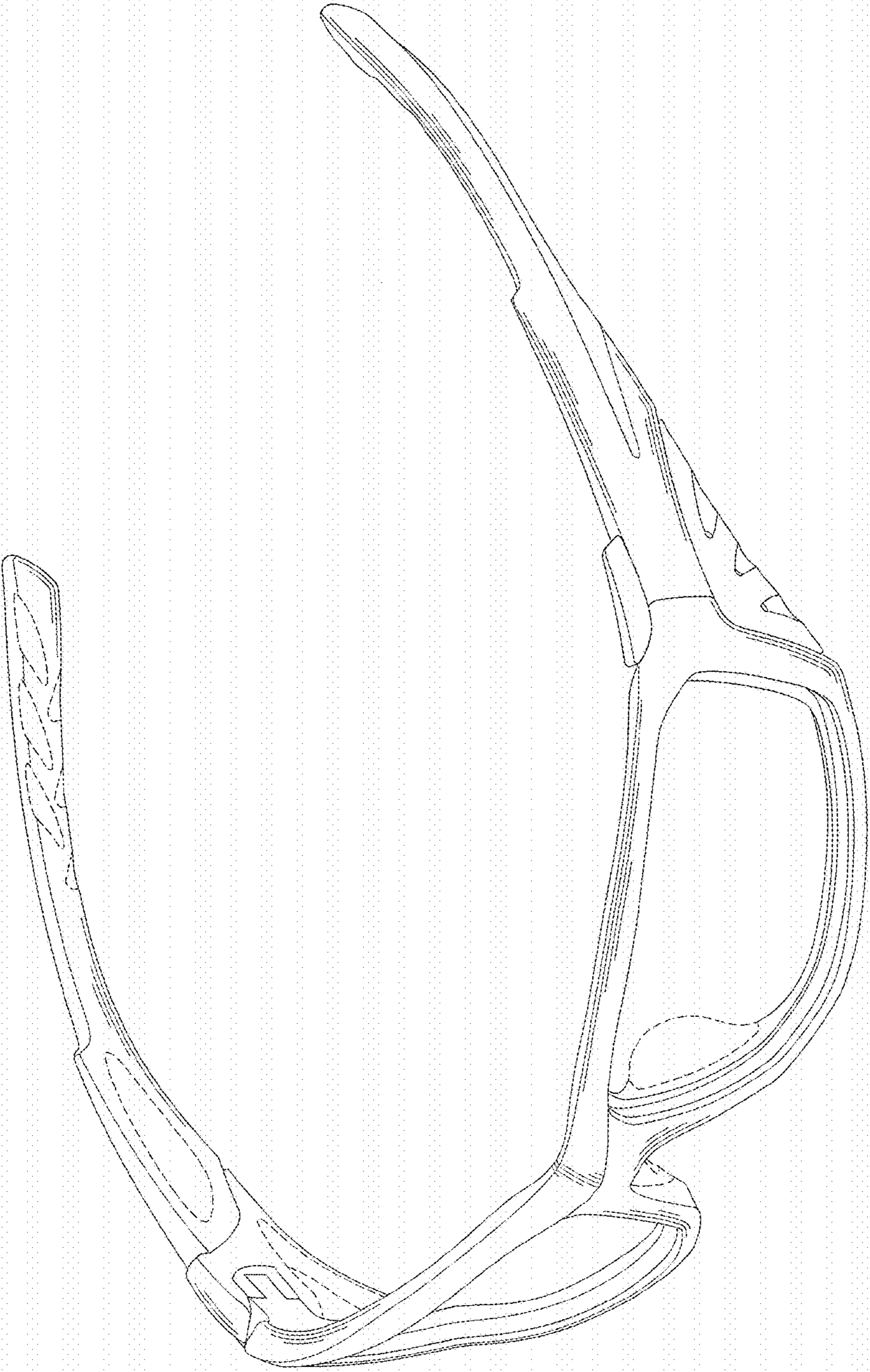


FIG. 1

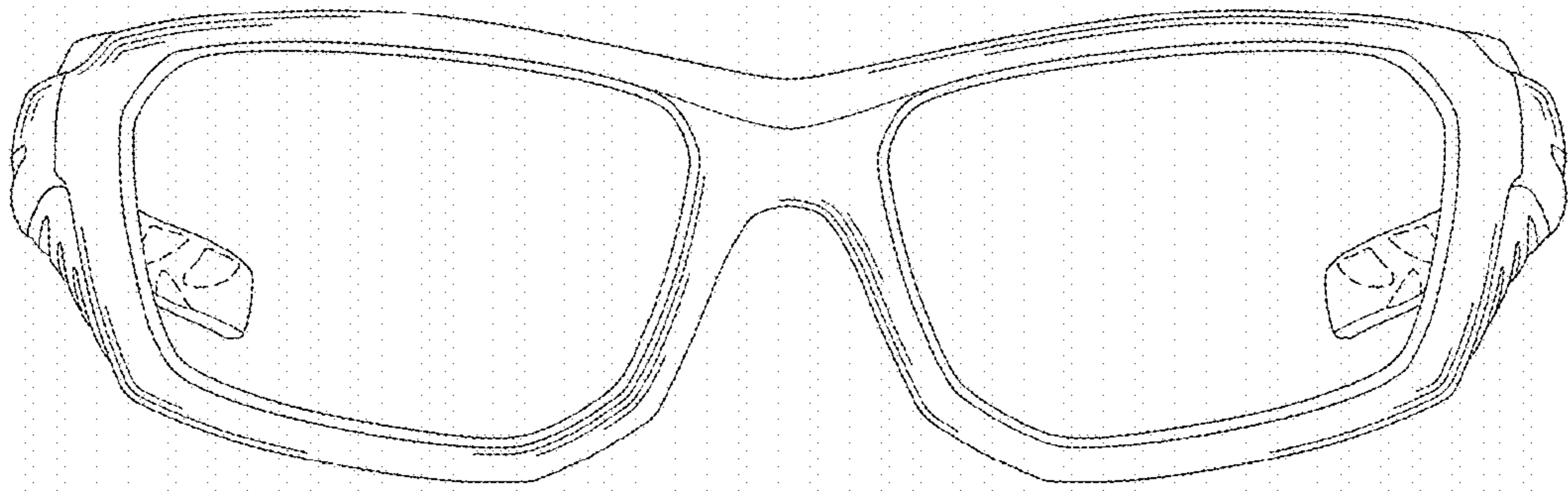


FIG. 2

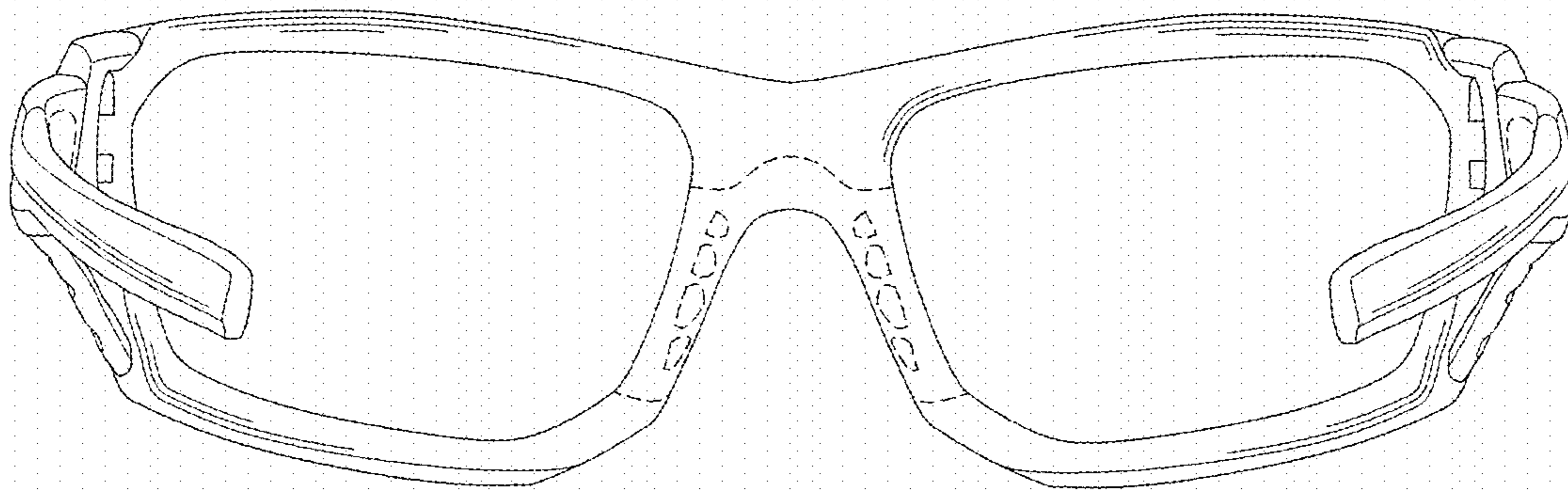


FIG. 3

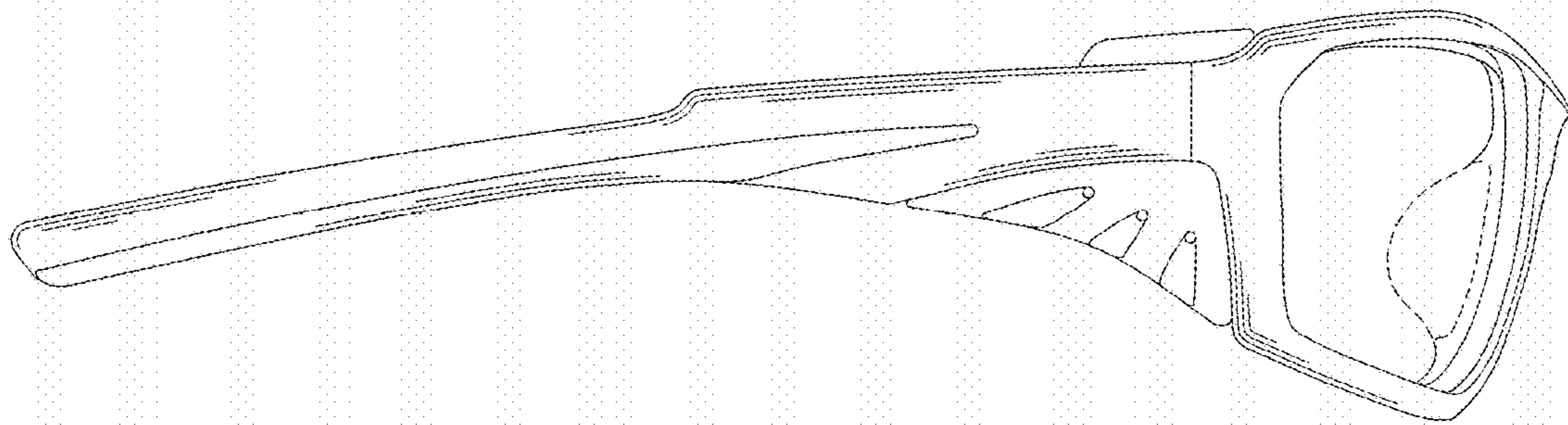


FIG. 4

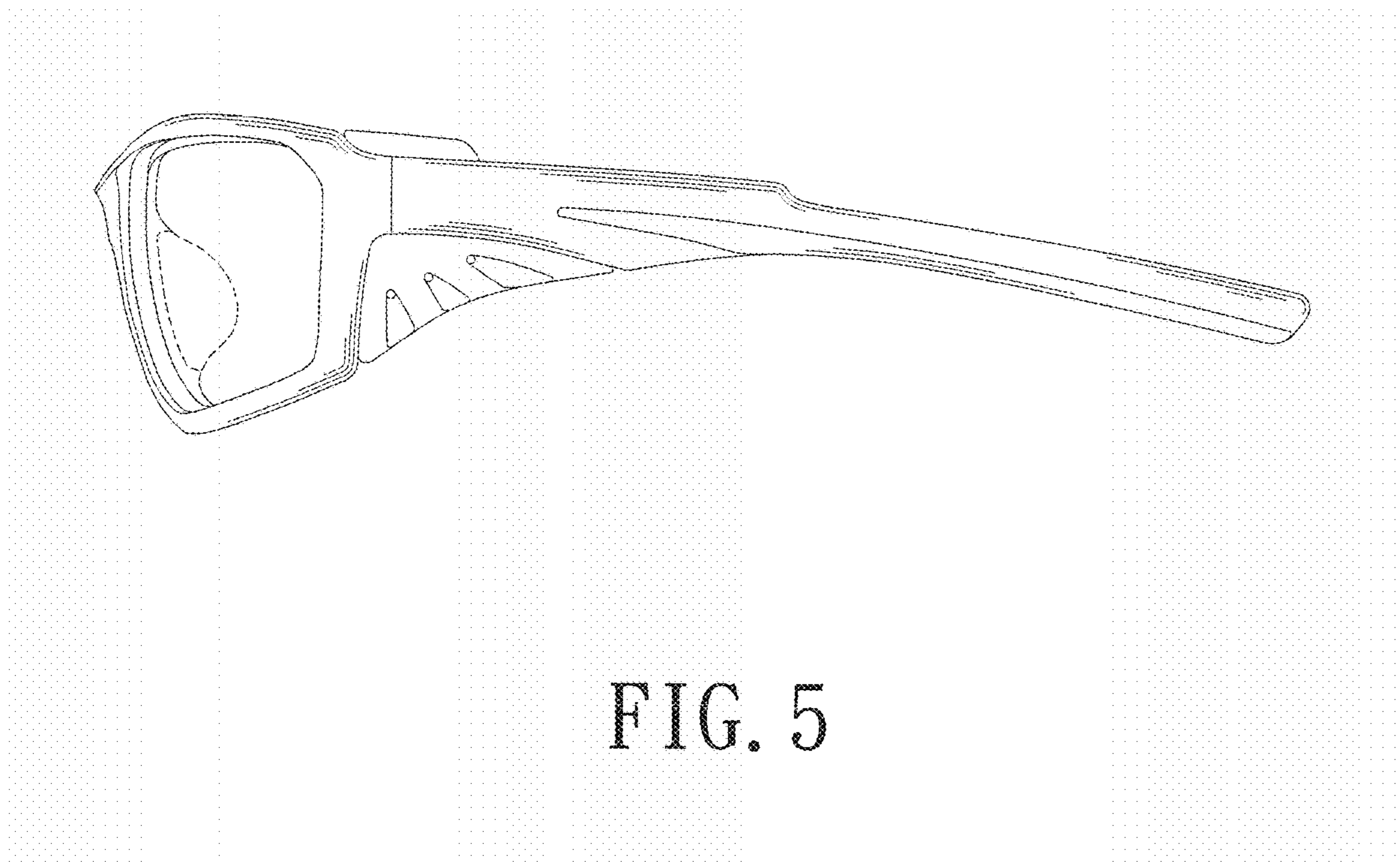


FIG. 5

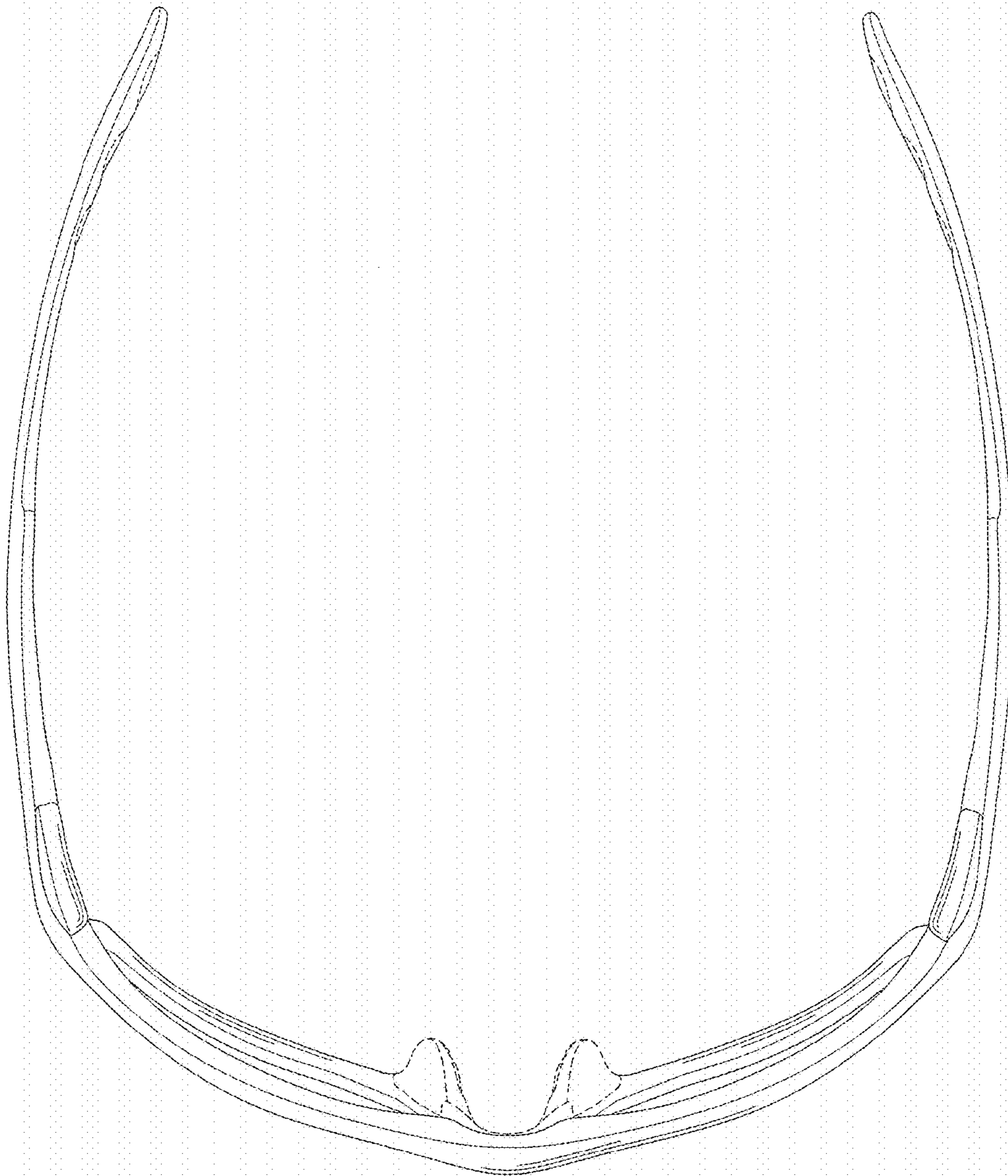


FIG. 6




FIG. 7