



US00D775234S

(12) **United States Design Patent** (10) **Patent No.:** **US D775,234 S**  
**Okuyama et al.** (45) **Date of Patent:** **\*\* Dec. 27, 2016**

(54) **ENGINE COVER FOR BOAT**

(71) Applicant: **YANMAR CO., LTD.**, Osaka-shi,  
Osaka (JP)

(72) Inventors: **Kiyoyuki Okuyama**, Yamagata (JP);  
**Takao Nakanishi**, Osaka (JP)

(73) Assignee: **YANMAR CO., LTD.**, Osaka-Shi,  
Osaka (JP)

(\*\*) Term: **15 Years**

(21) Appl. No.: **29/535,724**

(22) Filed: **Aug. 10, 2015**

(30) **Foreign Application Priority Data**

Feb. 10, 2015 (JP) ..... D2015-2663

(51) **LOC (10) Cl.** ..... **15-01**

(52) **U.S. Cl.**  
USPC ..... **D15/5**

(58) **Field of Classification Search**

USPC ..... D15/1-6, 14, 17, 149; D13/184; 123/22,  
123/41, 51 A, 34, 606 R, 52.1, 50 A,  
123/50 B, 54.1, 54.2, 54.4, 54.5, 65 R,  
123/195 R, 195 HC, 657, 311, 635,  
123/195 C, 903.38, 568.12, 90.38

CPC ..... F01M 5/00; F16M 1/026; F02P 3/02;  
F02B 37/013

See application file for complete search history.

(56) **References Cited**

**U.S. PATENT DOCUMENTS**

D604,240 S \* 11/2009 Imai ..... D13/122  
D710,388 S \* 8/2014 Okuyama ..... D15/4

D735,757 S \* 8/2015 Nuta ..... D15/1  
D750,137 S \* 2/2016 Webber ..... D15/5  
D754,753 S \* 4/2016 Kiyoyuki ..... D15/4  
2001/0039908 A1\* 11/2001 Bilek ..... F01B 1/12  
114/55.5  
2009/0241879 A1\* 10/2009 Harbert ..... F01M 11/04  
123/90.38

\* cited by examiner

*Primary Examiner* — T. Chase Nelson

*Assistant Examiner* — Ania Aman

(74) *Attorney, Agent, or Firm* — Cantor Colburn LLP

(57) **CLAIM**

The ornamental design for an engine cover for boat, as shown and described.

**DESCRIPTION**

FIG. 1 is a perspective view of an engine cover for boats showing our new design;

FIG. 2 is a front view thereof;

FIG. 3 is a rear view thereof;

FIG. 4 is a top plan view thereof;

FIG. 5 is a bottom plan view thereof;

FIG. 6 is a left side view thereof;

FIG. 7 is a right side view thereof; and,

FIG. 8 is a reference drawing in the perspective view showing a use state.

The broken lines shown in FIG. 8 are for the purpose of illustrating environmental structure that forms no part of the claimed design.

**1 Claim, 8 Drawing Sheets**

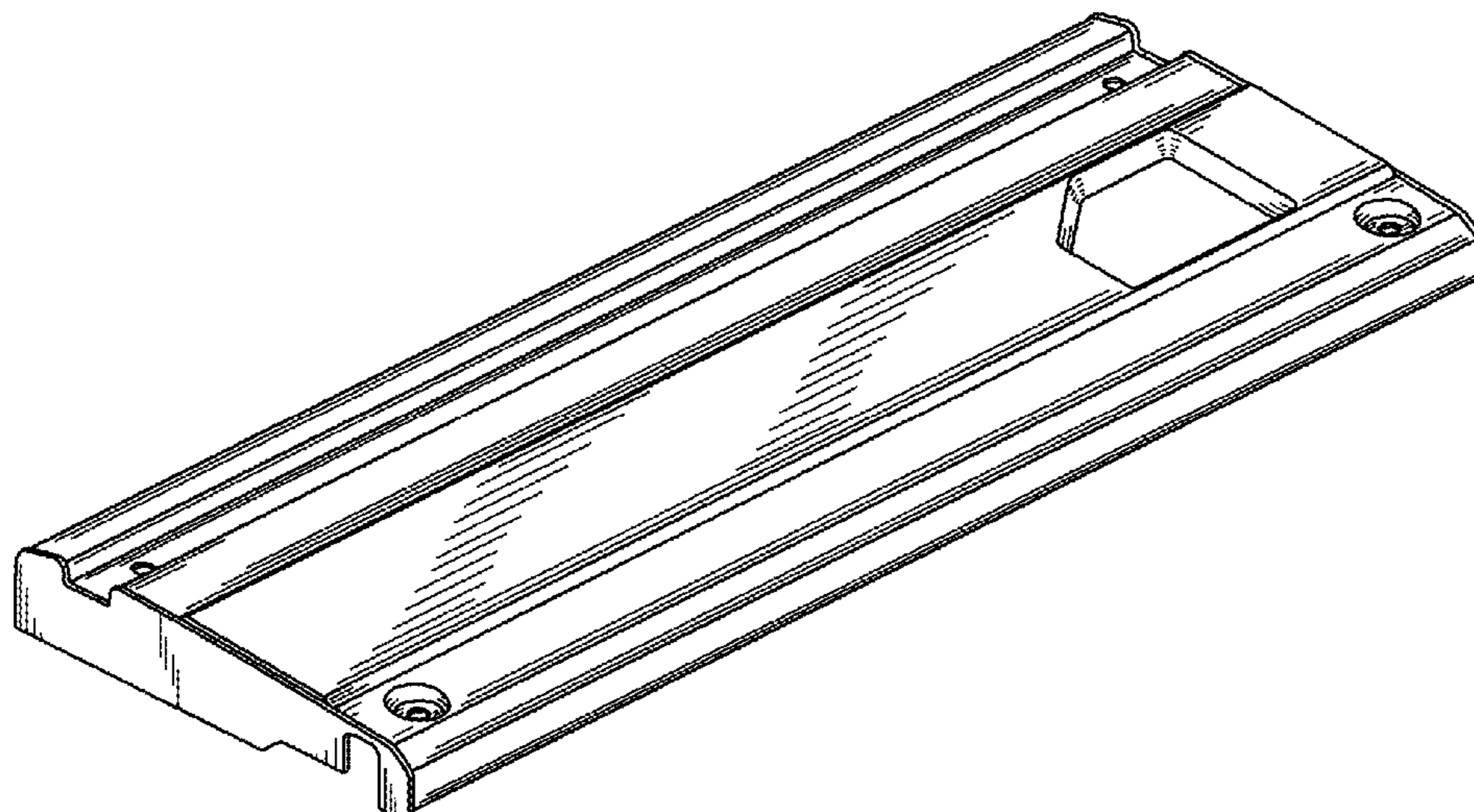


FIG. 1

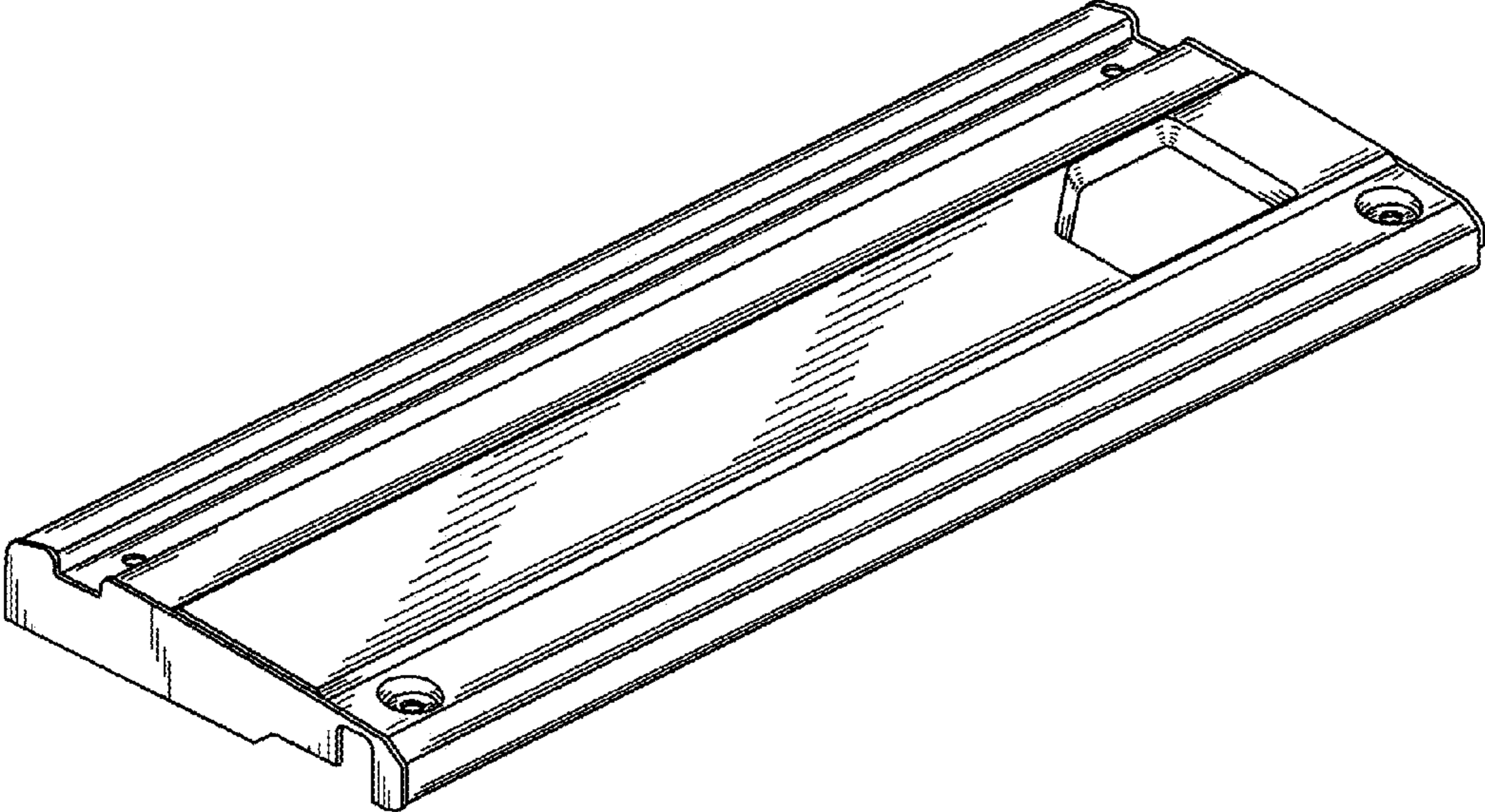


FIG. 2



FIG. 3



FIG. 4




FIG. 5




FIG. 6



FIG. 7

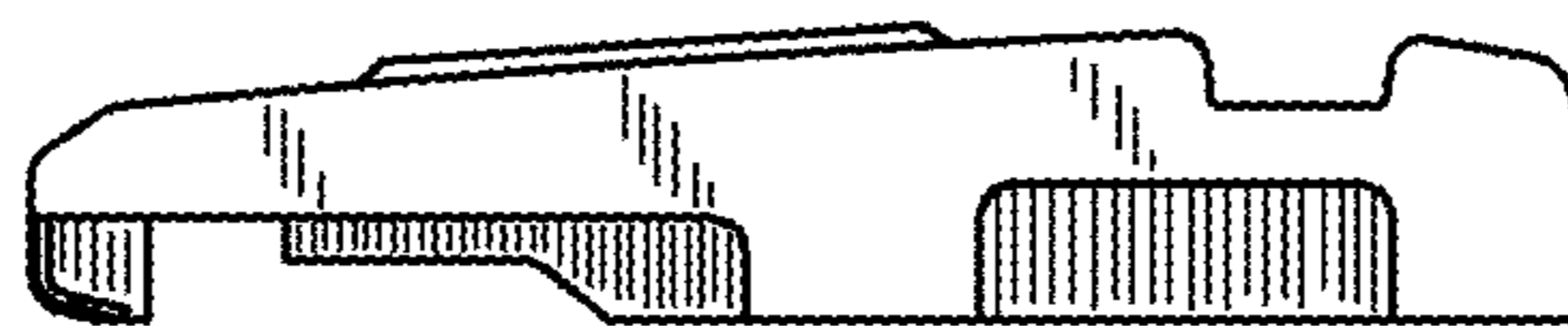




FIG. 8

