



US00D775233S

(12) **United States Design Patent**
Beck et al.

(10) **Patent No.:** **US D775,233 S**
(45) **Date of Patent:** **** Dec. 27, 2016**

(54) **MEDIA STREAMING DEVICE**

(71) Applicant: **GOOGLE INC.**, Mountain View, CA (US)

(72) Inventors: **Kristen Beck**, San Mateo, CA (US);
Michael Jon Sundermeyer, Palo Alto, CA (US); **Micah Thomas Collins**, Mountain View, CA (US)

(73) Assignee: **Google Inc.**, Mountain View, CA (US)

(**) Term: **15 Years**

(21) Appl. No.: **29/539,942**

(22) Filed: **Sep. 18, 2015**

(51) **LOC (10) Cl.** **14-03**

(52) **U.S. Cl.**
USPC **D14/496**; D14/203.6

(58) **Field of Classification Search**
USPC D14/432, 434, 447, 357, 299, 496, D14/203.1–203.8, 149, 155, 157, 188, D14/209.1, 217; D21/324, 328, 332, 333; 361/600, 679–686; 320/114, 115; 345/156–161, 905, 901; 439/529, 534, 439/929; 455/556.2, 557; 348/14.01–14.1, 348/211.12, 211.13; 386/235, 200, 239; 715/751, 753; 725/143, 151, 153, 725/135; 709/204, 211, 217
CPC G06F 1/16; G06F 5/00; G06F 3/00; H04N 5/225; H04N 5/40; G05F 3/048
See application file for complete search history.

7,277,272 B2 * 10/2007 Hsiung G11B 17/051
361/679.01

D578,546 S 10/2008 Fullerton

7,525,289 B2 * 4/2009 Janik G06F 17/30749
320/132

7,533,367 B2 * 5/2009 Balsiger G06F 9/4443
715/273

7,733,393 B2 * 6/2010 Yoshida H04N 5/3595
348/245

D631,893 S 2/2011 Ward et al.

D647,917 S * 11/2011 Voorhees D14/203.3

D710,386 S 8/2014 Aglassinger

9,015,334 B2 * 4/2015 Harris G06Q 30/02
709/231

9,112,849 B1 8/2015 Werkelin et al.

9,131,260 B2 9/2015 Klarke et al.

9,252,950 B2 2/2016 Caspi

9,271,033 B2 2/2016 Arling et al.

9,276,967 B2 * 3/2016 Casey H04N 21/2662

9,286,854 B2 * 3/2016 Klarke H04N 21/6125

D754,126 S * 4/2016 Xiong D14/341

* cited by examiner

Primary Examiner — Prabhakar Deshmukh
(74) *Attorney, Agent, or Firm* — Brake Hughes Bellermann LLP

(57) **CLAIM**

The ornamental design for a media streaming device, as shown and described.

DESCRIPTION

FIG. 1 is a perspective view of a media streaming device showing our new design;

FIG. 2 is front elevational view thereof;

FIG. 3 is a rear elevational view thereof;

FIG. 4 is a left side elevational view thereof;

FIG. 5 is a right side elevational view thereof;

FIG. 6 is a top plan view thereof; and,

FIG. 7 is a bottom plan view thereof.

The broken lines illustrate unclaimed portions and form no part of the claimed design.

1 Claim, 6 Drawing Sheets

(56) **References Cited**

U.S. PATENT DOCUMENTS

6,591,085 B1 7/2003 Grady

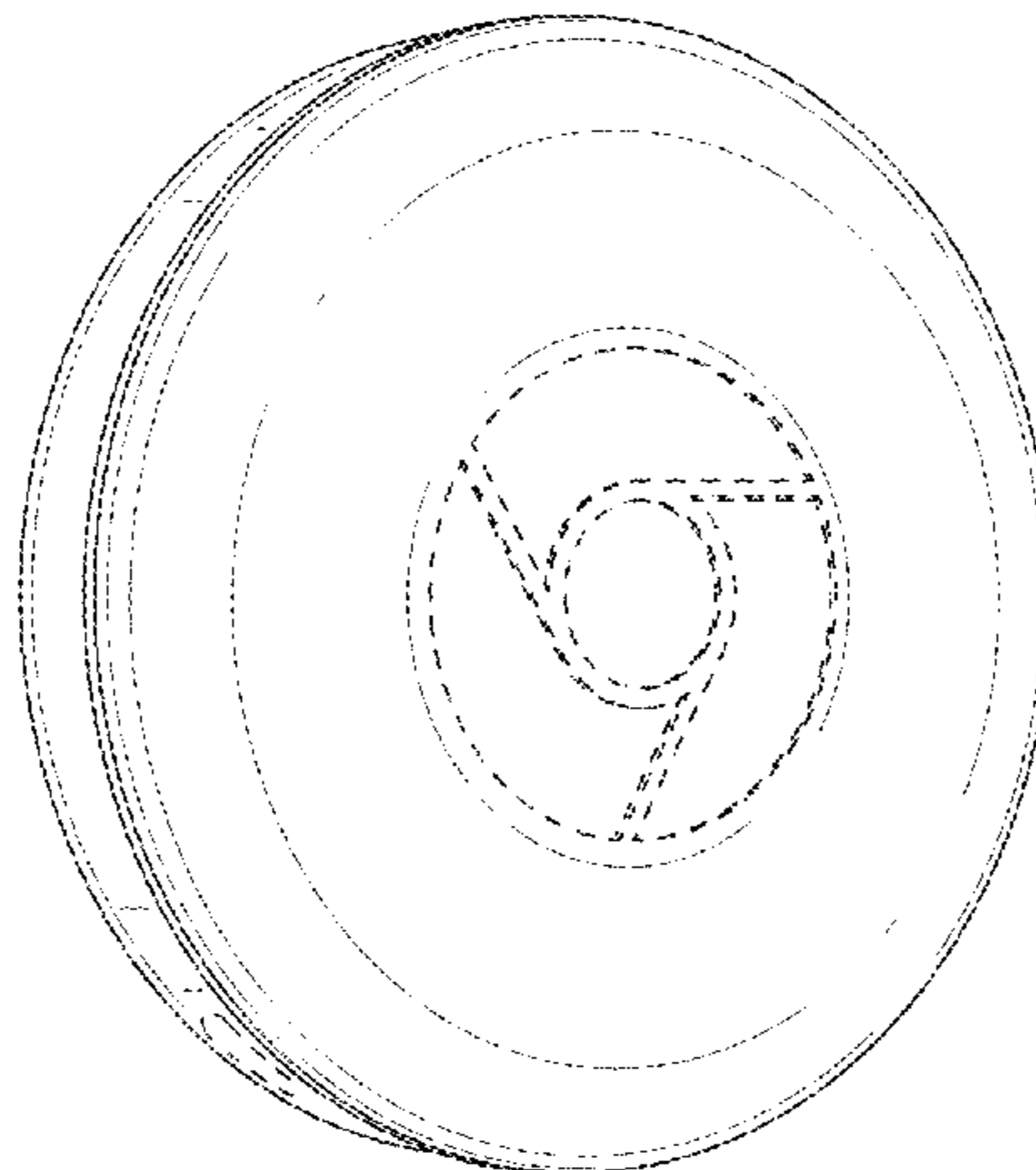
D487,887 S * 3/2004 Hutchinson D14/508

D502,154 S * 2/2005 Peng D14/126

D527,017 S * 8/2006 Kim D14/203.6

D531,159 S * 10/2006 Park D14/203.3

D533,187 S 12/2006 Lee



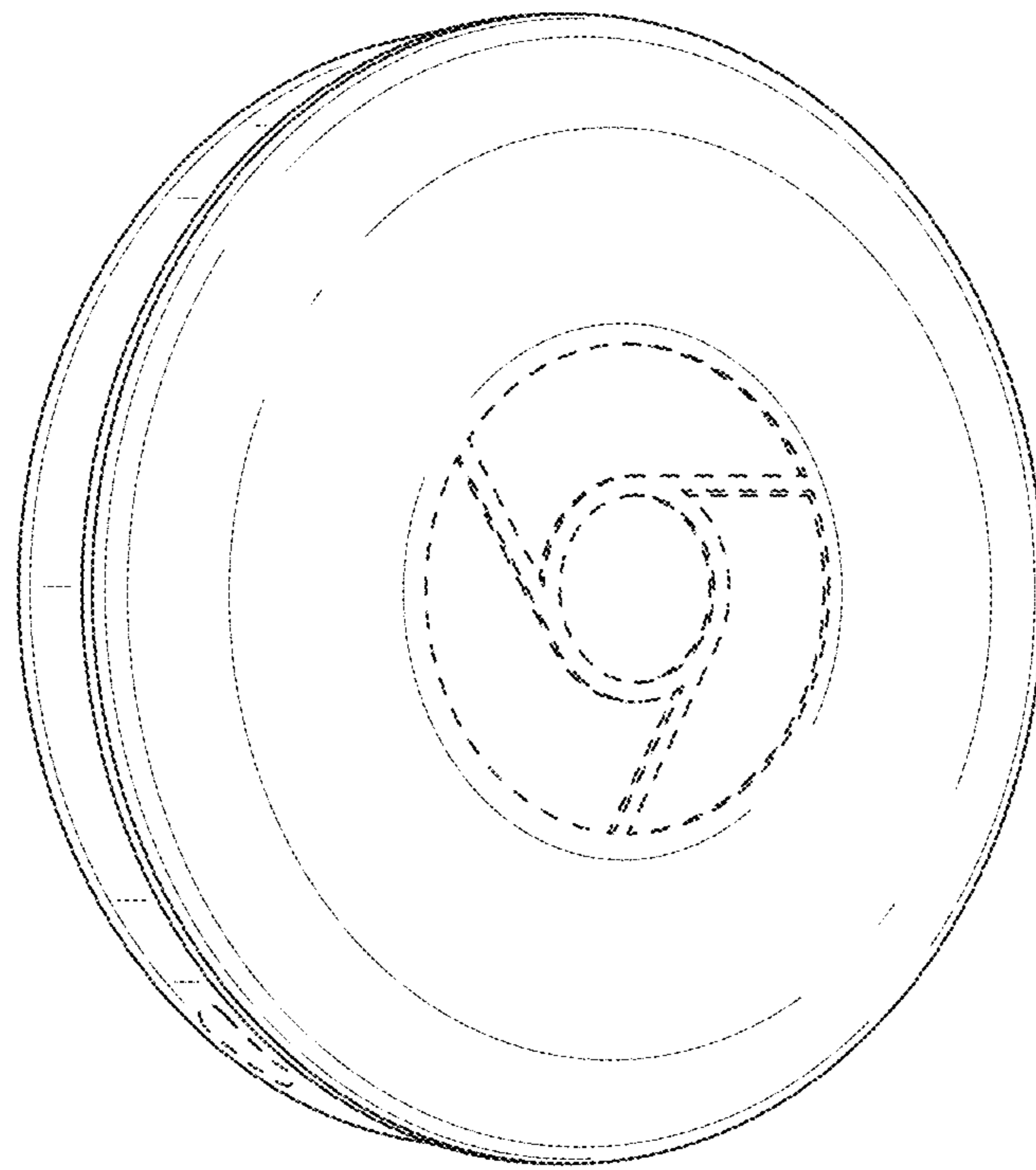


FIG. 1

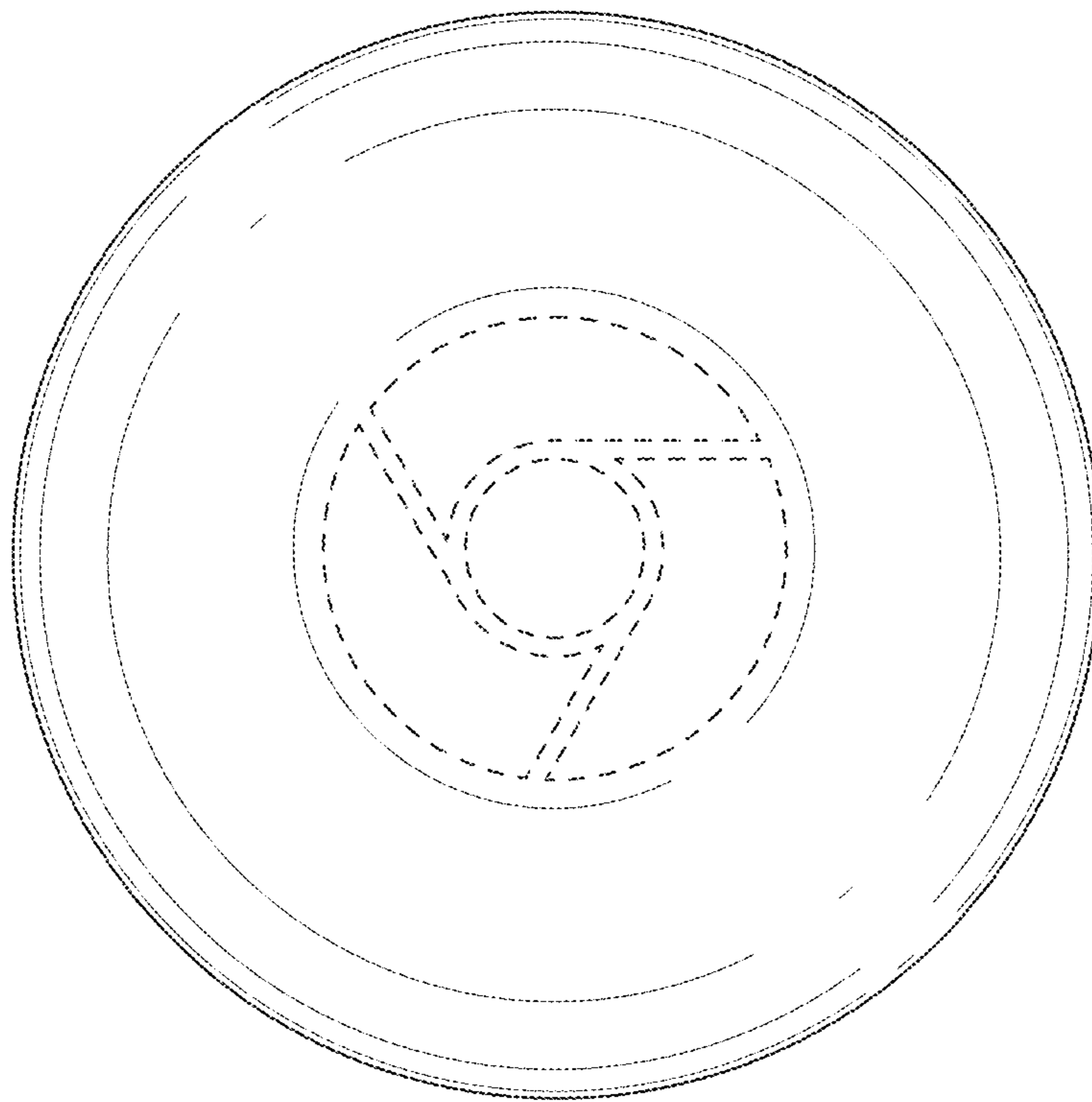


FIG. 2

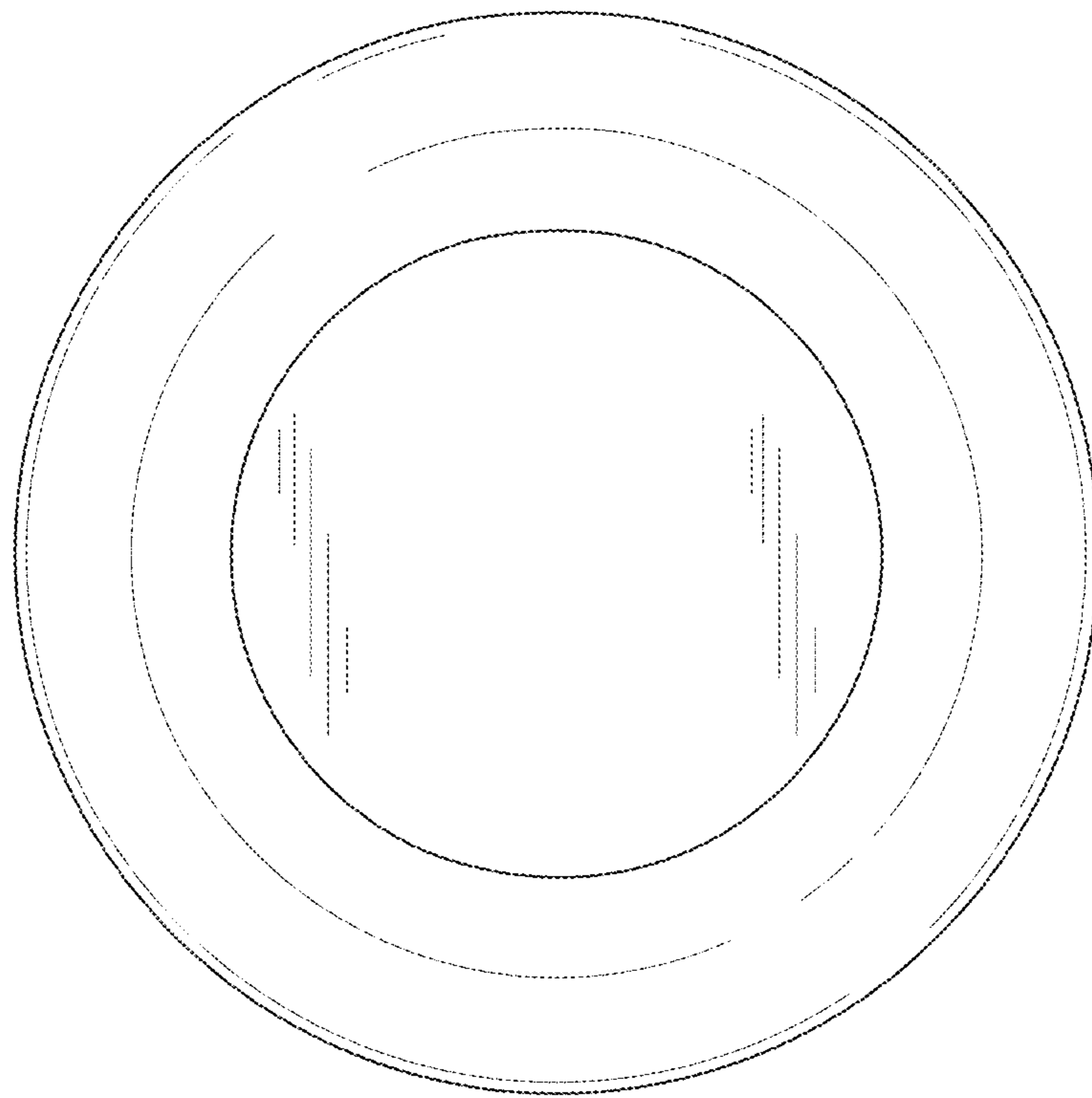


FIG. 3

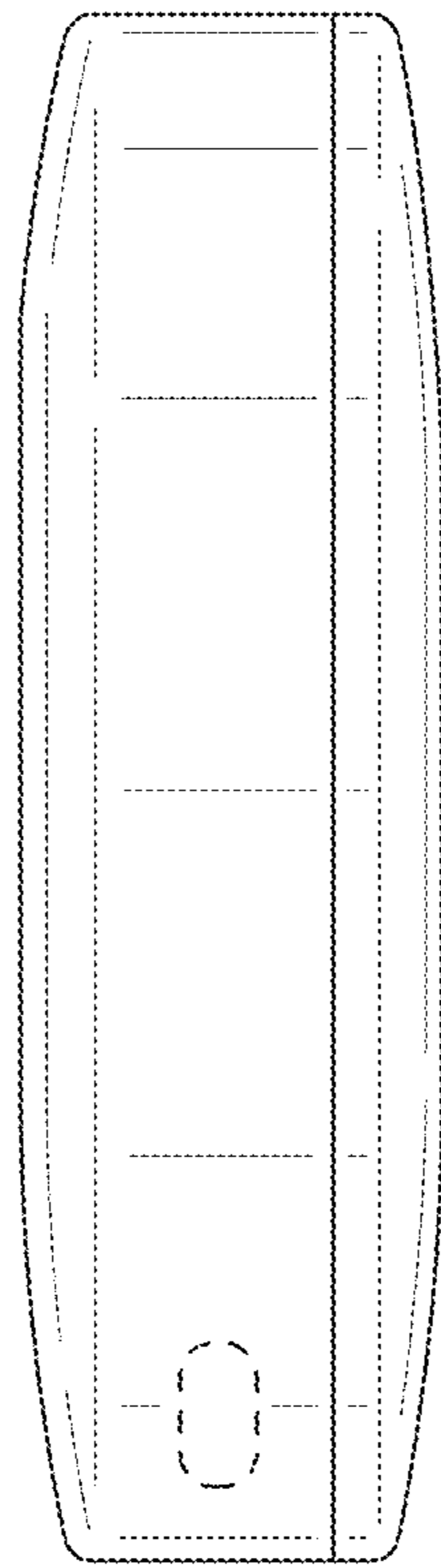


FIG. 4




FIG. 5

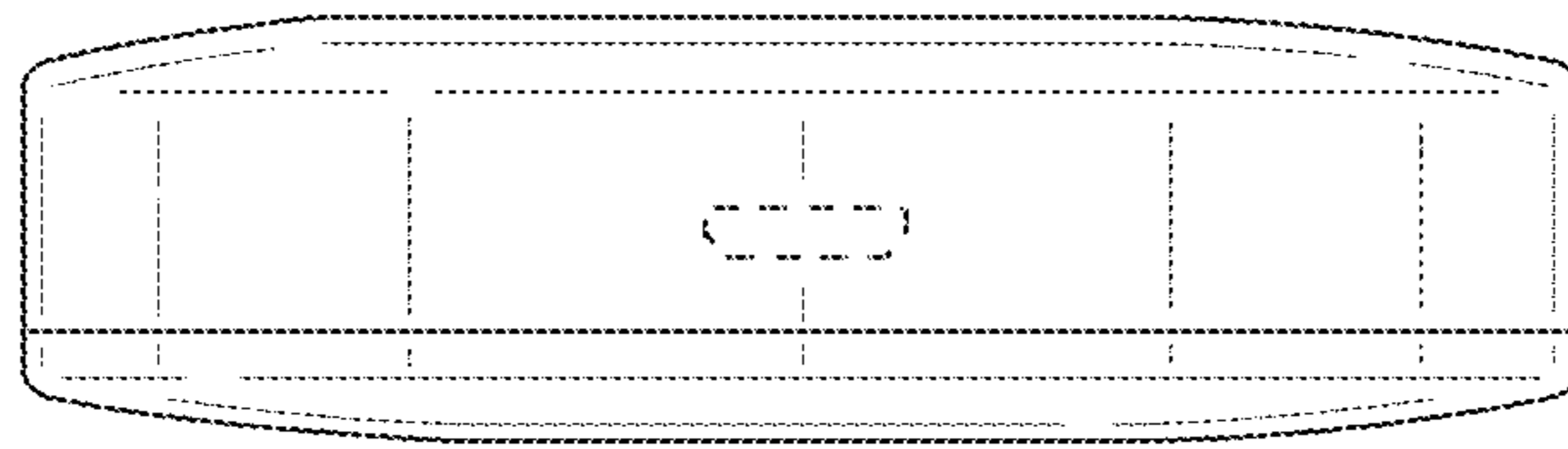


FIG. 6

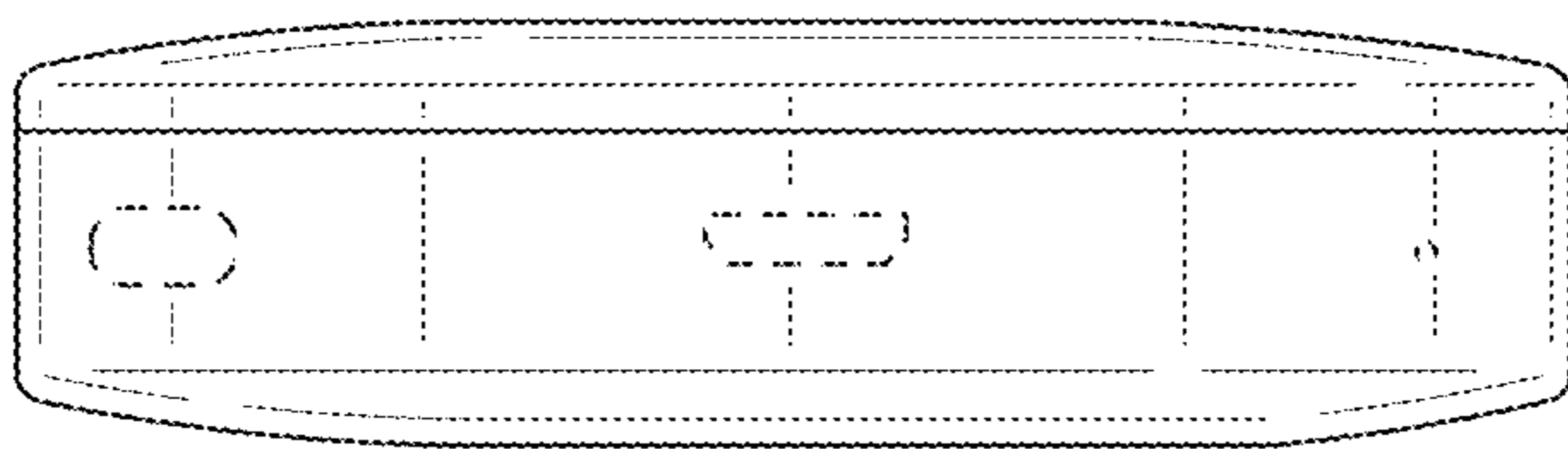


FIG. 7