



US00D775208S

(12) **United States Design Patent** (10) **Patent No.:** **US D775,208 S**
Andis et al. (45) **Date of Patent:** **** Dec. 27, 2016**

(54) **DISPLAY SCREEN WITH ICON**
(71) Applicant: **Microsoft Corporation**, Redmond, WA (US)
(72) Inventors: **Benjamin Scott Andis**, Seattle, WA (US); **Spencer Israel Antonin Nataraja Hurd**, Seattle, WA (US); **Daniel Martin Varon**, Seattle, WA (US); **Joseph Harold Pitt**, Seattle, WA (US); **Ryan James Vulk**, Seattle, WA (US); **Raymond Alexander Malkiewicz**, Seattle, WA (US)

D667,432 S * 9/2012 Phelan D14/491
D667,433 S * 9/2012 Phelan D14/491
D667,434 S * 9/2012 Phelan D14/491
D677,273 S * 3/2013 Randall D14/492
D681,668 S * 5/2013 Phelan D14/489
D684,182 S * 6/2013 Phelan D14/489
D688,699 S * 8/2013 Gleasman D14/489
D695,308 S * 12/2013 Lee D14/491
D701,216 S * 3/2014 Noda D14/485
D703,692 S * 4/2014 Phelan D14/488
D744,536 S * 12/2015 Gardner D14/489
D746,326 S * 12/2015 Phelan D14/489

(Continued)

(73) Assignee: **Microsoft Corporation**, Redmond, WA (US)

(**) Term: **15 Years**

(21) Appl. No.: **29/534,197**

(22) Filed: **Jul. 27, 2015**

(51) **LOC (10) Cl.** **14-04**

(52) **U.S. Cl.**
USPC **D14/492**

(58) **Field of Classification Search**
USPC D14/485-495
CPC G06F 3/048; G06F 3/0481; G06F 3/04812; G06F 3/04815; G06F 3/04817; G06F 3/0482; G06F 3/0483; G06F 3/0484; G06F 3/04842; G06F 3/04845; G06F 3/04847; G06F 3/0485; G06F 3/04855; G06F 3/0486; G06F 3/0487; G06F 3/0488; G06F 3/04883; G06F 3/04886; H04N 1/00424
See application file for complete search history.

(56) **References Cited**

U.S. PATENT DOCUMENTS

6,907,575 B2 * 6/2005 Duarte G06F 3/0485 715/767
D593,123 S * 5/2009 Danton D14/489

OTHER PUBLICATIONS

Sep. 27, 2016—(JP) Office Action—App 2016-001681; filed Jan. 27, 2016; Inv.: Ryan James Vulk.

Primary Examiner — Melanie H Tung

Assistant Examiner — Bao-Yen Nguyen

(74) *Attorney, Agent, or Firm* — Banner & Witcoff, Ltd.

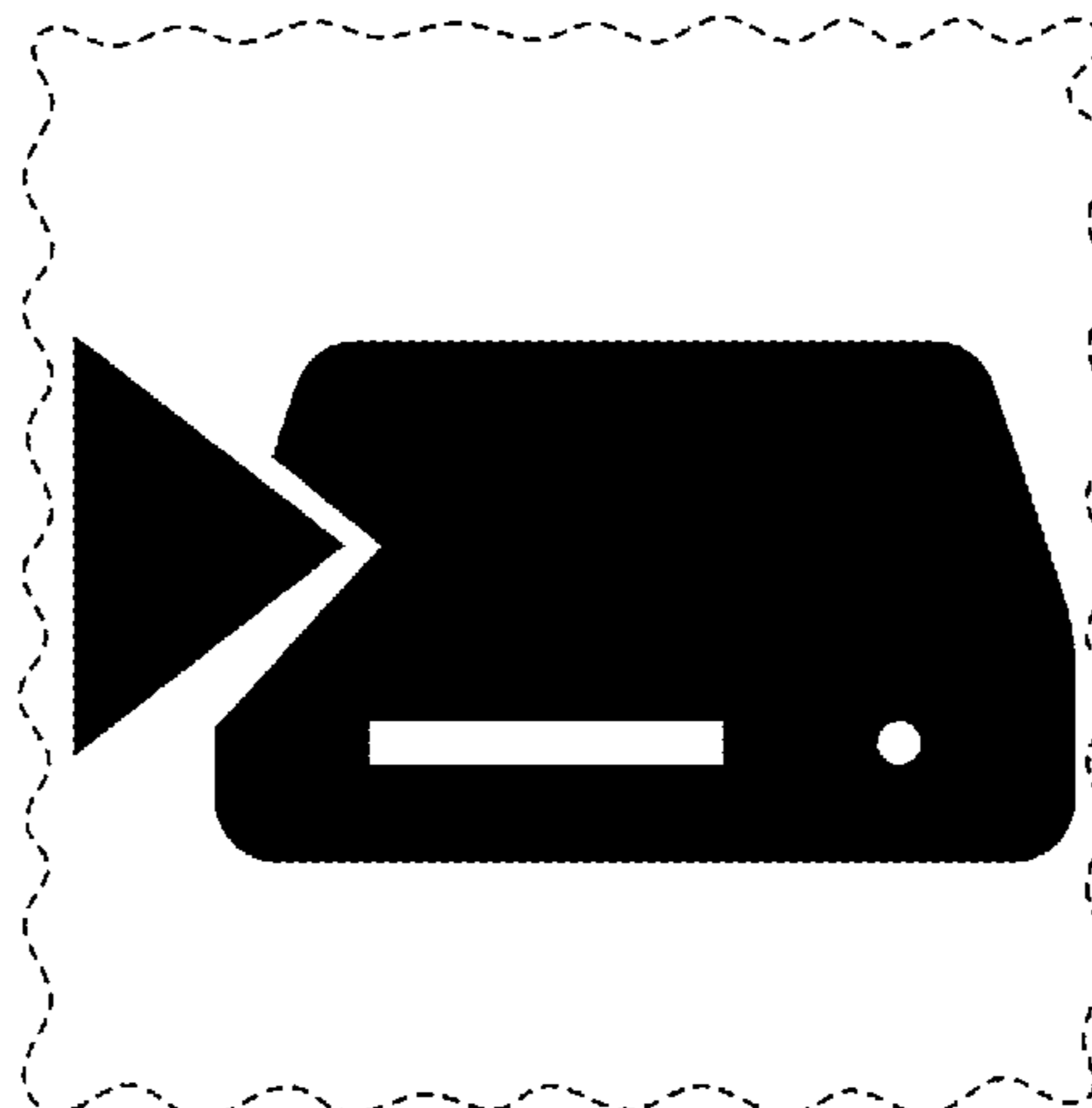
(57) **CLAIM**

The ornamental design for a display screen with icon, as shown and described.

DESCRIPTION

FIG. 1 is a front view of a display screen with icon showing the new design;
FIG. 2 is a front view of a display screen with icon showing an alternative embodiment of the new design; and,
FIG. 3 is a front view of the display screen with icon of FIG. 1, showing the icon in smaller scale on a display screen.
The broken line showing the display screen forms no part of the claimed design. The dot-dash broken line in FIG. 3 forms no part of the claimed design.

1 Claim, 3 Drawing Sheets



(56)

References Cited

U.S. PATENT DOCUMENTS

D746,327 S * 12/2015 Varga D14/489

* cited by examiner




FIG. 1

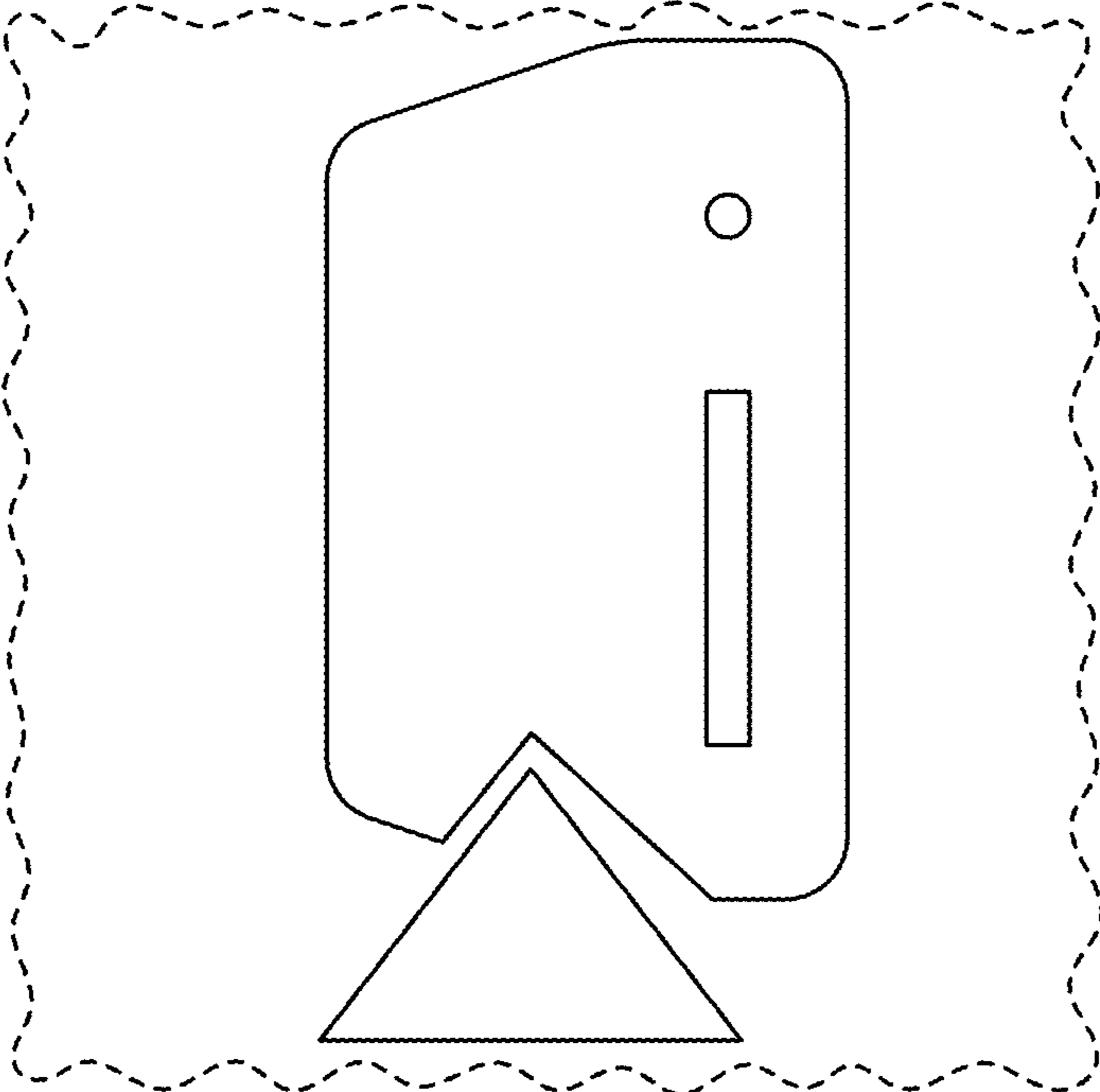


FIG. 2

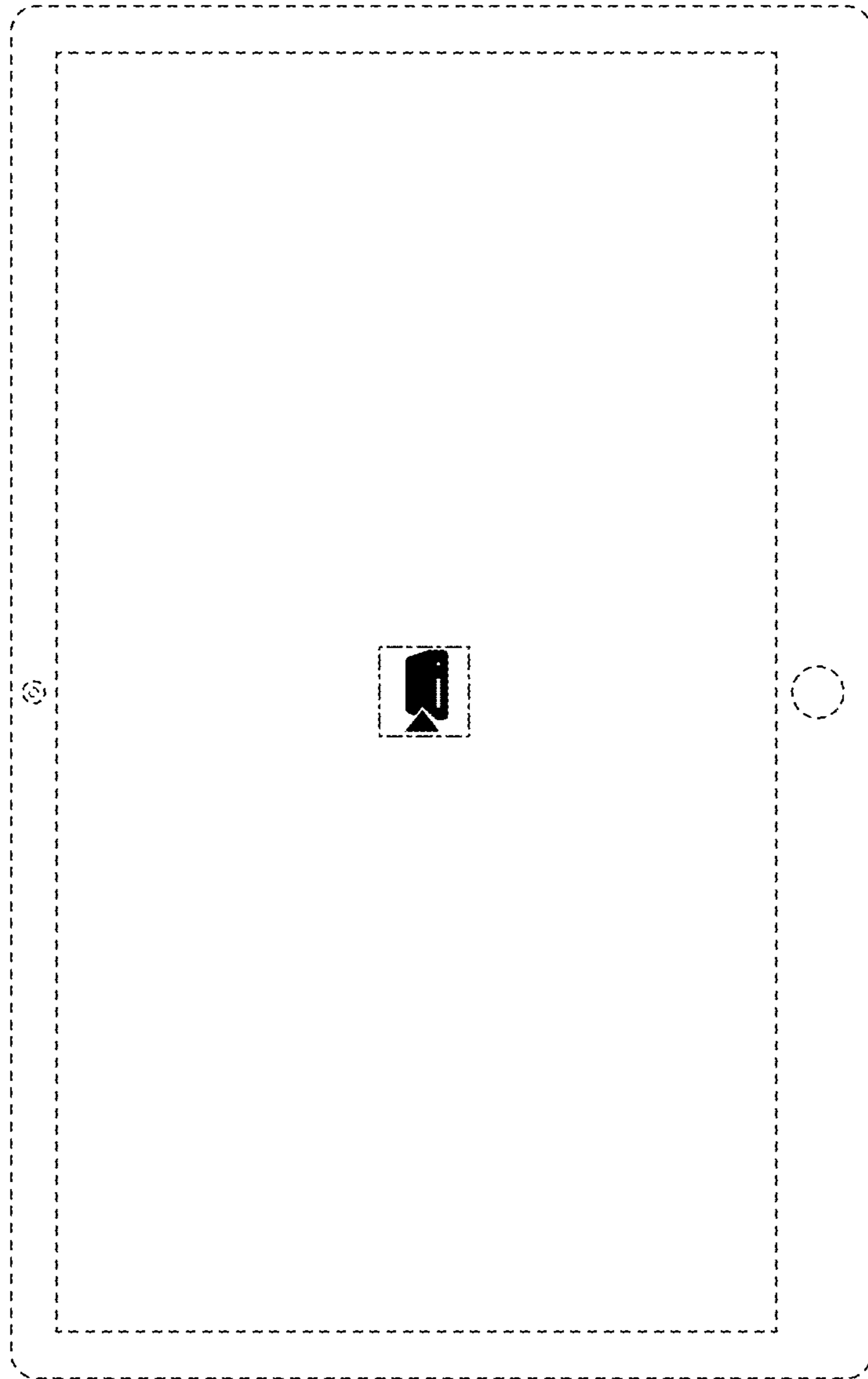


FIG. 3