



US00D775207S

(12) **United States Design Patent** (10) **Patent No.:** **US D775,207 S**
Vulk et al. (45) **Date of Patent:** **** Dec. 27, 2016**

(54) **DISPLAY SCREEN WITH ICON**
(71) Applicant: **Microsoft Corporation**, Redmond, WA (US)
(72) Inventors: **Ryan James Vulk**, Seattle, WA (US); **Raymond Alexander Malkiewicz**, Seattle, WA (US)
(73) Assignee: **Microsoft Corporation**, Redmond, WA (US)

D677,278 S * 3/2013 Wujcik D14/491
D686,241 S * 7/2013 Steele D14/489
D687,067 S * 7/2013 Jang D14/492
D688,703 S * 8/2013 Phelan D14/492
D690,736 S * 10/2013 Jang D14/489
D699,253 S * 2/2014 Kim D14/486
D703,227 S * 4/2014 Abratowski D14/489
D726,764 S * 4/2015 Oh D14/490
D726,765 S * 4/2015 Dye D14/492
D727,344 S * 4/2015 Park D14/487
D730,938 S * 6/2015 Ma D14/491

(**) Term: **15 Years**
(21) Appl. No.: **29/534,190**
(22) Filed: **Jul. 27, 2015**
(51) **LOC (10) Cl.** **14-04**
(52) **U.S. Cl.**
USPC **D14/492**
(58) **Field of Classification Search**
USPC D14/485-495
CPC G06F 3/048; G06F 3/0481; G06F 3/04812;
G06F 3/04815; G06F 3/04817; G06F
3/0482; G06F 3/0483; G06F 3/0484;
G06F 3/04842; G06F 3/04845; G06F
3/04847; G06F 3/0485; G06F
3/04855; G06F 3/0486; G06F
3/0487; G06F 3/0488; G06F
3/04883; G06F 3/04886; H04N 1/00424
See application file for complete search history.

(56) **References Cited**
U.S. PATENT DOCUMENTS
D533,873 S 12/2006 Gusmorino et al.
D667,446 S * 9/2012 Phelan D14/492
D667,452 S * 9/2012 Wujcik D14/491
D667,453 S 9/2012 Wujcik et al.
D676,868 S * 2/2013 Wagner D14/489

OTHER PUBLICATIONS

“Camera” May 24, 2015 <https://stockfresh.com/image/5636277/square-camera-pattern> cite: Aug 4, 2016.*
Office Action Issued in Japanese Patent Application No. 2016-001679, Mailed Date: Sep. 27, 2016, 4 Pages.

* cited by examiner

Primary Examiner — Melanie H Tung
Assistant Examiner — Bao-Yen Nguyen
(74) *Attorney, Agent, or Firm* — Banner & Witcoff, Ltd.


(57) **CLAIM**

The ornamental design for a display screen with icon, as shown and described.

DESCRIPTION

FIG. 1 is a front view of a display screen with icon showing the new design;
FIG. 2 is a front view of a display screen with icon showing an alternative embodiment of the new design; and,
FIG. 3 is a front view of the display screen with icon of FIG. 1, showing the icon in smaller scale on a display screen.
The broken line showing the display screen forms no part of the claimed design. The dot-dash broken line in FIG. 3 forms no part of the claimed design.

1 Claim, 3 Drawing Sheets






FIG. 1

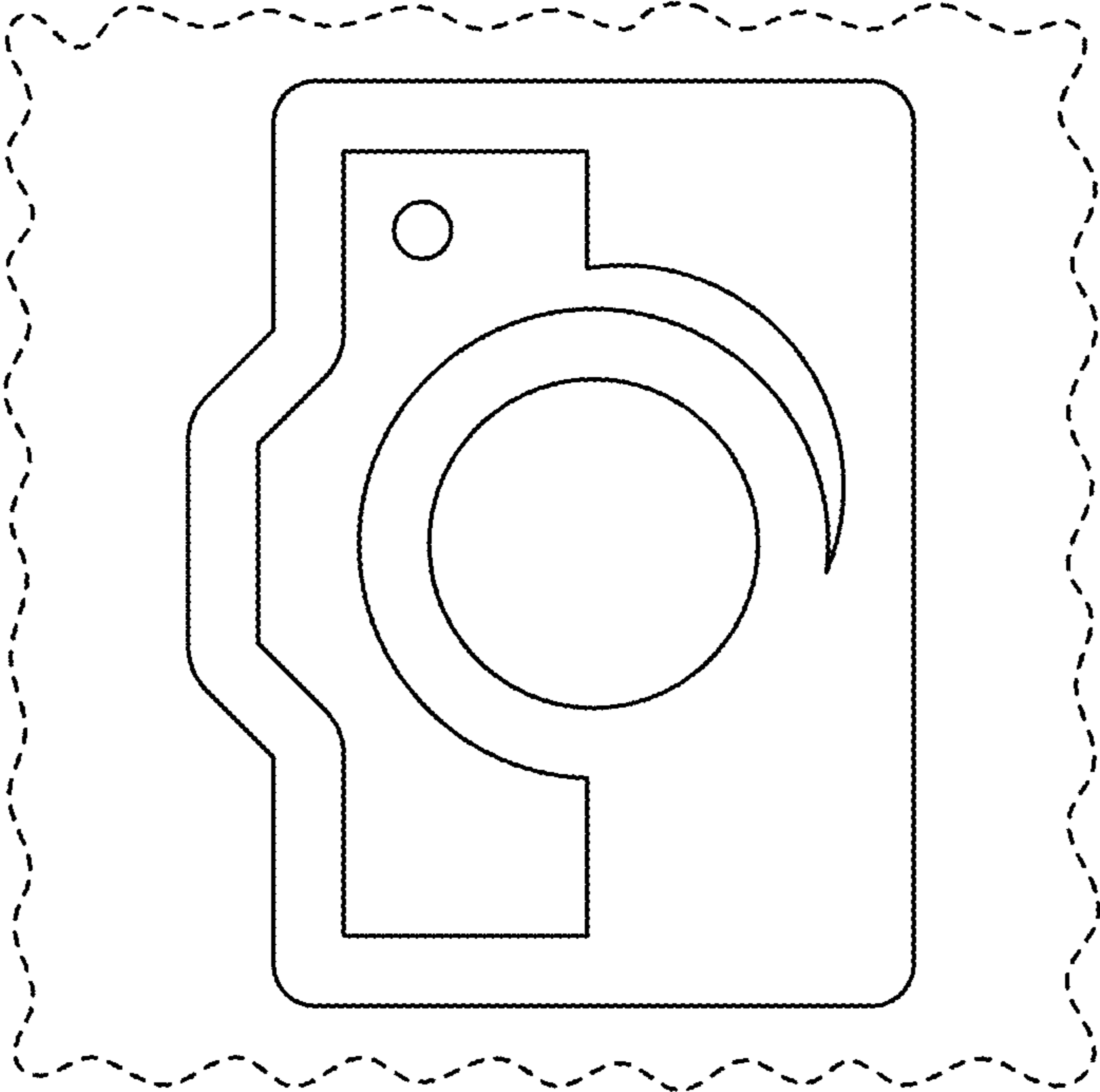


FIG. 2

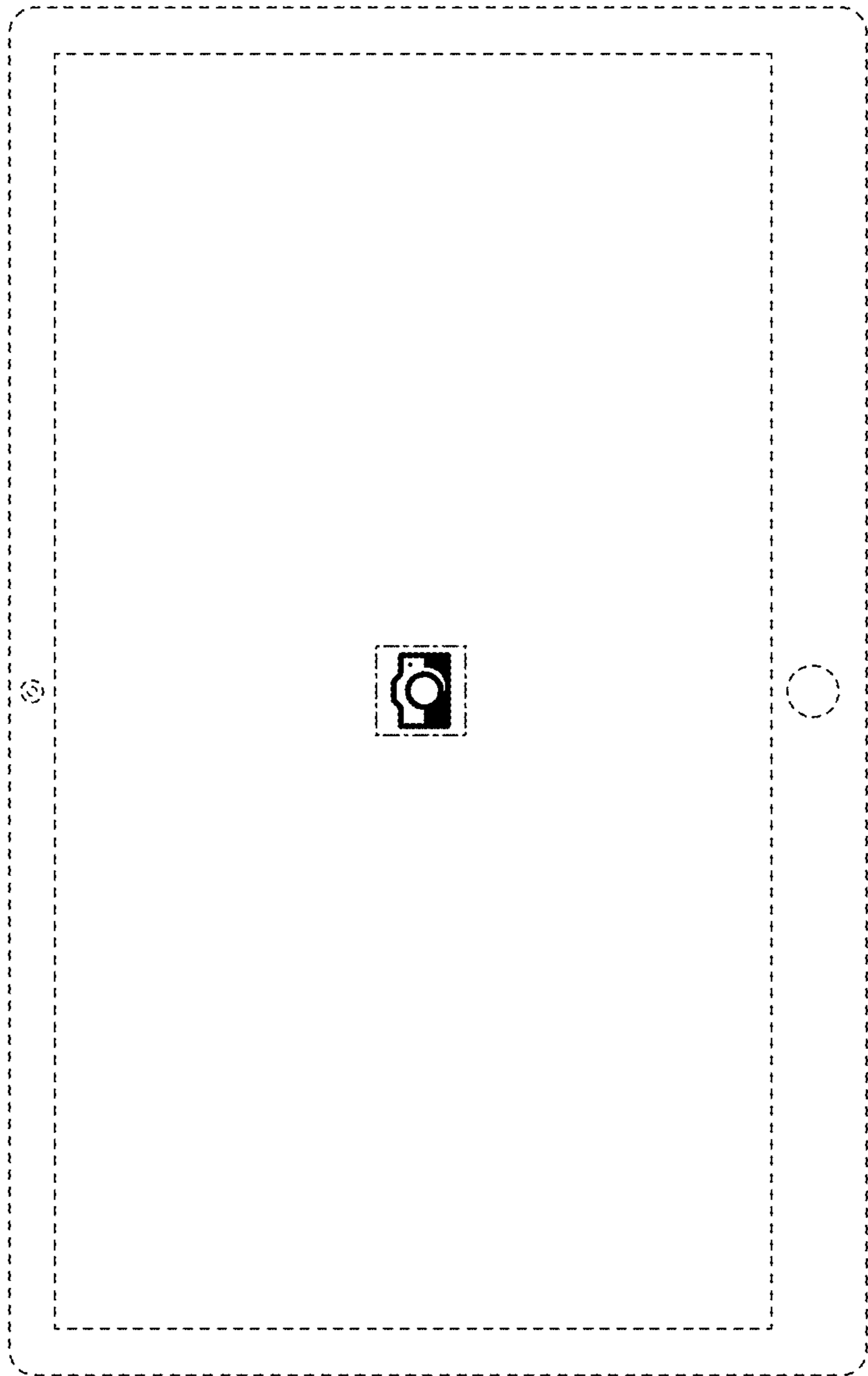


FIG. 3