



US00D775186S

(12) **United States Design Patent** (10) **Patent No.:** **US D775,186 S**  
**Folken et al.** (45) **Date of Patent:** **\*\* Dec. 27, 2016**

(54) **DISPLAY SCREEN OR A PORTION THEREOF WITH A GRAPHICAL USER INTERFACE**

(71) Applicant: **Caterpillar Inc.**, Peoria, IL (US)

(72) Inventors: **Keith R. Folken**, West Peoria, IL (US); **Jeffrey A. Bettenhausen**, Edwards, IL (US); **Alan W. Schweizer**, Washington, IL (US); **Christi M. Wilson**, Chillicothe, IL (US)

(73) Assignee: **Caterpillar Inc.**, Peoria, IL (US)

(\*\*) Term: **14 Years**

(21) Appl. No.: **29/525,753**

(22) Filed: **May 1, 2015**

**Related U.S. Application Data**

(63) Continuation of application No. 29/459,357, filed on Jun. 28, 2013, now Pat. No. Des. 730,368.

(51) **LOC (10) Cl.** ..... **14-04**

(52) **U.S. Cl.**  
USPC ..... **D14/488**

(58) **Field of Classification Search**  
USPC D14/485-495; D18/26, 31, 32, 33; D20/11, D20/12, 23, 24, 25, 29, 30, 31, 32, 36, D20/37, 38; 715/702, 764, 838  
CPC ..... G06F 3/048; G06F 3/0481; G06F 3/0482; G06F 3/04817; G06F 3/04812  
See application file for complete search history.

(56) **References Cited**

**U.S. PATENT DOCUMENTS**

D576,634 S \* 9/2008 Clark ..... D14/485  
D586,355 S \* 2/2009 Mori ..... D14/486

D616,895 S \* 6/2010 Ehrler ..... D14/486  
D633,921 S \* 3/2011 Brinda ..... D14/486  
D635,149 S \* 3/2011 Viggers ..... D14/486  
D635,150 S \* 3/2011 Sykes ..... D14/486  
D638,851 S \* 5/2011 Brinda ..... D14/486  
D656,157 S \* 3/2012 Khan ..... D14/486  
D658,667 S \* 5/2012 Cho ..... D14/486  
D665,407 S \* 8/2012 Bitran ..... D14/487  
D667,838 S \* 9/2012 Magee ..... D14/486  
D670,726 S \* 11/2012 Bitran ..... D14/487  
D679,284 S \* 4/2013 Rounding ..... D14/486  
D680,130 S \* 4/2013 Khan ..... D14/486  
8,418,692 B2 \* 4/2013 Sanchez ..... A61M 16/00  
128/200.24  
D681,655 S \* 5/2013 Cho ..... D14/486  
D682,844 S \* 5/2013 Friedlander ..... D14/485  
D682,857 S \* 5/2013 Friedlander ..... D14/486  
D683,352 S \* 5/2013 Garn ..... D14/486  
D684,591 S \* 6/2013 Refuah ..... D14/487  
D696,280 S 12/2013 Sassoon et al.

(Continued)

*Primary Examiner* — Darlington Ly

(57) **CLAIM**

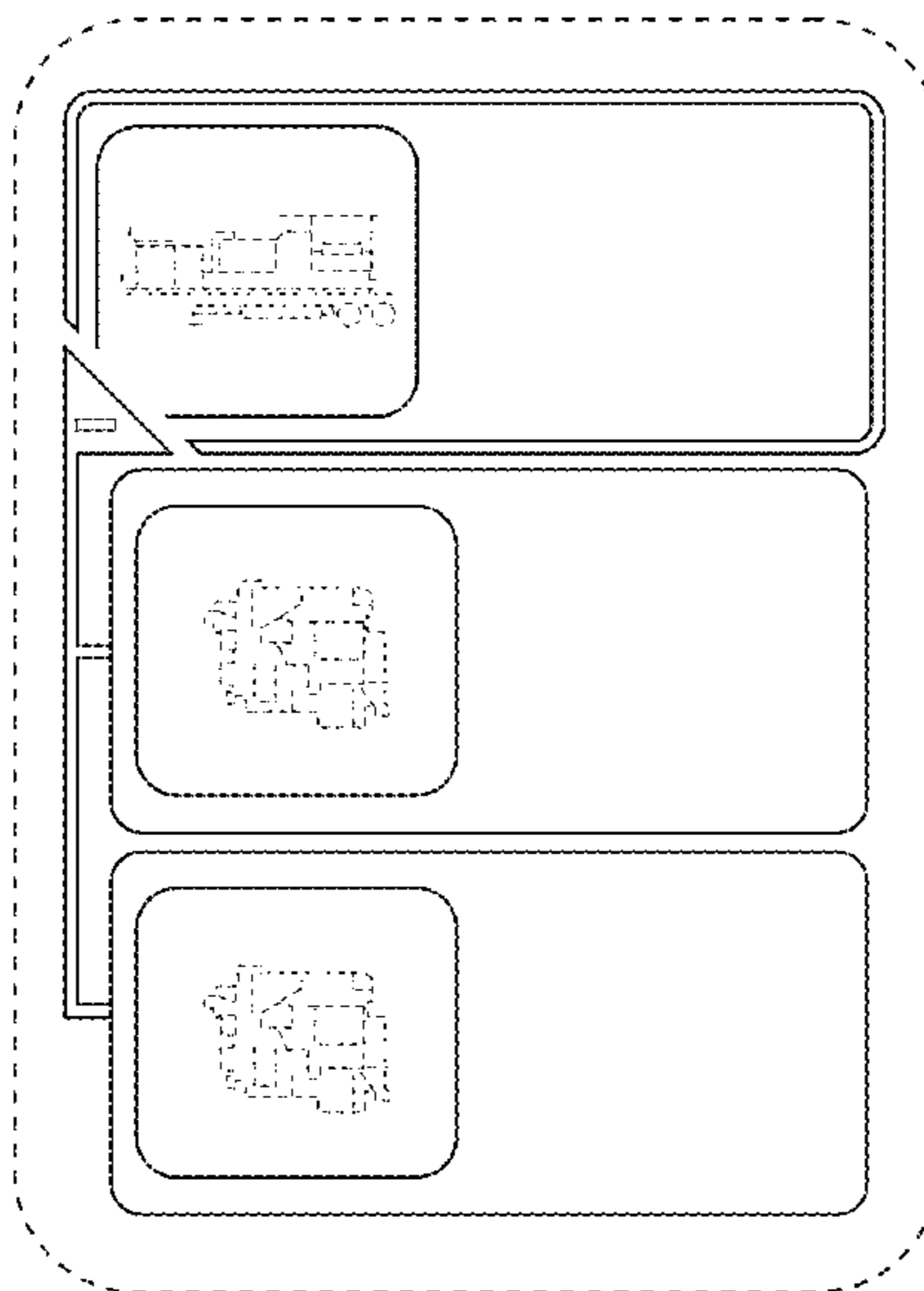
The ornamental design for a display screen or a portion thereof with a graphical user interface, as shown and described.

**DESCRIPTION**

FIG. 1 is a front view of a display screen or portion thereof with a graphical user interface showing our new design; and, FIG. 2 is a front view of a display screen or portion thereof with a graphical user interface in accordance to an alternate embodiment of our new design.

The outermost broken line perimeter showing the display screen or portion thereof and the broken lines showing elements of the graphical user interface are provided for the purpose of illustrating portions of the article and do not form part of the claimed design.

**1 Claim, 2 Drawing Sheets**



(56)

**References Cited**

U.S. PATENT DOCUMENTS

D697,927 S	1/2014	Seo et al.
D697,940 S	1/2014	Bitran et al.
D699,260 S	2/2014	Lindmark et al.
D707,693 S	6/2014	Satterfield et al.
D707,694 S	6/2014	Satterfield et al.
D719,970 S	12/2014	Ebtekar et al.
2014/0040800 A1	2/2014	Fredette et al.

\* cited by examiner

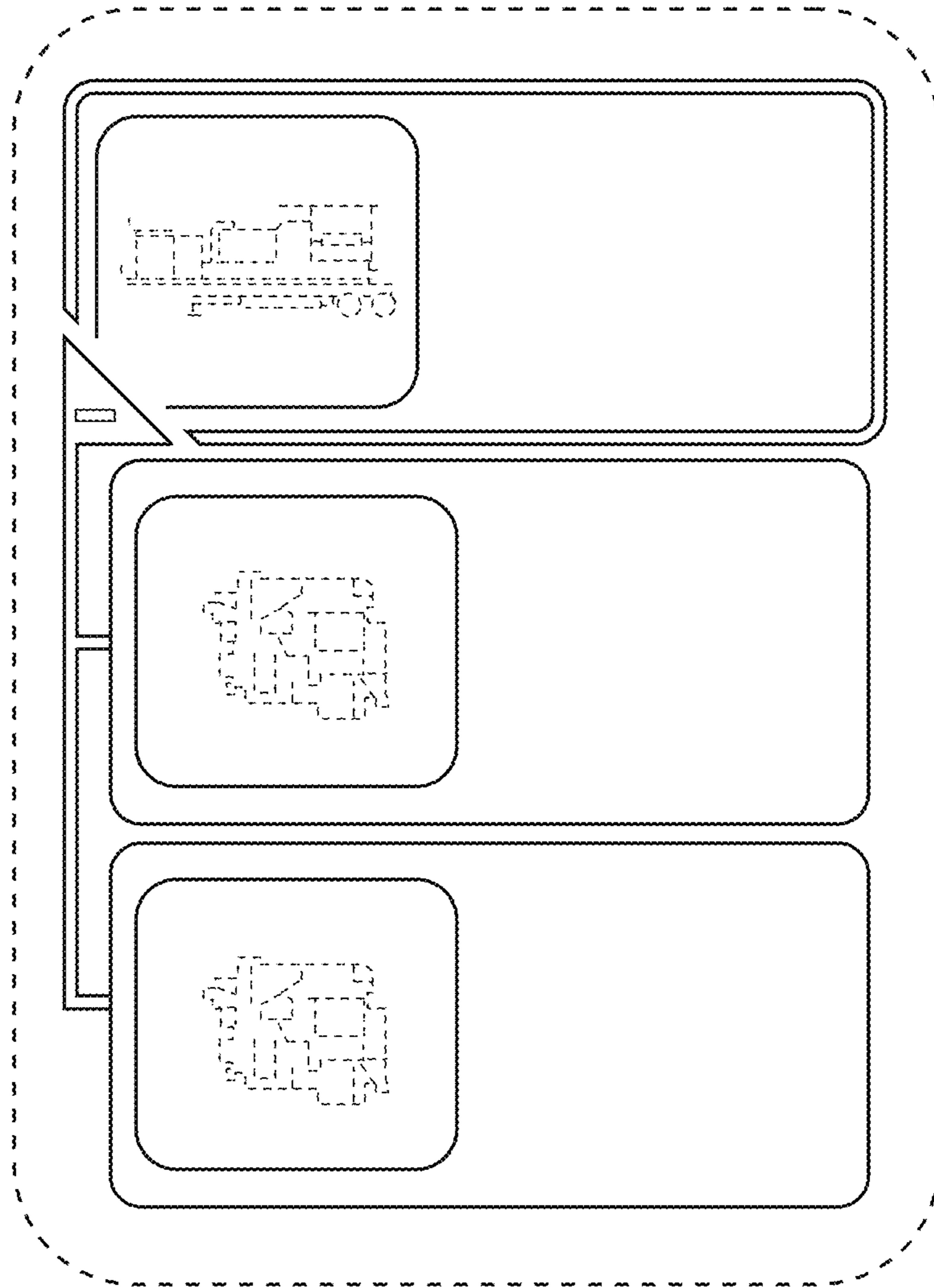


FIG. 1

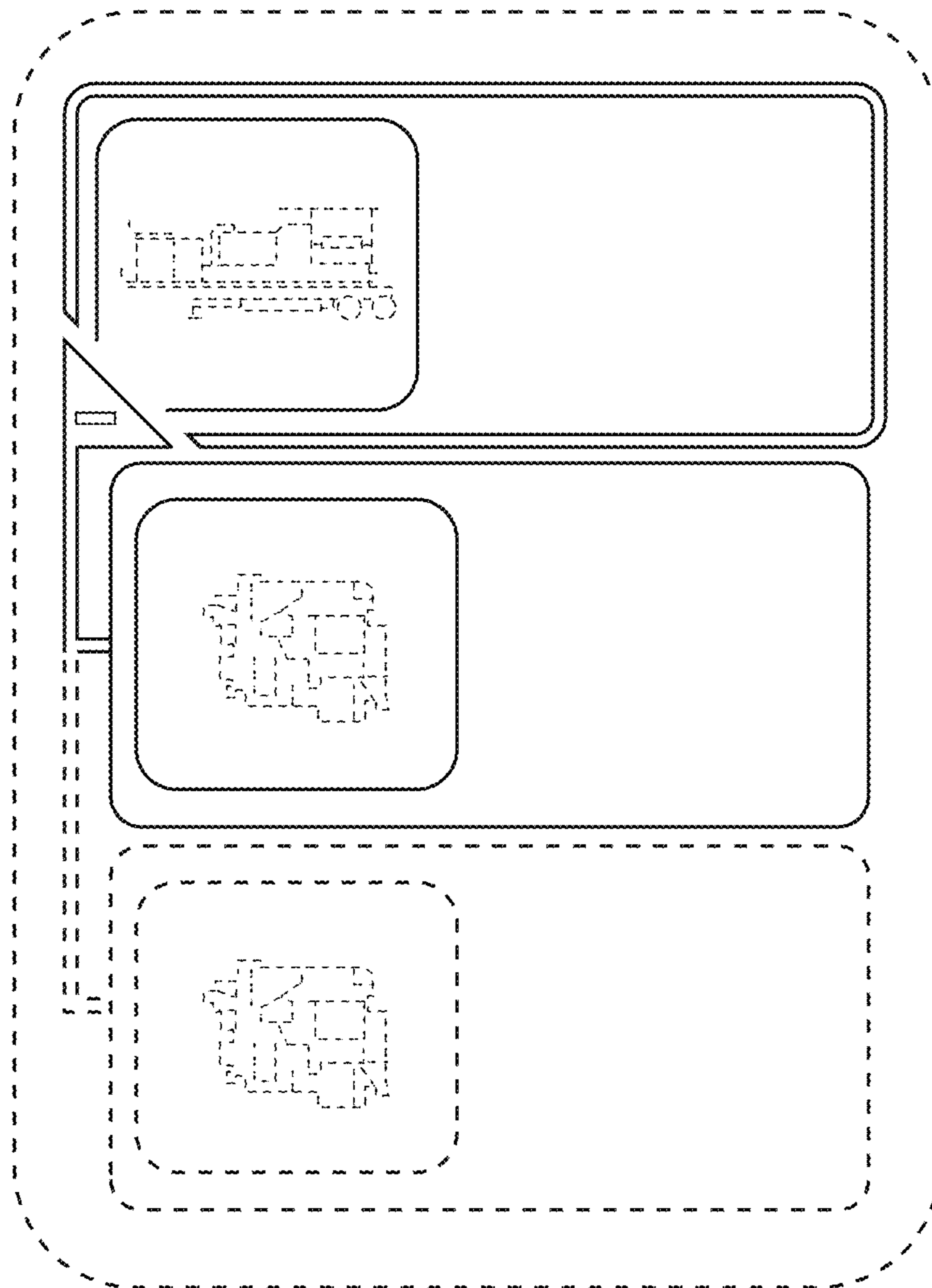


FIG. 2