



US00D775144S

(12) **United States Design Patent** (10) **Patent No.:** **US D775,144 S**  
**Vazquez** (45) **Date of Patent:** **\*\* Dec. 27, 2016**

(54) **DISPLAY SCREEN WITH GRAPHICAL USER INTERFACE**

(71) Applicant: **ADP, LLC**, Roseland, NJ (US)

(72) Inventor: **Serafin Vazquez**, New York City, NY (US)

(73) Assignee: **ADP, LLC**, Roseland, NJ (US)

(\*\*) Term: **14 Years**

(21) Appl. No.: **29/520,328**

(22) Filed: **Mar. 13, 2015**

(51) **LOC (10) Cl.** ..... **14-04**

(52) **U.S. Cl.**  
USPC ..... **D14/485**

(58) **Field of Classification Search**  
USPC ..... D14/485-488; D18/32; D20/11, 22, 27, D20/28, 39, 40; D21/329  
CPC ..... G06F 3/048-3/04897; G06F 17/211; G06F 17/212; G06F 17/3005; G06F 17/30056; G06F 17/30112; G06F 17/30716; G06F 15/0266; G06F 17/30861; G06Q 30/0601; G06Q 30/0641; G06Q 10/06; G06Q 10/109; A61B 5/02; H04N 1/00198; H04N 1/00408  
See application file for complete search history.

(56) **References Cited**

**U.S. PATENT DOCUMENTS**

D689,892 S *	9/2013	Perry .....	D14/486
D694,253 S *	11/2013	Helm .....	D14/485
D748,126 S *	1/2016	Sarukkai .....	D14/486
D751,594 S *	3/2016	Fedorov .....	D14/486
D753,134 S *	4/2016	Vazquez .....	D14/485
D753,135 S *	4/2016	Vazquez .....	D14/485
D753,163 S *	4/2016	Vazquez .....	D14/486
D756,371 S *	5/2016	Bertnick .....	D14/485
D756,372 S *	5/2016	Bertnick .....	D14/485
D759,084 S *	6/2016	Yampolskiy .....	D14/486

D761,303 S *	7/2016	Nelson .....	D14/488
2014/0282016 A1 *	9/2014	Hosier, Jr. ....	H04W 4/08 715/733
2016/0210711 A1 *	7/2016	Krupa .....	G06Q 50/22

**OTHER PUBLICATIONS**

Raise Tracker Dashboard, by Ficklin, dribbble.com [online], published Dec. 15, 2014, [retrieved Jul. 29, 2016], retrieved from Internet <URL:https://dribbble.com/shots/1848071RaiseTrackerDashboard>.\*

\* cited by examiner

*Primary Examiner* — Cathron Brooks

*Assistant Examiner* — Ian Whitmore

(74) *Attorney, Agent, or Firm* — Yee & Associates, P.C.

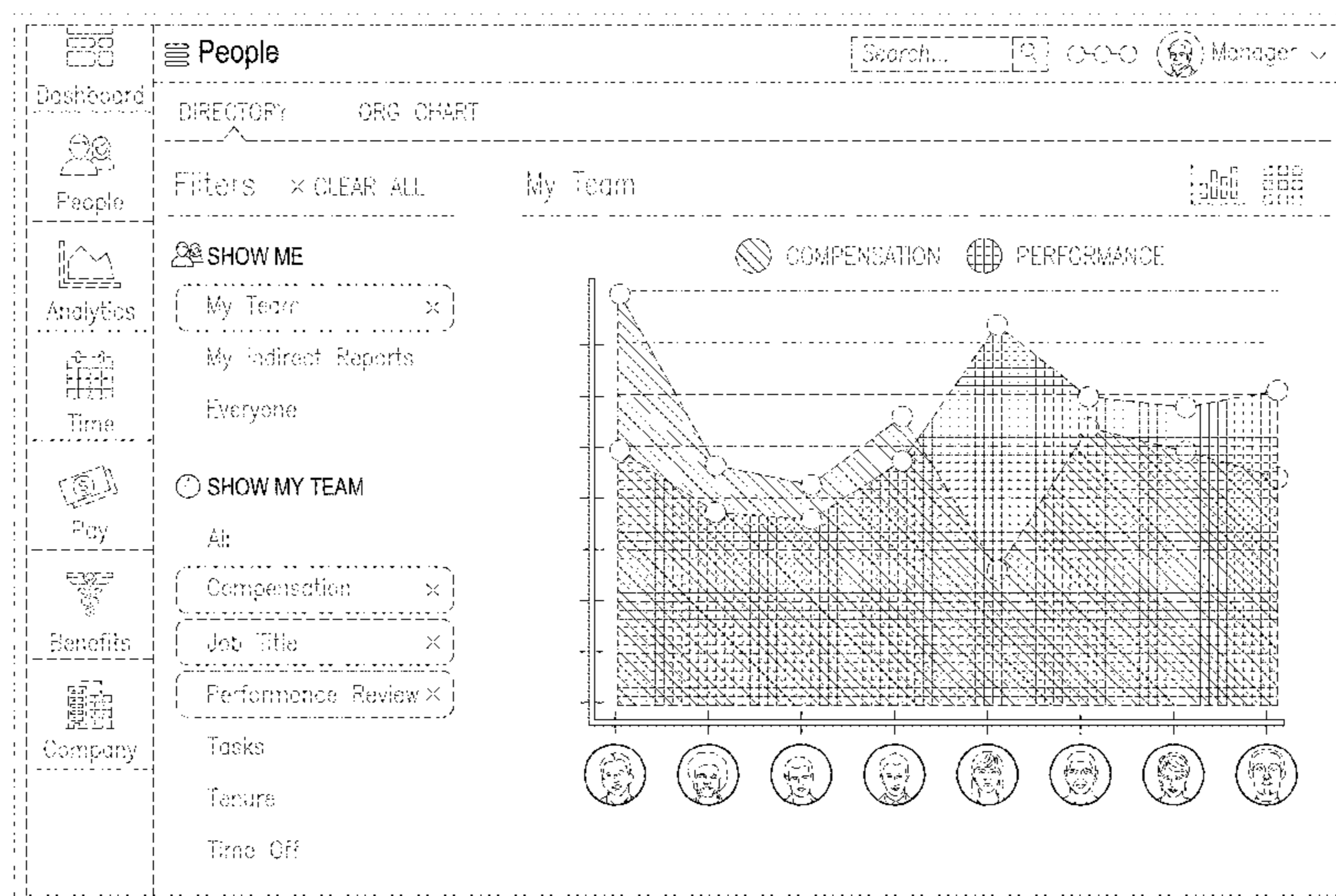
(57) **CLAIM**

The ornamental design for a display screen with graphical user interface, as shown and described.

**DESCRIPTION**

FIG. 1 is a front view of a first embodiment of a display screen with graphical user interface; FIG. 2 is a front view of a second embodiment thereof; and, FIG. 3 is a front view of a third embodiment thereof. The outermost broken line perimeter illustrates a display screen and forms no part of the claimed design. The remaining broken lines illustrate portions of a graphical user interface and form no part of the claimed design. The portions of FIGS. 1-3 shown in patterns of dense downward-right sloped solid lines, cross-hatched horizontal and vertical solid lines, and both combined, illustrate areas of three distinct contrasting appearances which form a part of the claim.

**1 Claim, 3 Drawing Sheets**



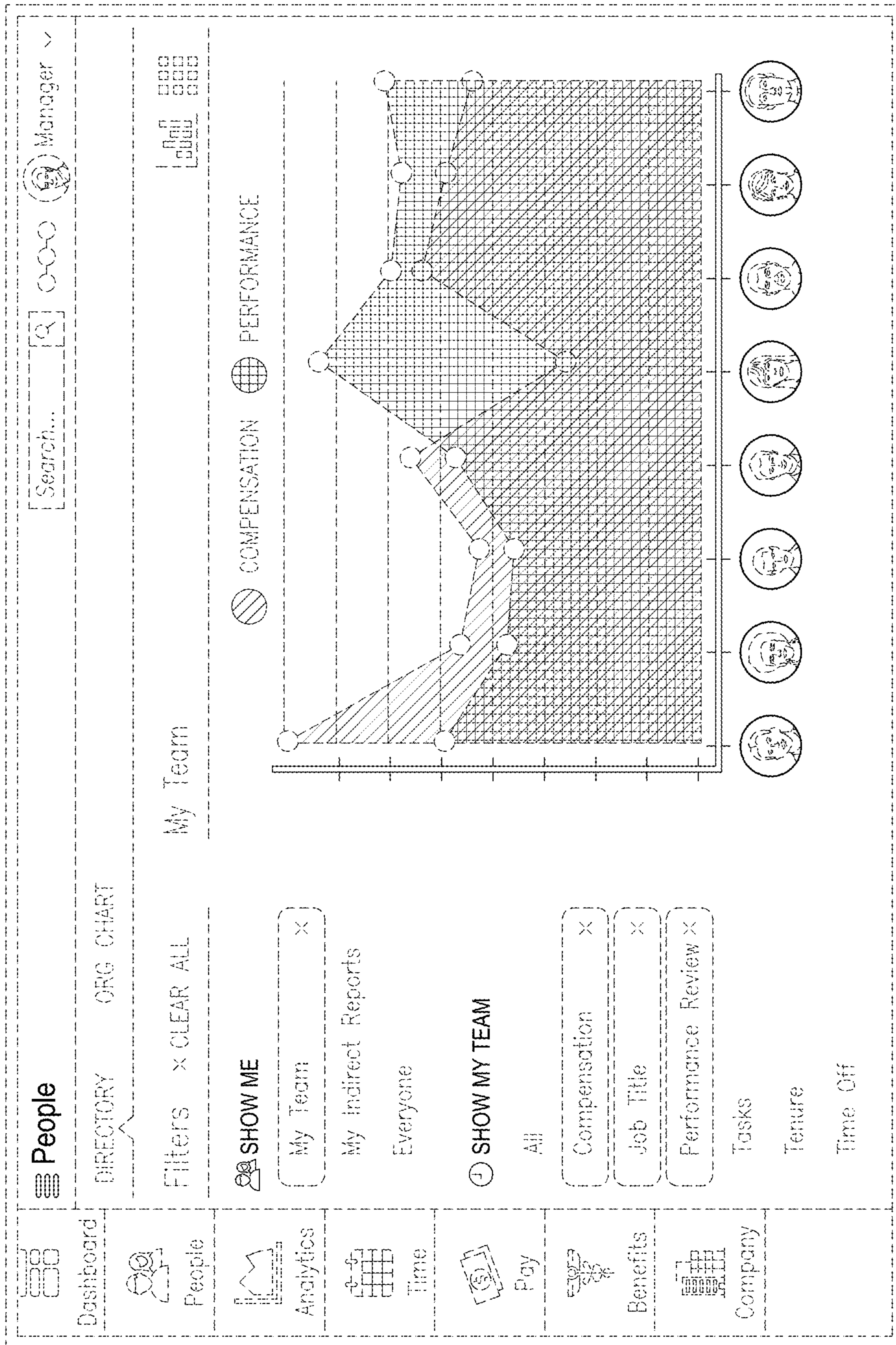


FIG. 1

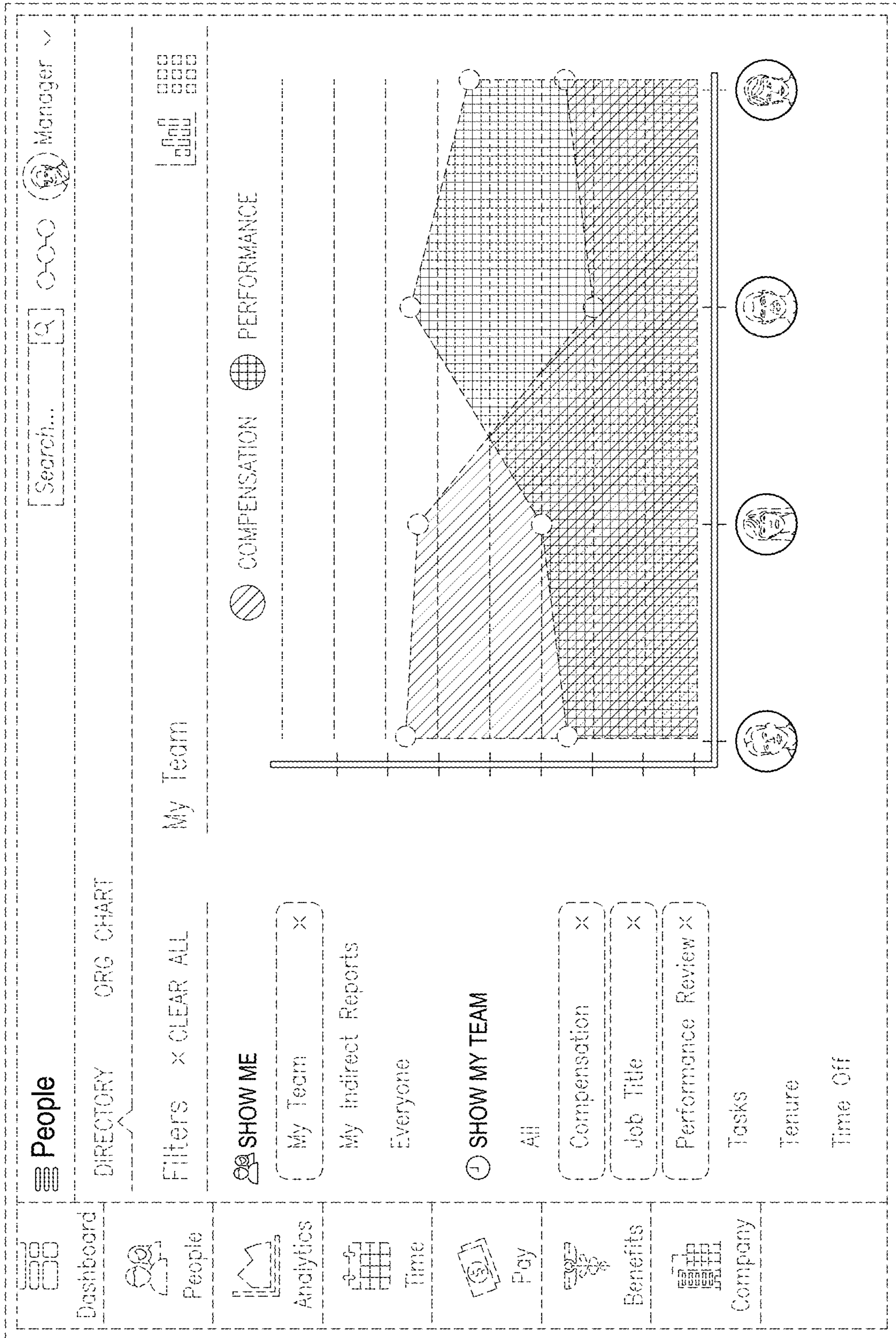


FIG. 2

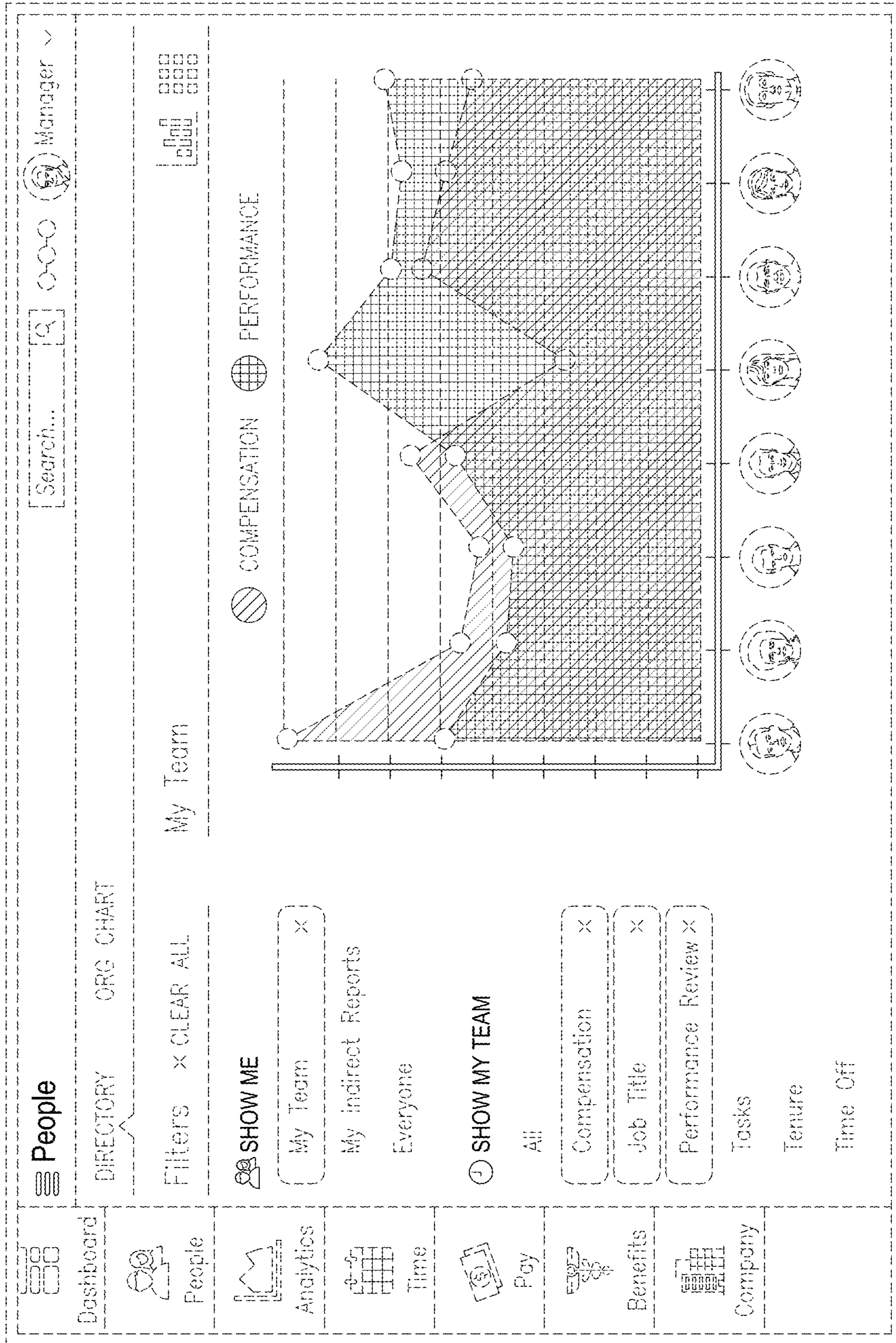


FIG. 3