



US00D775109S

(12) **United States Design Patent** (10) **Patent No.:** **US D775,109 S**
Forster et al. (45) **Date of Patent:** **** Dec. 27, 2016**

(54) **ANTENNA**

(56) **References Cited**

(71) Applicant: **Avery Dennison Retail Information Services, LLC**, Mentor, OH (US)

U.S. PATENT DOCUMENTS

(72) Inventors: **Ian James Forster**, Chelmsford (GB);
Norman A. Howard, Ilford (GB)

D695,278	S	*	12/2013	Koskelainen	D14/230
D704,171	S	*	5/2014	Forster	D14/230
D715,781	S	*	10/2014	Forster	D14/230
D716,275	S	*	10/2014	Forster	D14/230
D720,729	S	*	1/2015	Escaro	D14/230
D730,329	S	*	5/2015	Man	D14/230
D758,357	S	*	6/2016	Man	D14/230
D761,235	S	*	7/2016	Man	D14/230
2009/0002243	A1	*	1/2009	Dahlstrom	H01Q 1/243 343/702
2015/0294215	A1	*	10/2015	Manzi	G06K 7/0008 235/439

(73) Assignee: **AVERY DENNISON RETAIL INFORMATION SERVICES, LLC**, Westborough, MA (US)

(**) Term: **14 Years**

(21) Appl. No.: **29/523,003**

* cited by examiner

(22) Filed: **Apr. 6, 2015**

Primary Examiner — Karen E Kearney

(51) **LOC (10) Cl.** **14-03**

Assistant Examiner — Debra Callahan

(52) **U.S. Cl.**
USPC **D14/230**

(74) *Attorney, Agent, or Firm* — Avery Dennison Retail Information Services, LLC

(58) **Field of Classification Search**
USPC D14/203–238; D21/300–304, 324–325,
D21/402–403, 443, 447, 471, 479, 487,
D21/503

(57) **CLAIM**

The ornamental design for an antenna, as shown and described.

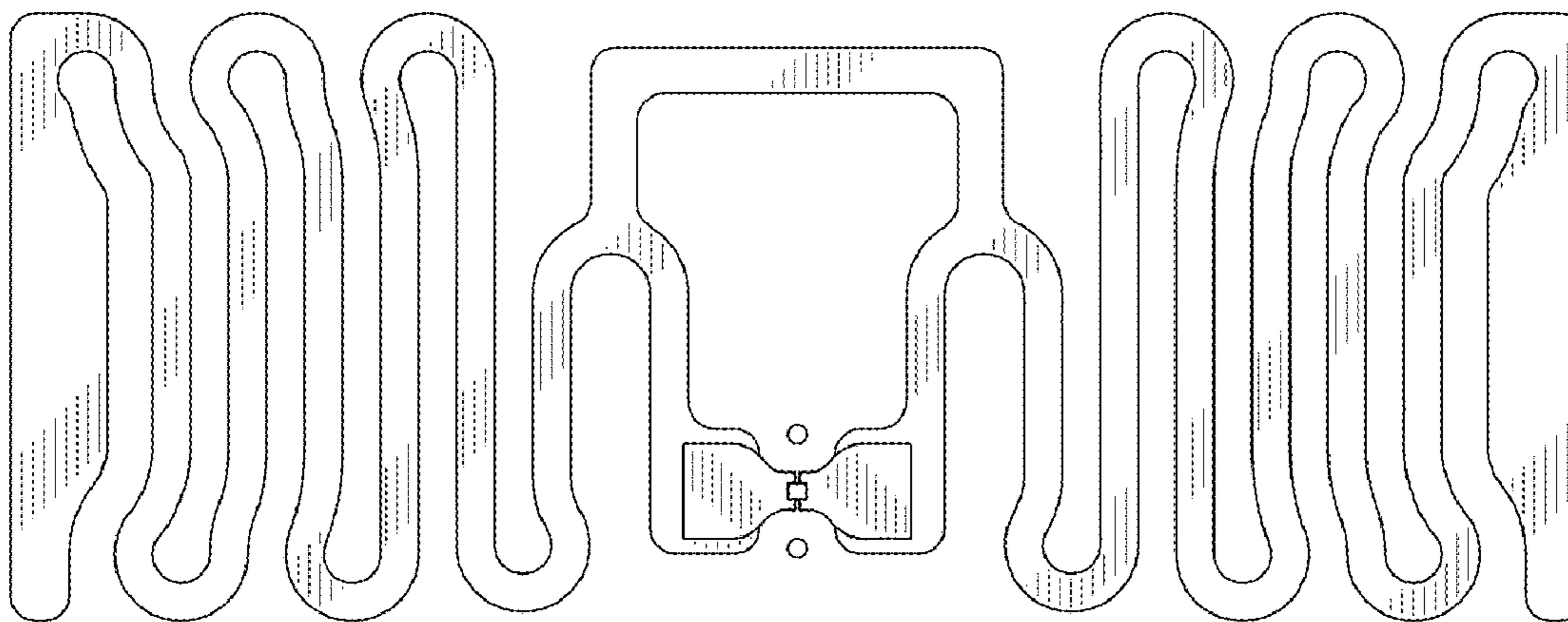
CPC H04B 7/0617; H04B 7/0634; H04B 13/00;
H04B 1/001; H04B 1/0475; H04B 1/034;
H04M 1/026; H01Q 3/005; H01Q 3/34;
H01Q 7/00; H01Q 13/10; H01Q 9/285;
H01Q 19/30; H01Q 19/12; H01Q
1/38; G06F 1/18; H05K 11/00

DESCRIPTION

FIG. 1 is an isometric view of an antenna showing our new design; and,
FIG. 2 is a top plan view thereof.

See application file for complete search history.

1 Claim, 1 Drawing Sheet



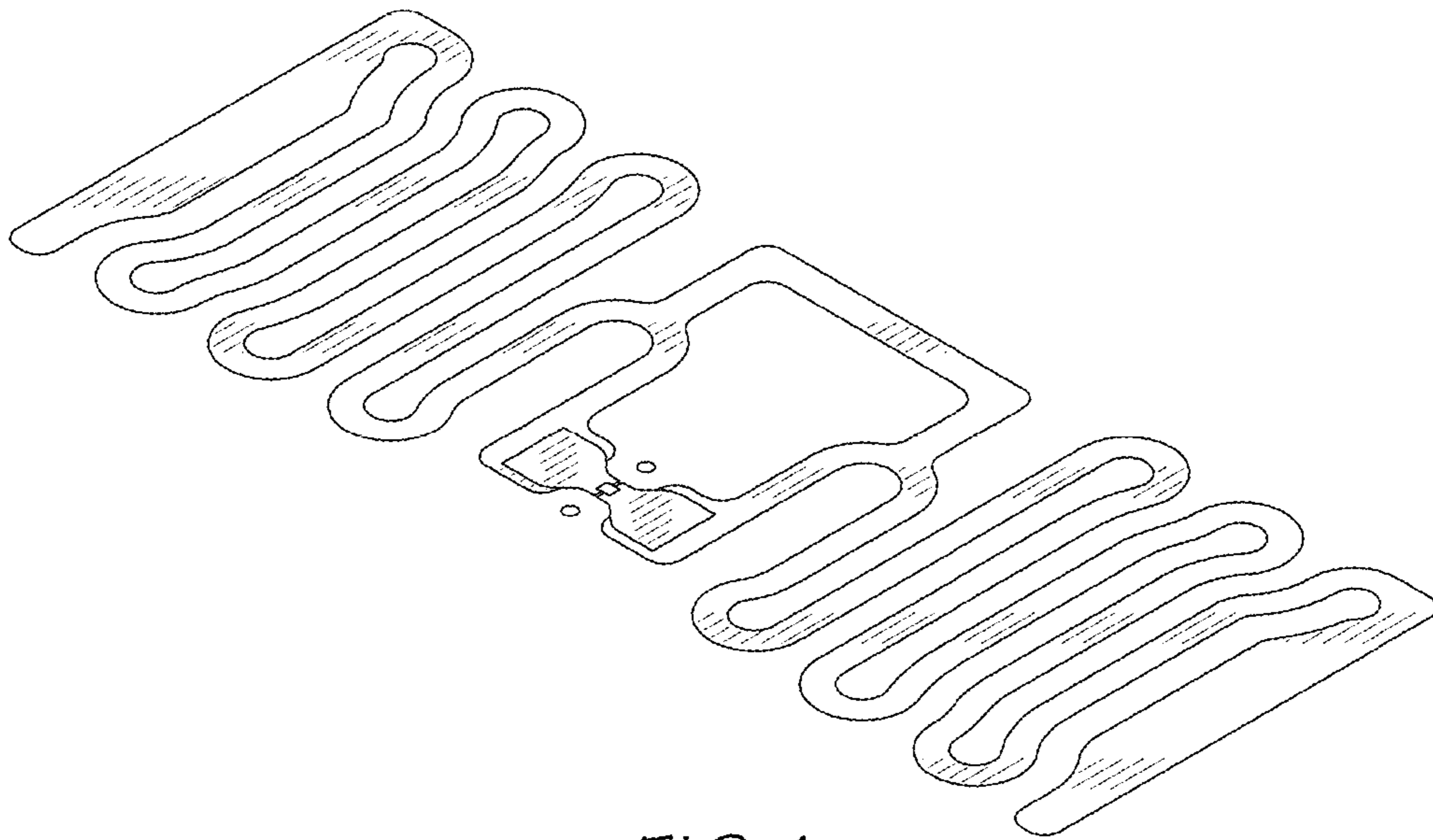


FIG. 1

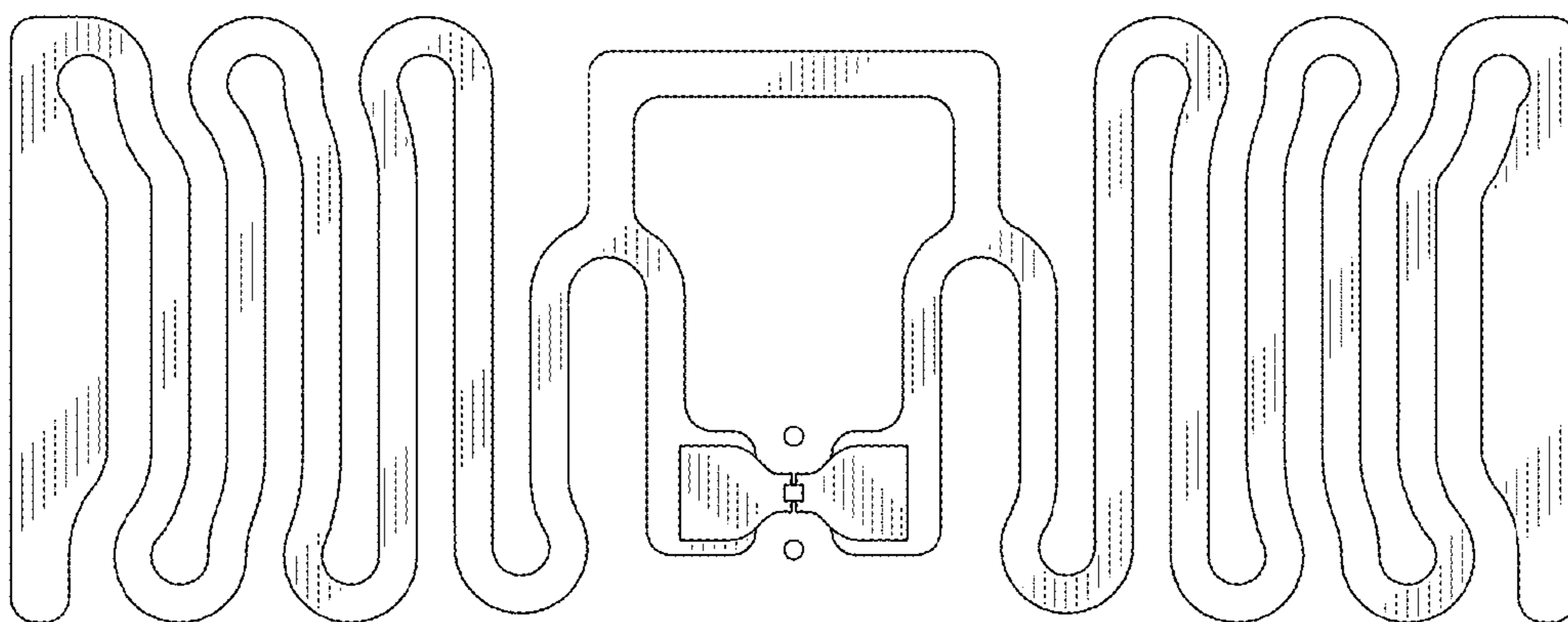


FIG. 2