



US00D775105S

(12) **United States Design Patent**  
**Cho et al.**

(10) **Patent No.:** **US D775,105 S**

(45) **Date of Patent:** **\*\* Dec. 27, 2016**

(54) **SPEAKER**

(71) Applicant: **Samsung Electronics Co., Ltd.**,  
Suwon-si, Gyeonggi-do (KR)

(72) Inventors: **Juwon Cho**, Seoul (KR); **Gyoo-sang Choi**, Suwon-si (KR)

(73) Assignee: **SAMSUNG ELECTRONICS CO., LTD.**, Suwon-Si, Gyeonggi-Do (KR)

(\*\*) Term: **15 Years**

(21) Appl. No.: **29/530,836**

(22) Filed: **Jun. 19, 2015**

(30) **Foreign Application Priority Data**

Dec. 31, 2014 (KR) ..... 30-2014-0064548

(51) **LOC (10) Cl.** ..... **14-03**

(52) **U.S. Cl.**  
USPC ..... **D14/214**

(58) **Field of Classification Search**  
USPC ..... D14/167, 168, 170–172, 188, 194–196,  
D14/204, 207, 209.1, 210–216, 219, 221,  
D14/222, 224, 239, 496; 181/143, 144,  
181/147, 148, 150, 153, 157, 198, 199;  
381/300–303, 306, 332, 333, 336, 345,  
381/361–364, 386–388; 369/6–12  
CPC ..... B60R 11/0217; G06F 1/1688; G10K 9/22;  
G10K 11/004; H03F 1/327; H04M 1/03;  
H04M 1/035; H04N 5/642; H04N  
21/4852; H04R 1/02; H04R 1/06; H04R  
1/021; H04R 1/025; H04R 1/026; H04R  
1/028; H04R 1/105; H04R 1/323; H04R  
1/403; H04R 1/2803; H04R 1/2834; H04R  
5/02; H04R 7/20; H04R 9/06; H04R  
9/025; H04R 2201/021; H04R 2400/00;  
H04R 2400/07; H04R 2499/11; H04R  
2499/13; H04R 2499/15; H04S  
3/00; H04S 7/30

See application file for complete search history.

(56) **References Cited**

U.S. PATENT DOCUMENTS

D495,012 S \* 8/2004 Morimoto ..... D14/188  
D506,746 S \* 6/2005 Hioki ..... D14/214  
D516,544 S \* 3/2006 Motoishi ..... D14/214  
D517,049 S \* 3/2006 Katsumata ..... D14/214

(Continued)

OTHER PUBLICATIONS

Bekafun online, “Bekadeal Second Hand”, p. 1 of 10, published prior to Dec. 20, 2013 at Heilig Hartstraat 23, 8870 Izegem, Belgium web-page <http://www.bekadeal.be/nl/welcome/detail/ampli/341316>.

*Primary Examiner* — Keli L Hill

(74) *Attorney, Agent, or Firm* — Ladas & Parry LLP

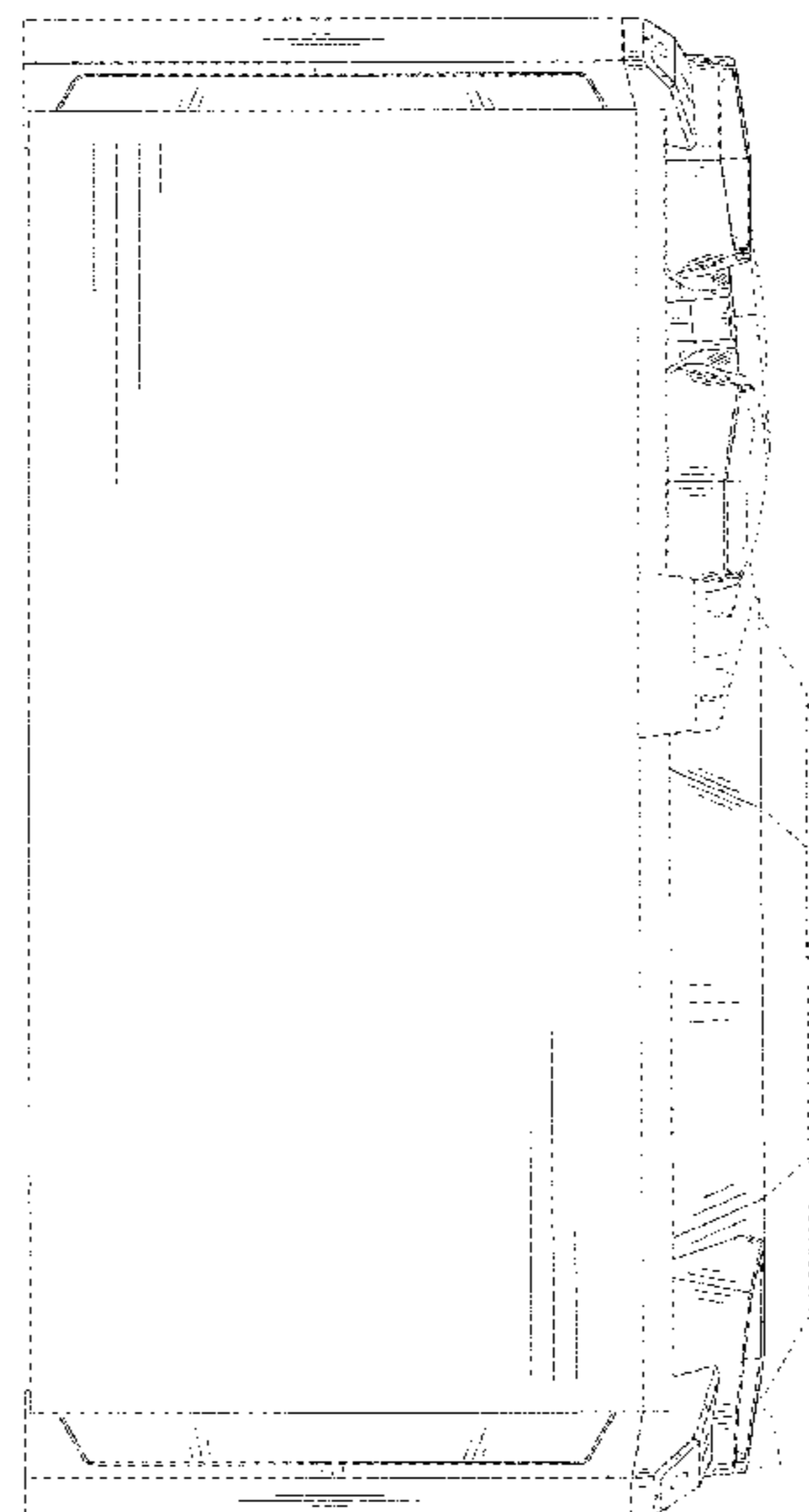
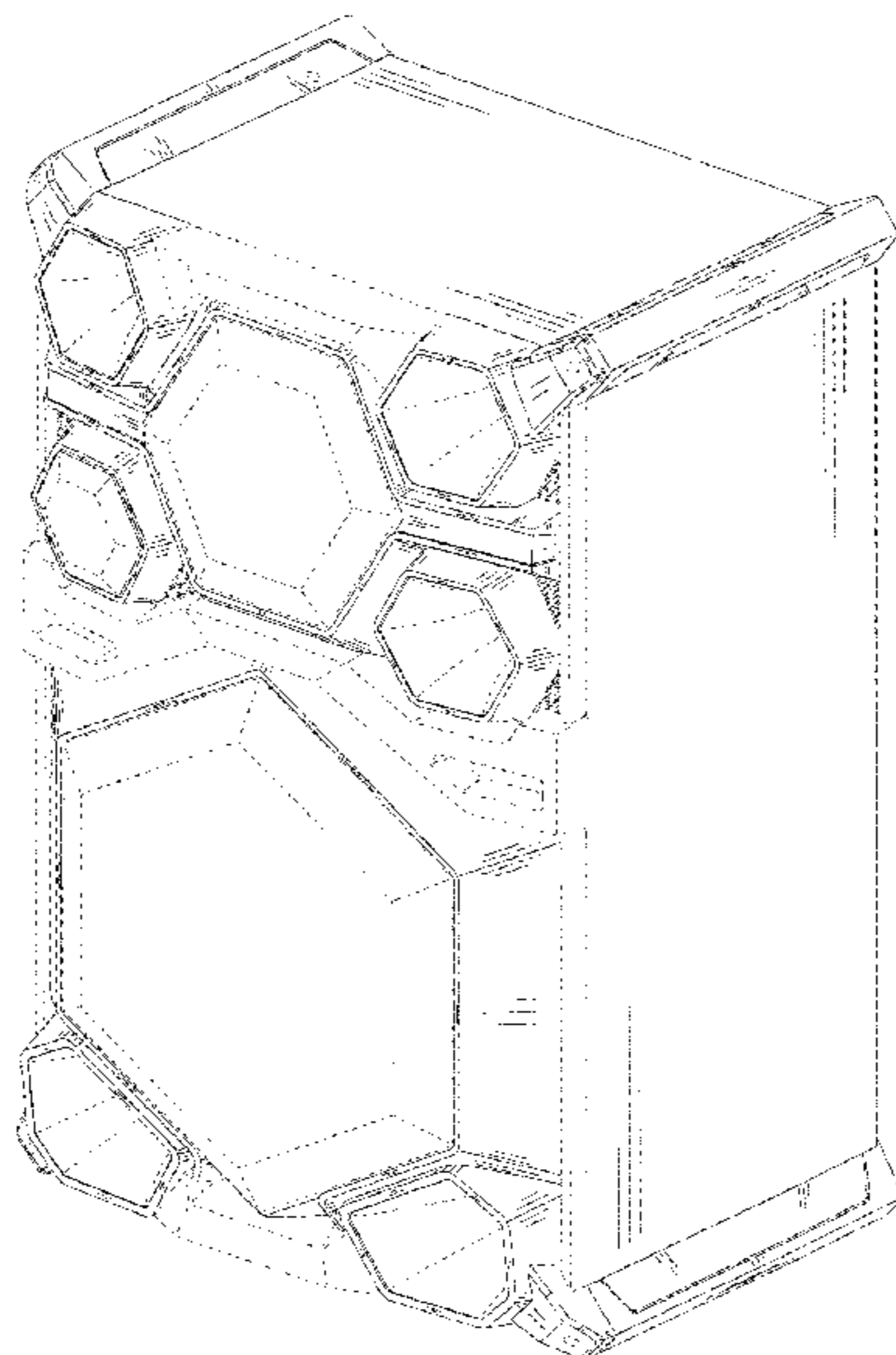
(57) **CLAIM**

We claim the ornamental design for the speaker, as shown and described.

**DESCRIPTION**

FIG. 1 is the front perspective view of the speaker showing our new design;  
FIG. 2 is the front view thereof;  
FIG. 3 is the rear view thereof;  
FIG. 4 is the left-side view thereof;  
FIG. 5 is the right-side view thereof;  
FIG. 6 is the top plan view thereof; and,  
FIG. 7 is the bottom plan view thereof.  
The broken lines immediately adjacent the shaded areas represent the bounds of the claimed design while all other broken lines are included for the purpose of illustrating portions of the speaker; the broken lines form no part of the claimed design.

**1 Claim, 7 Drawing Sheets**



(56)

**References Cited**

U.S. PATENT DOCUMENTS

D544,855 S *	6/2007	Hibino .....	D14/214
D674,371 S *	1/2013	Cho .....	D14/188
D711,855 S *	8/2014	Shin .....	D14/221
D711,856 S *	8/2014	Kim .....	D14/221
D723,518 S *	3/2015	Moon .....	D14/215
D729,769 S *	5/2015	Yoo .....	D14/214
D729,770 S *	5/2015	Yoo .....	D14/214
D744,981 S *	12/2015	Choi .....	D14/209.1
D747,698 S *	1/2016	Choi .....	D14/188

\* cited by examiner

FIG. 1

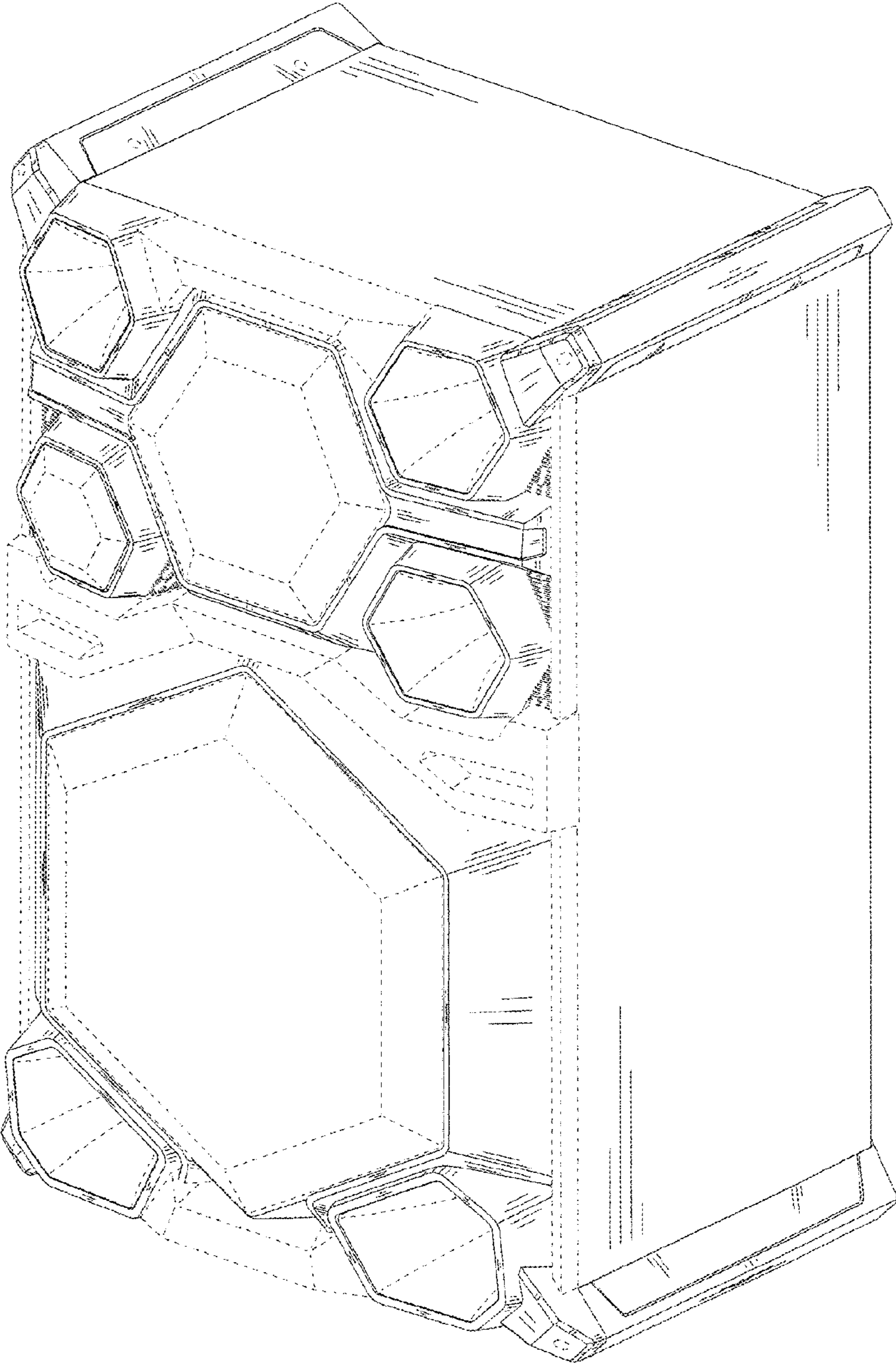




FIG. 2




FIG. 3




FIG. 4

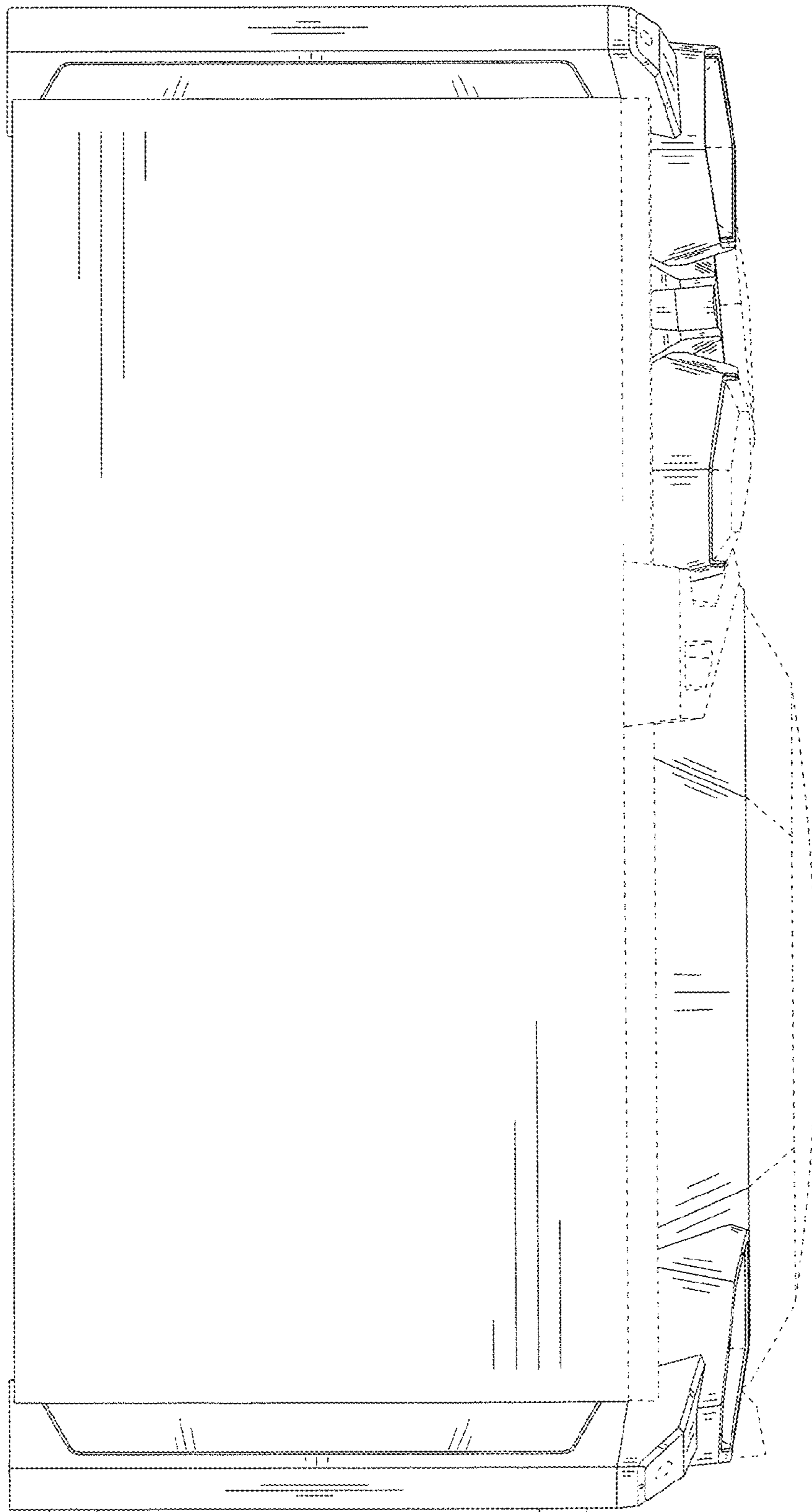


FIG. 5

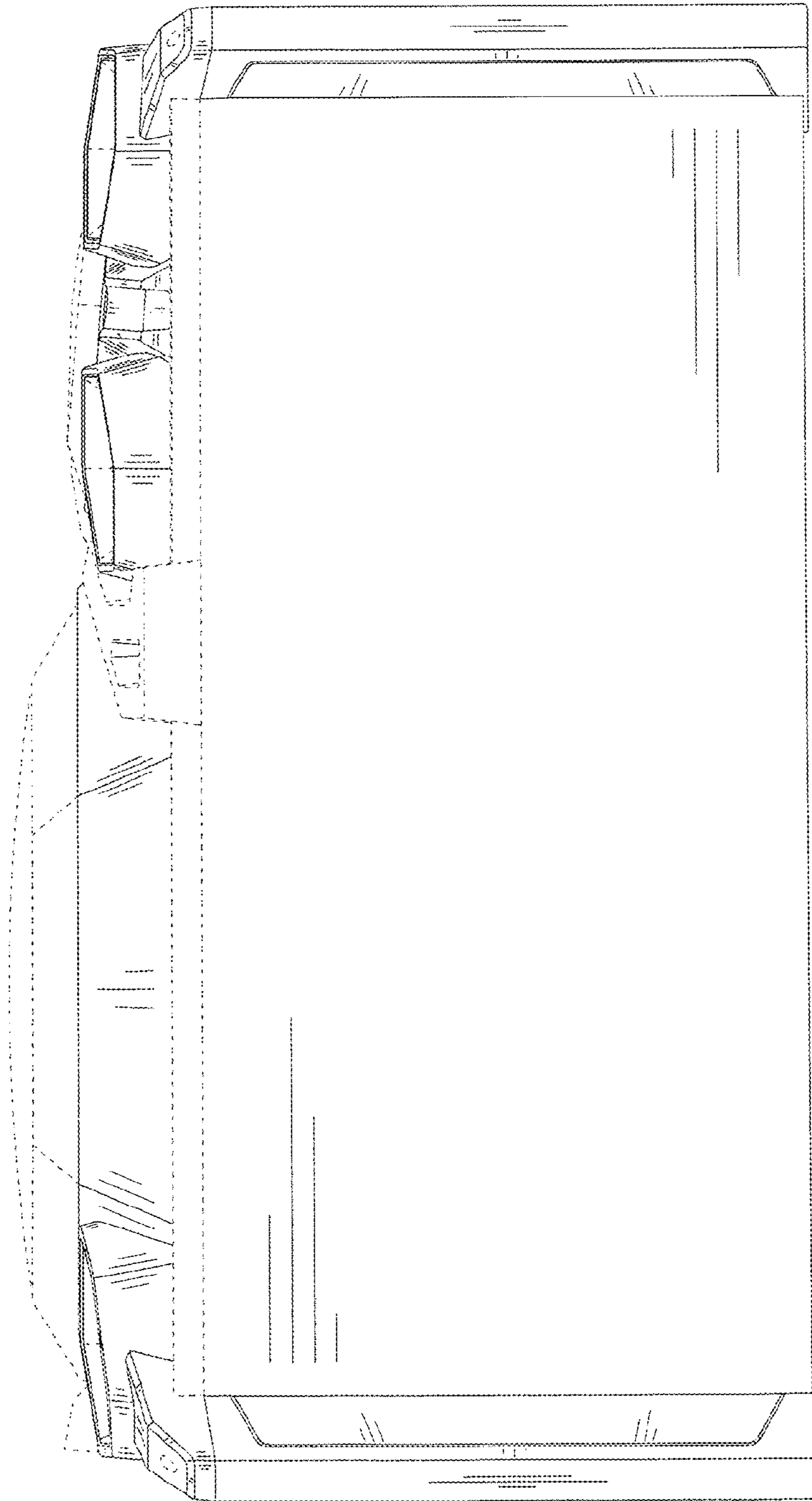


FIG. 6

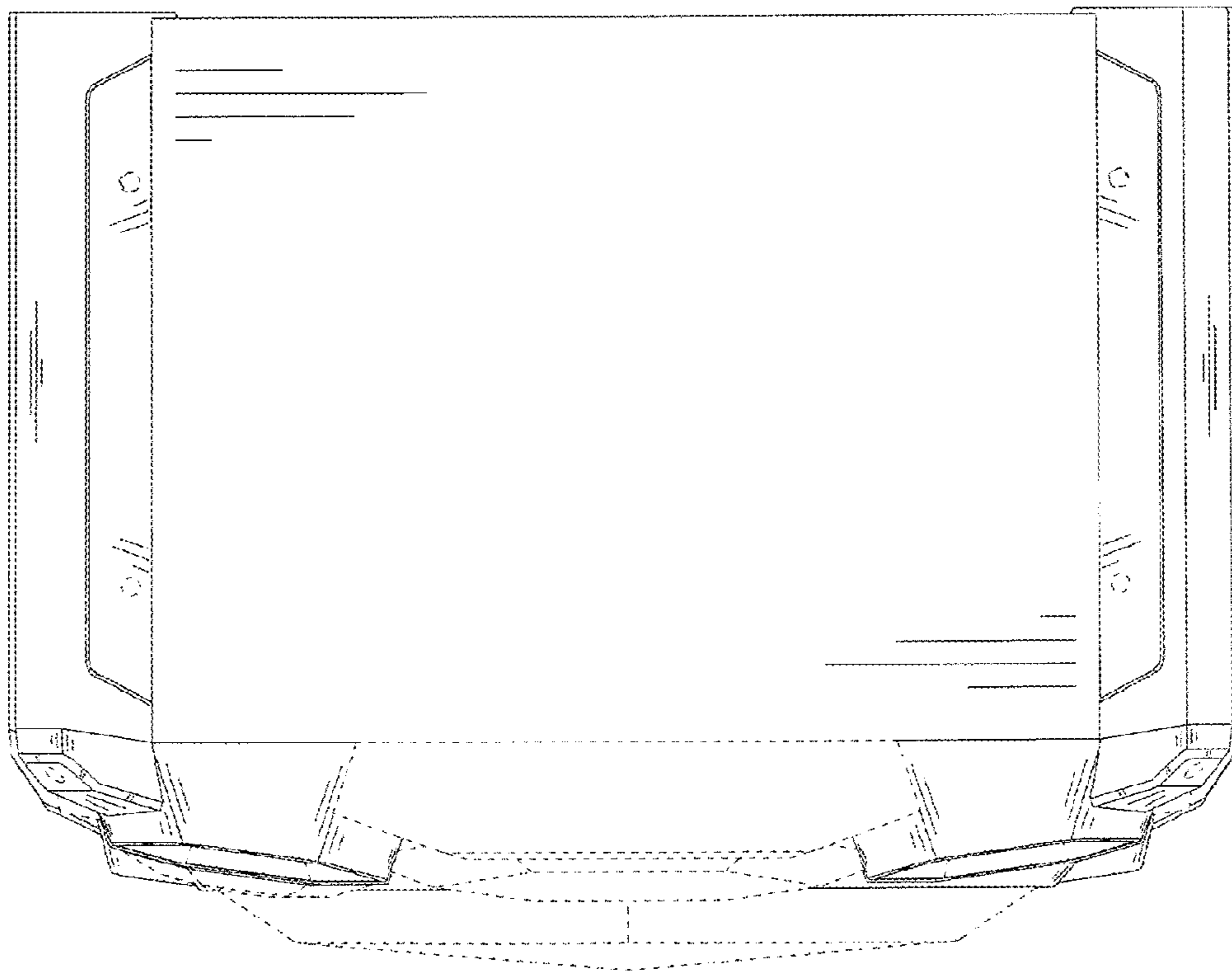




FIG. 7

