



US00D775080S

(12) **United States Design Patent** (10) **Patent No.:** **US D775,080 S**
Newhouse (45) **Date of Patent:** **** Dec. 27, 2016**

(54) **DESKTOP RECEPTACLE**
(71) Applicant: **Group Dekko, Inc.**, Garrett, IN (US)
(72) Inventor: **Thomas J. Newhouse**, Grand Rapids, MI (US)
(73) Assignee: **Group Dekko, Inc.**, Garrett, IN (US)
(**) Term: **15 Years**
(21) Appl. No.: **29/547,545**
(22) Filed: **Dec. 4, 2015**
(51) **LOC (10) Cl.** **13-03**
(52) **U.S. Cl.**
USPC **D13/139.4**
(58) **Field of Classification Search**
USPC D13/139.1-139.4, 137.1-137.8, 156;
D10/49; D26/61; D14/305; 174/53, 482,
174/489
CPC ... H01R 13/516; H01R 13/447; G02B 6/4451;
A47B 21/06
See application file for complete search history.

(56) **References Cited**
U.S. PATENT DOCUMENTS
5,122,069 A * 6/1992 Brownlie G02B 6/4451
174/53
5,575,668 A * 11/1996 Timmerman A47B 21/06
174/482
D405,052 S * 2/1999 Byrne D13/139.4
D406,103 S * 2/1999 Byrne D13/139.4
D407,374 S * 3/1999 Byrne D13/139.4
D412,695 S * 8/1999 Byrne D13/139.4
D412,696 S * 8/1999 Byrne D13/139.4
D412,697 S * 8/1999 Byrne D13/139.4
D412,698 S * 8/1999 Byrne D13/139.4
5,980,279 A * 11/1999 Muller A47B 21/06
174/489
D420,327 S * 2/2000 Byrne D13/139.4

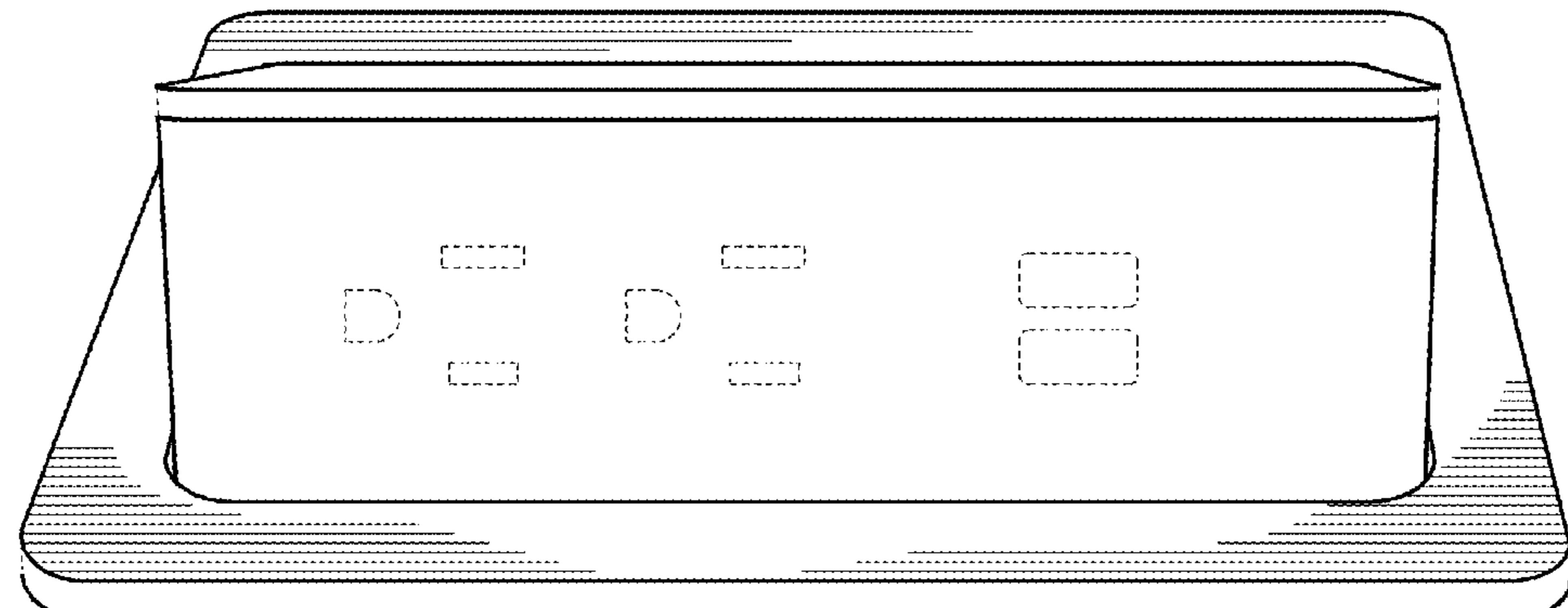
D437,827 S * 2/2001 Gershfeld D13/139.4
D442,143 S * 5/2001 Gershfeld D13/139.4
D446,188 S * 8/2001 Gershfeld D13/139.4
D449,819 S * 10/2001 Gershfeld D13/139.4
D454,541 S * 3/2002 Gershfeld D13/139.4
D455,123 S * 4/2002 Gershfeld D13/139.4
D455,716 S * 4/2002 Gershfeld D13/139.4
D456,357 S * 4/2002 Gershfeld D13/139.4
D457,137 S * 5/2002 Gershfeld D13/139.4
D460,736 S * 7/2002 Pincek D13/139.4
D465,201 S * 11/2002 Gershfeld D13/139.4
D466,868 S * 12/2002 Gershfeld D13/139.4
D475,016 S * 5/2003 Gershfeld D13/139.4
D513,493 S * 1/2006 Feldstein D13/139.4
D516,513 S * 3/2006 Kissinger D13/139.4
D537,039 S * 2/2007 Pincek D13/139.4
D537,785 S * 3/2007 Pincek D13/139.4
D553,306 S * 10/2007 Hansen D13/139.4
D556,139 S * 11/2007 Gershfeld D13/139.4
D569,863 S * 5/2008 Feldstein D14/305
D626,069 S * 10/2010 Byrne D13/139.4
(Continued)

Primary Examiner — Rhea Shields
(74) Attorney, Agent, or Firm — Taylor IP, P.C.

(57) **CLAIM**
The ornamental design for a desktop receptacle, as shown and described.

DESCRIPTION
FIG. 1 is a front view of a desktop receptacle showing my new design;
FIG. 2 is a side view thereof, additionally the opposite side view is omitted because this view is a mirror image of FIG. 2;
FIG. 3 is a rear view thereof; and,
FIG. 4 is a bottom view thereof.
In the drawings, the broken lines are for the purpose of illustrating environment only and form no part of the claimed design.

1 Claim, 4 Drawing Sheets



(56)

References Cited

U.S. PATENT DOCUMENTS

D639,244	S *	6/2011	Byrne	D13/139.4
D649,514	S *	11/2011	Byrne	D13/139.4
D657,315	S *	4/2012	Feldstein	D13/139.4
D658,588	S *	5/2012	Justice	D13/156
D660,237	S *	5/2012	Byrne	D13/139.4
D682,213	S *	5/2013	Byrne	D13/139.4
D685,329	S *	7/2013	Byrne	D13/139.4
D693,305	S *	11/2013	Kuo	D13/137.2
D697,649	S *	1/2014	Byrne	D26/61
D707,178	S *	6/2014	Byrne	D13/139.4
D716,232	S *	10/2014	Byrne	D13/139.4
9,071,002	B2 *	6/2015	Mazzullo	H01R 13/516
D740,229	S *	10/2015	Page	D13/139.4
D751,996	S *	3/2016	Wetzel	D10/49
D753,609	S *	4/2016	Wetzel	D10/49
2004/0147147	A1 *	7/2004	Griepentrog	H01R 13/447 439/131

* cited by examiner

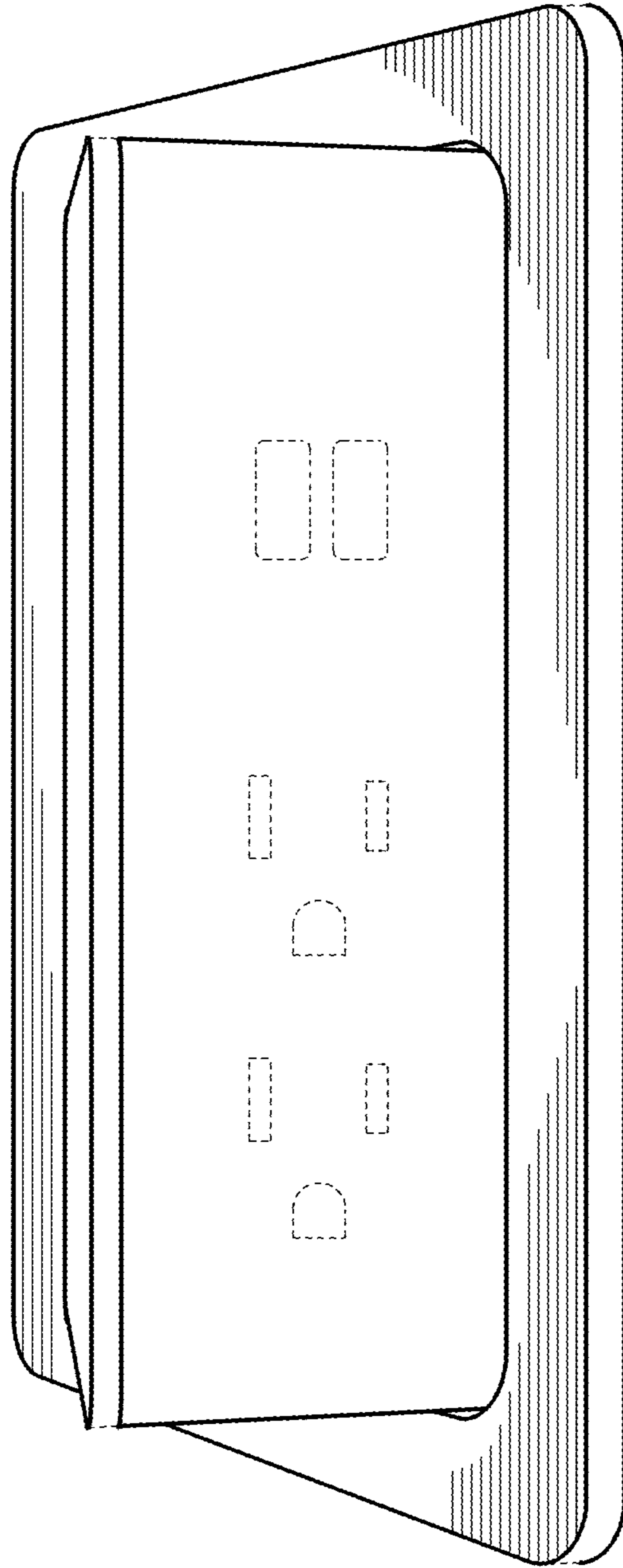


Fig. 1

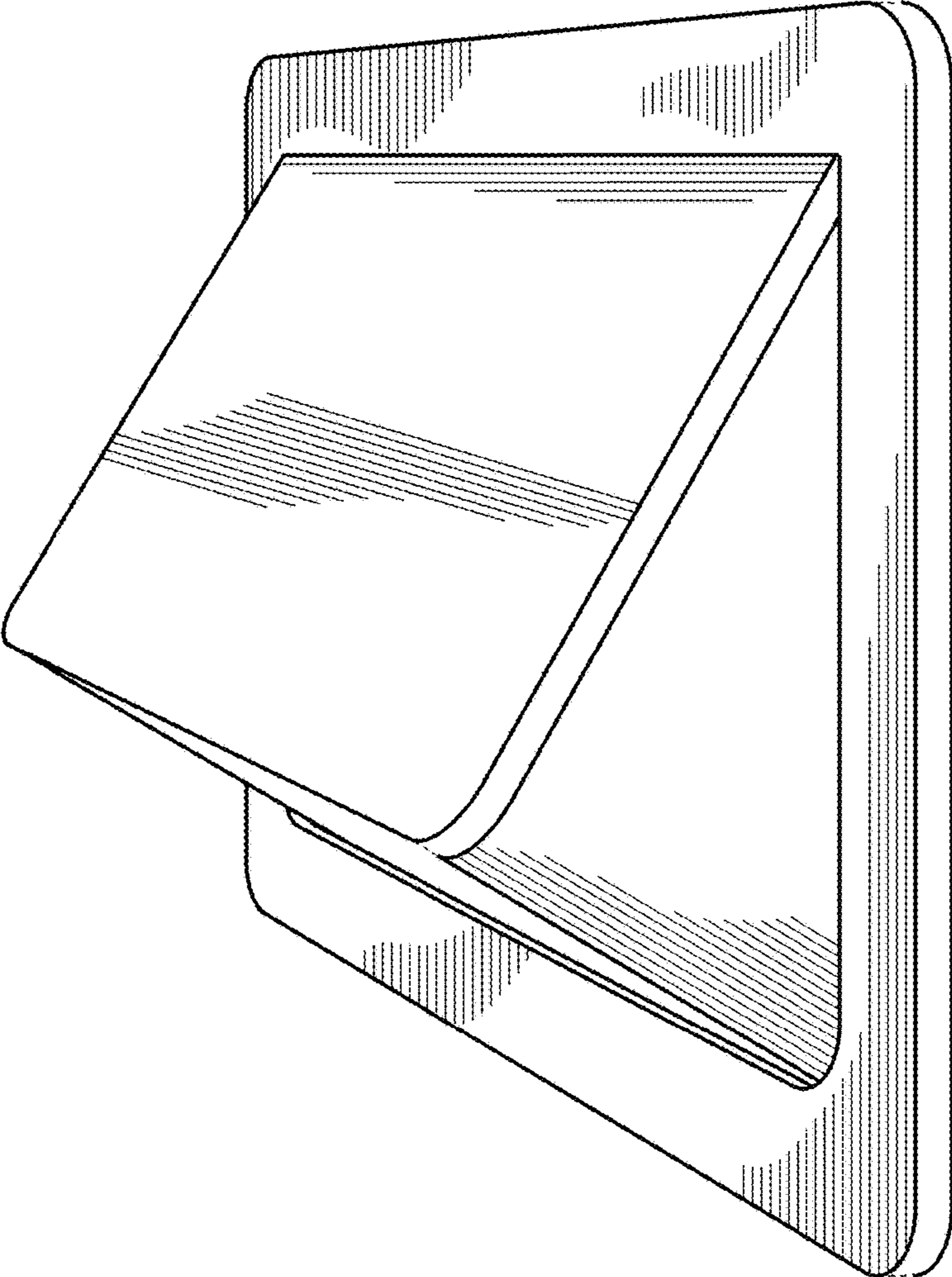


Fig. 2




Fig. 3




Fig. 4