



US00D775075S

(12) **United States Design Patent**
Aishima et al.

(10) **Patent No.:** **US D775,075 S**

(45) **Date of Patent:** **** Dec. 27, 2016**

(54) **CONNECTOR FOR POWER CABLE**

(71) Applicant: **Hitachi Metals, Ltd.**, Tokyo (JP)

(72) Inventors: **Yukinori Aishima**, Ishioka (JP);
Wataru Murata, Hitachi (JP)

(73) Assignee: **Hitachi Metals, Ltd.**, Tokyo (JP)

(**) Term: **15 Years**

(21) Appl. No.: **29/528,979**

(22) Filed: **Jun. 2, 2015**

(30) **Foreign Application Priority Data**

Dec. 12, 2014 (JP) 2014-027767

(51) **LOC (10) Cl.** **13-03**

(52) **U.S. Cl.**
USPC **D13/133**; D13/129; D13/132

(58) **Field of Classification Search**
USPC D13/110, 118, 123, 129-133, 149,
154, D13/173, 184, 199
CPC H01R 33/00; H01R 43/00; H01R 24/06;
H01R 43/26; H01B 17/00; H01B 11/12
See application file for complete search history.

(56) **References Cited**

U.S. PATENT DOCUMENTS

D199,844 S * 12/1964 Hawkins D13/159
D219,590 S * 12/1970 Vose 174/177
D229,187 S * 11/1973 Vrabel D13/130

D247,963 S * 5/1978 Lewis D13/130
D392,616 S * 3/1998 Gagne D13/131
6,074,229 A * 6/2000 Johansson H02G 15/06
439/181
D532,752 S * 11/2006 McCord D13/158
D731,429 S * 6/2015 Chung D13/132
D742,829 S * 11/2015 Johansson D13/132

FOREIGN PATENT DOCUMENTS

JP 2008-220009 A 9/2008
JP 5060800 B2 10/2012

* cited by examiner

Primary Examiner — Thomas Johannes
Assistant Examiner — Shawn T Gingrich
(74) *Attorney, Agent, or Firm* — McGinn IP Law Group,
PLLC

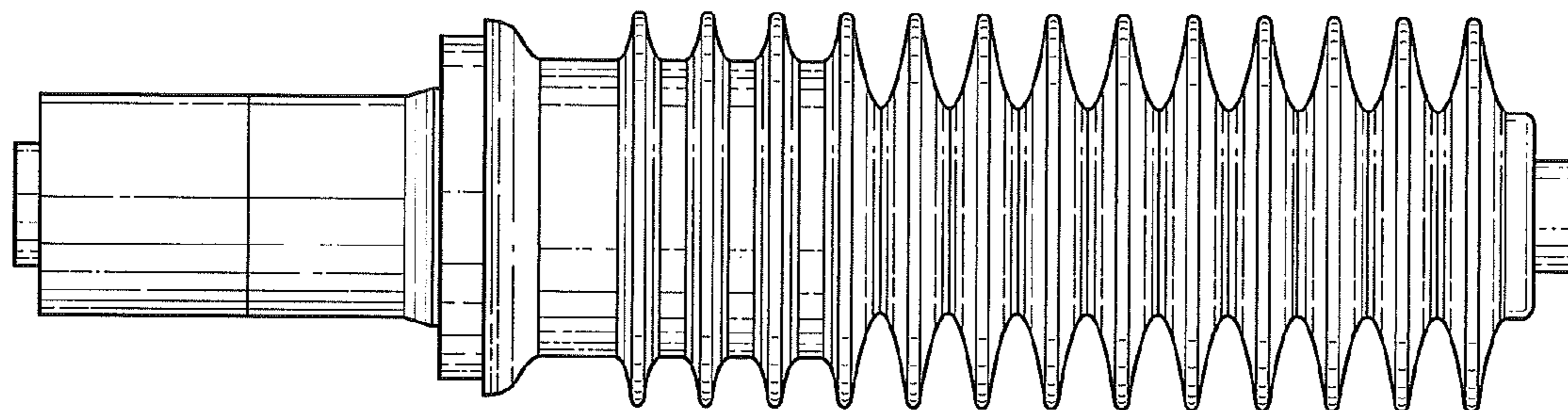
(57) **CLAIM**

The ornamental design for a connector for power cable,
substantially as shown and described.

DESCRIPTION

FIG. 1 is a front view of a connector for power cable
embodying our new design, a top view and a bottom view
thereof being identical images, a back view thereof being a
mirror image;
FIG. 2 is a right side view thereof; and,
FIG. 3 is a left side view thereof.
The broken line portion of the figure drawings is included to
show portions of the article that forms no part of the claimed
design.

1 Claim, 2 Drawing Sheets



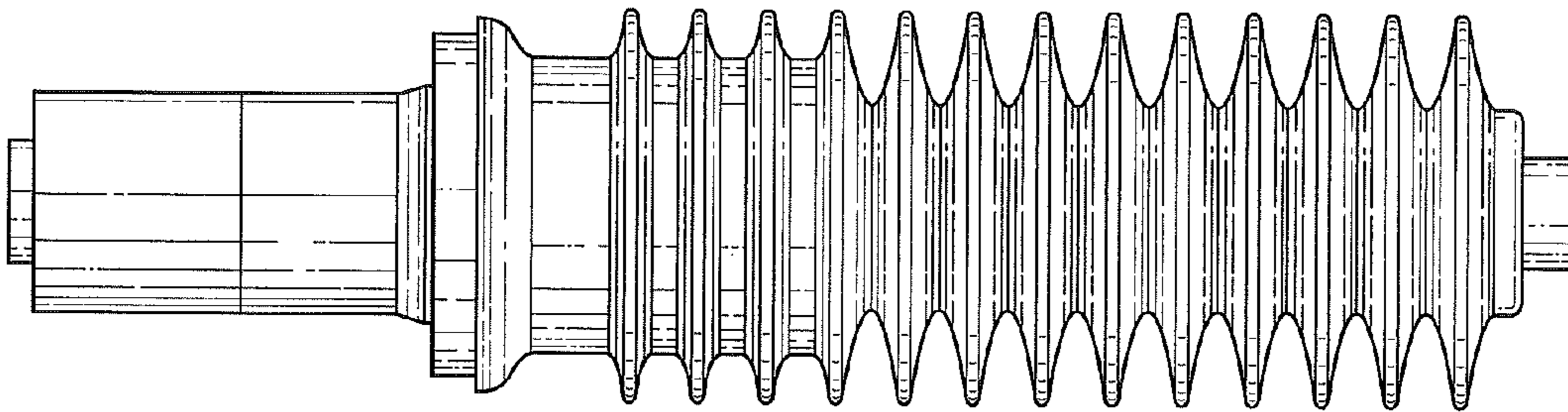


FIG. 1

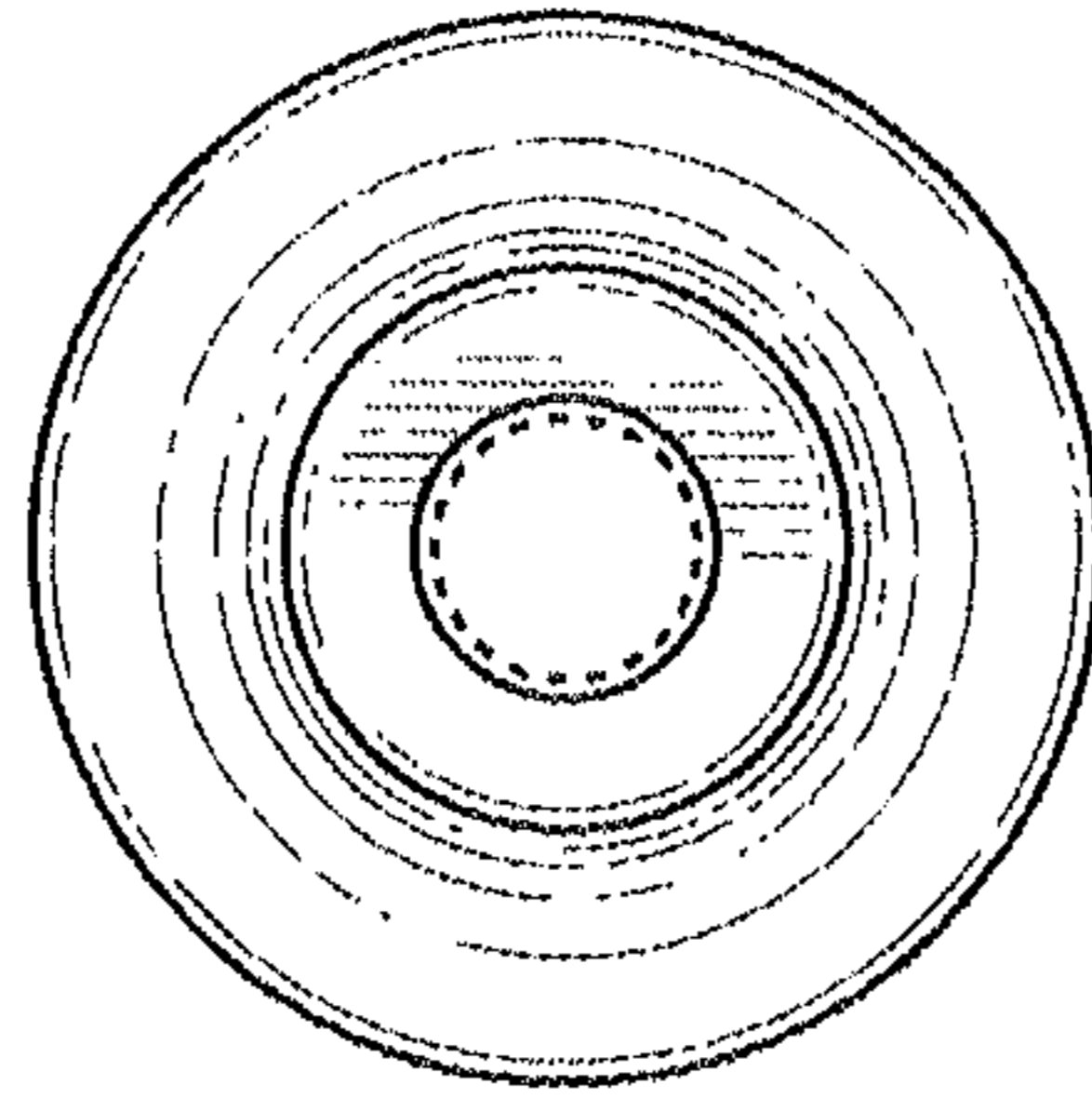


FIG. 2

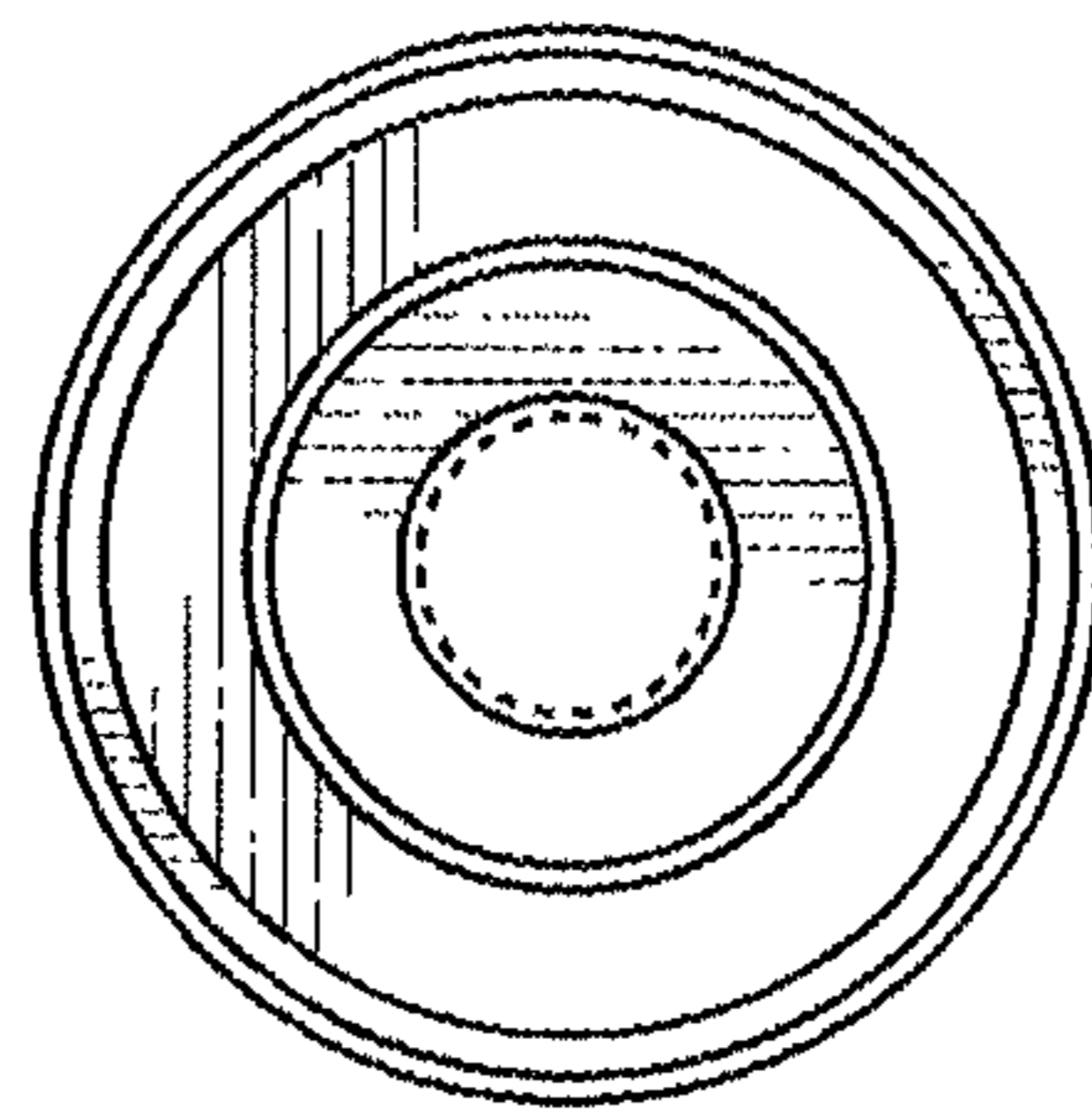


FIG. 3