



US00D775062S

(12) **United States Design Patent**  
**Liu et al.**

(10) **Patent No.:** **US D775,062 S**

(45) **Date of Patent:** **\*\* Dec. 27, 2016**

(54) **TIRE**

(71) Applicants: **Jingjing Liu**, Qingdao (CN); **Jingjing Ma**, Shandong Province (CN); **Hongling Zhao**, Qingdao (CN)

(72) Inventors: **Jingjing Liu**, Qingdao (CN); **Jingjing Ma**, Shandong Province (CN); **Hongling Zhao**, Qingdao (CN)

(\*\*) Term: **14 Years**

(21) Appl. No.: **29/525,480**

(22) Filed: **Apr. 30, 2015**

(51) **LOC (10) Cl.** ..... **12-15**

(52) **U.S. Cl.**  
USPC ..... **D12/555**

(58) **Field of Classification Search**  
USPC ..... D12/568-604, 900  
CPC ..... B60C 1/0016; B60C 11/0306; B60C 11/0302; B60C 3/06; B60C 9/17  
See application file for complete search history.

(56) **References Cited**

**U.S. PATENT DOCUMENTS**

D461,763 S	*	8/2002	Kuramochi	.....	D12/556
D471,147 S	*	3/2003	Kuwajima	.....	D12/550
D507,519 S	*	7/2005	Lo	.....	D12/556
D522,962 S	*	6/2006	Ishida	.....	D12/556
D558,663 S	*	1/2008	Lo	.....	D12/556

D559,771 S	*	1/2008	Robert	.....	D12/556
D588,982 S	*	3/2009	Takahashi	.....	D12/556
D588,983 S	*	3/2009	Takahashi	.....	D12/556
D590,326 S	*	4/2009	Lee	.....	D12/550
D642,508 S	*	8/2011	Heinen	.....	D12/556
D652,366 S	*	1/2012	Regallis	.....	D12/550
D703,608 S	*	4/2014	Kang	.....	D12/556
D708,117 S	*	7/2014	Youn	.....	D12/556

**OTHER PUBLICATIONS**

BF Goodrich G-Force Sport Tire found online [Jun. 21, 2016]  
[http://tiresaddict.com/vendor/goodrich/gforce\\_sport/](http://tiresaddict.com/vendor/goodrich/gforce_sport/).\*

\* cited by examiner

*Primary Examiner* — Robert M Spear  
*Assistant Examiner* — John Voytek

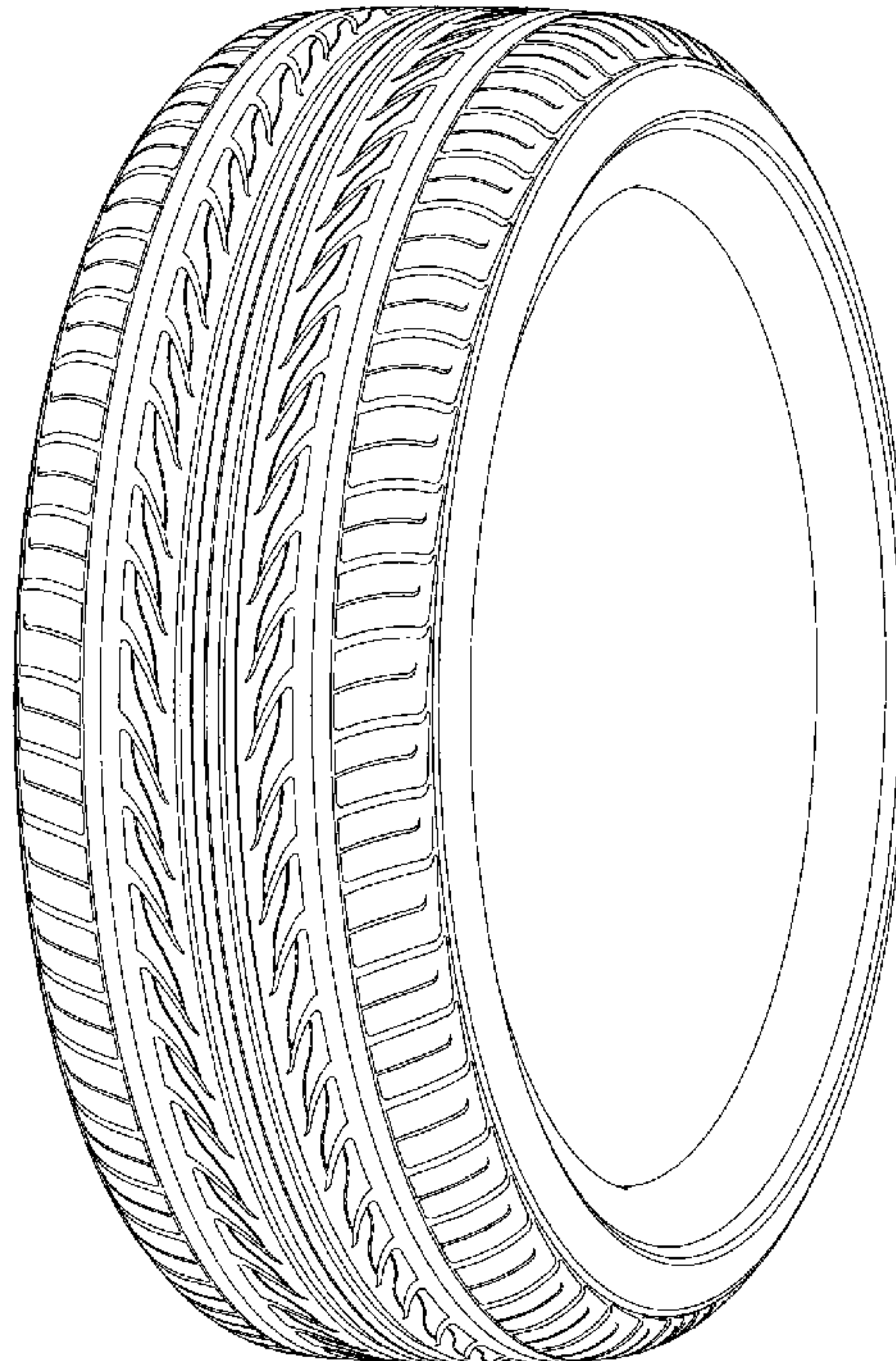
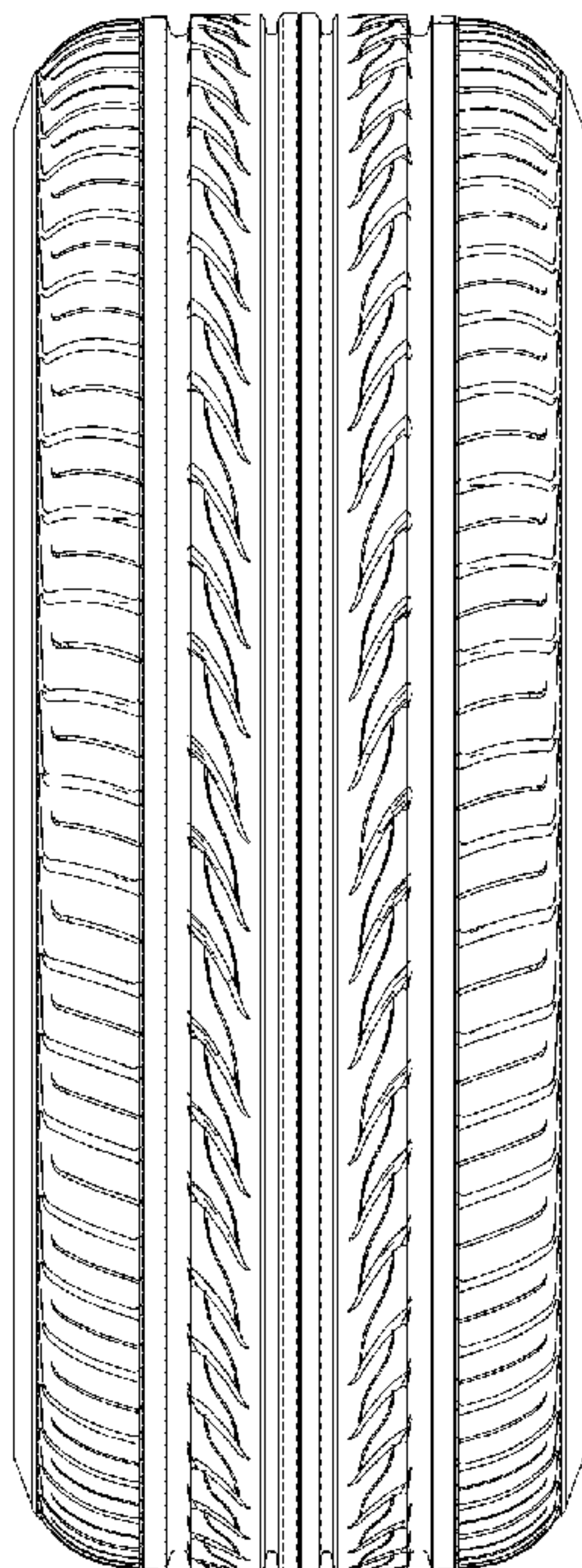
(57) **CLAIM**

The ornamental design for a tire, as shown and described.

**DESCRIPTION**

FIG. 1 is a front elevational view of a tire, the rear, top and bottom views thereof being identical;  
FIG. 2 is a left side elevational view thereof, the right side elevational view being identical thereto;  
FIG. 3 is an enlarged fragmentary front elevational view of FIG. 1; and,  
FIG. 4 is a perspective view of a tire showing the new design, it being understood that the pattern repeats uniformly throughout the circumference of the tire.

**1 Claim, 4 Drawing Sheets**



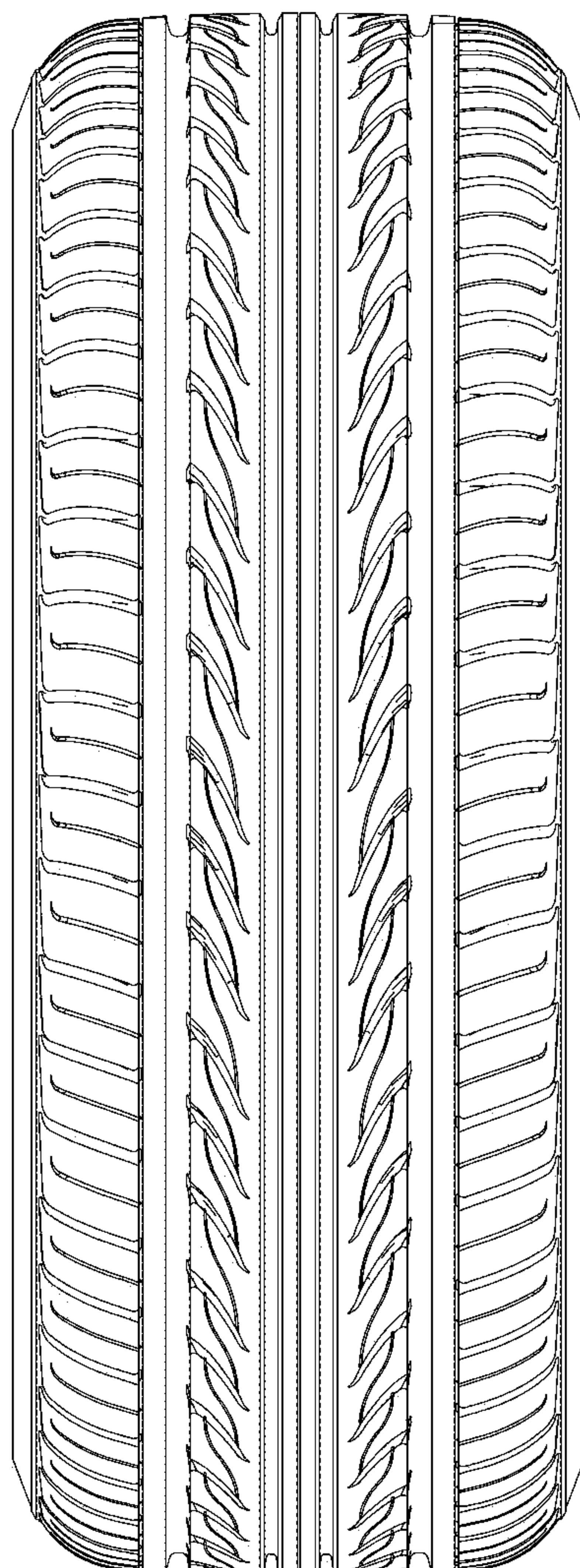


Fig. 1

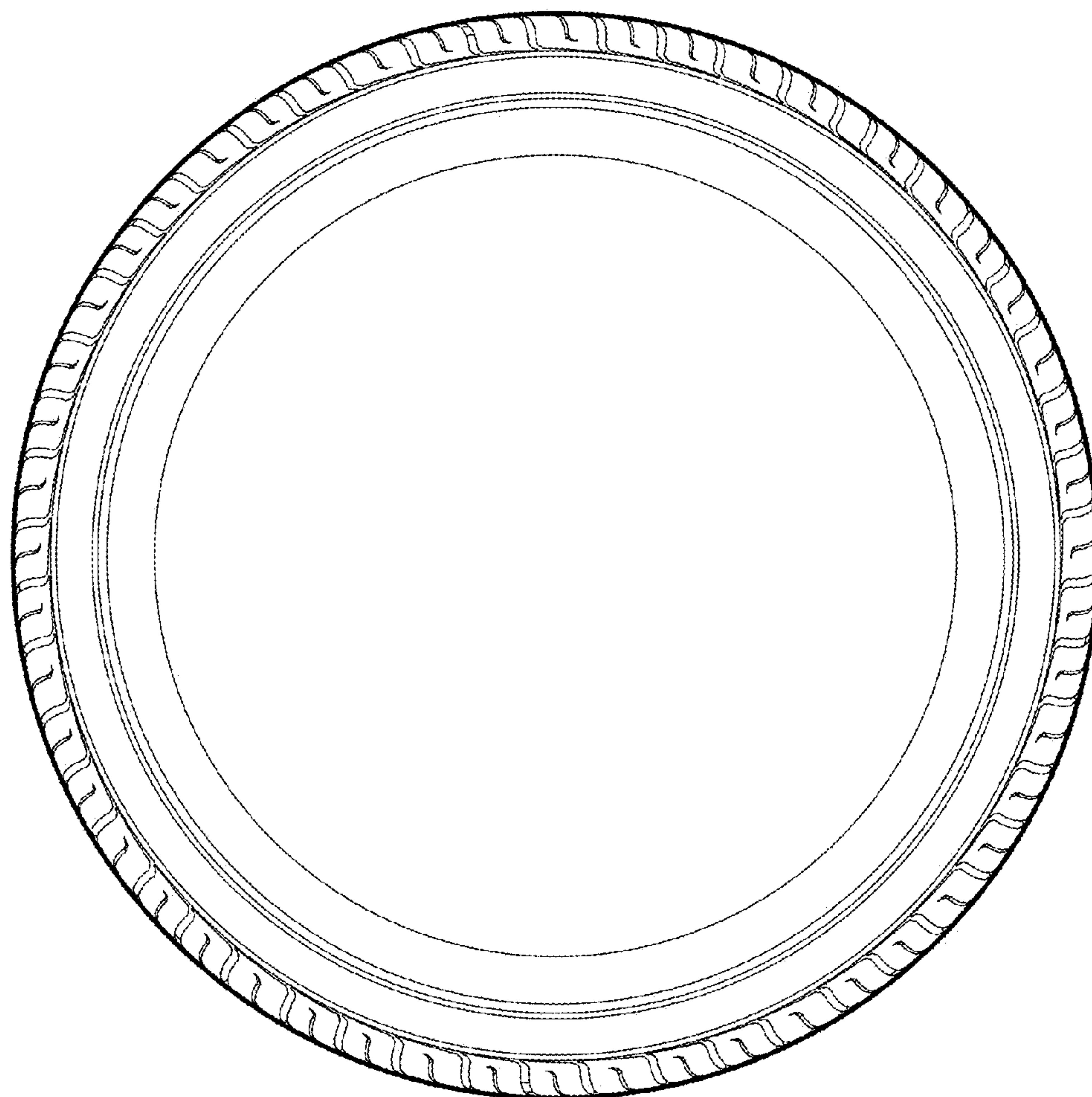


Fig. 2






Fig. 3

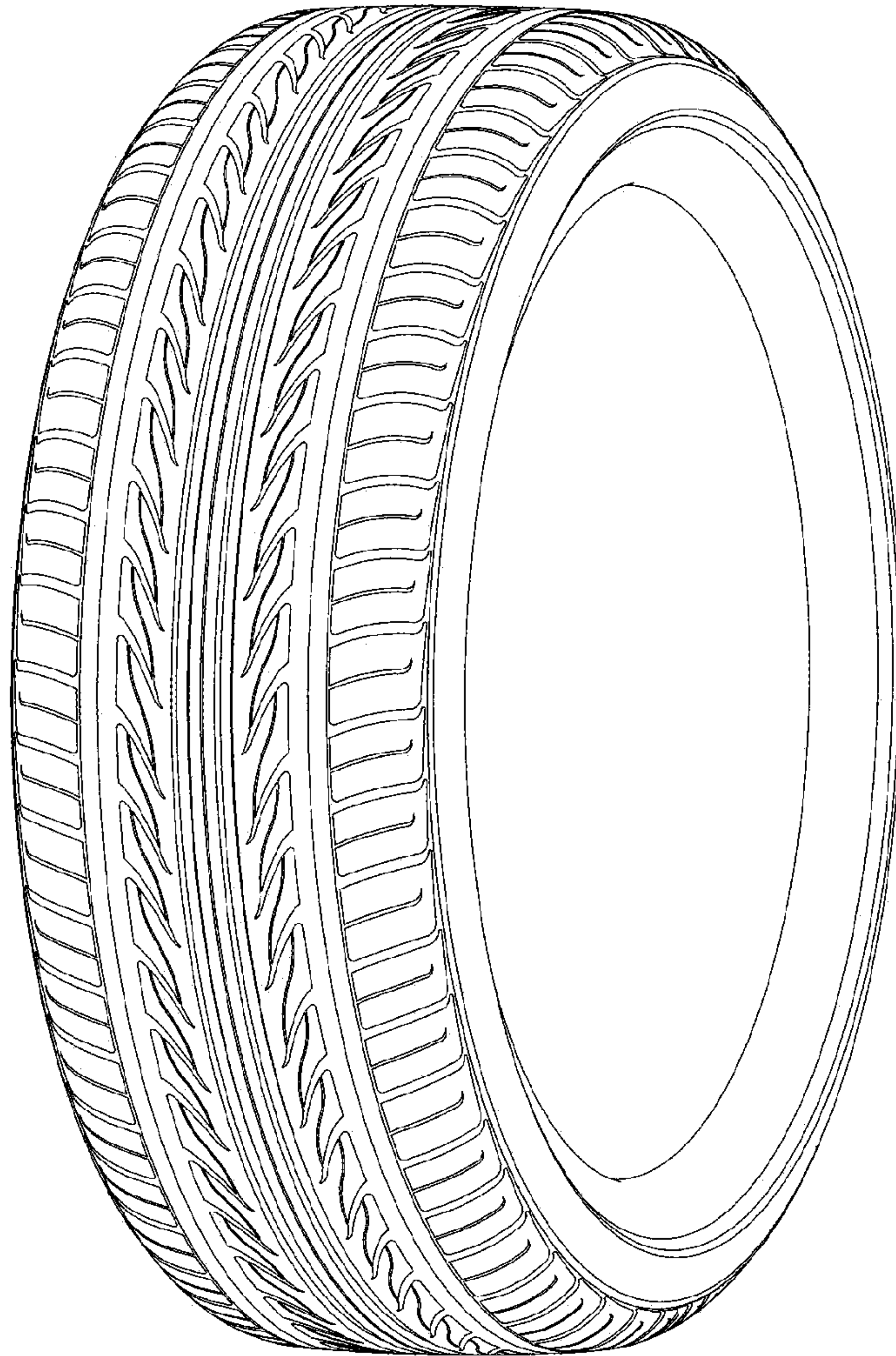


Fig. 4