



US00D775056S

(12) **United States Design Patent** (10) **Patent No.:** **US D775,056 S**
Wheel (45) **Date of Patent:** **** Dec. 27, 2016**

(54) **CONVERTIBLE ROOF**

(71) Applicant: **Jaguar Land Rover Limited**, Whitley,
Coventry (GB)

(72) Inventor: **Andrew Wheel**, Coventry (GB)

(73) Assignee: **Jaguar Land Rover Limited**, Whitley,
Coventry (GB)

(**) Term: **15 Years**

(21) Appl. No.: **29/527,422**

(22) Filed: **May 19, 2015**

(30) **Foreign Application Priority Data**

Nov. 21, 2014 (EM) 002583039-0001
Feb. 27, 2015 (EM) 002642801-0003

(51) **LOC (10) Cl.** **12-16**

(52) **U.S. Cl.**
USPC **D12/404**

(58) **Field of Classification Search**
USPC D12/401-405; D6/610, 611, 596,
D6/601-603, 615, 617, 621; D7/332,
D7/334-337
CPC B62J 19/00; B62J 1/18-1/28
See application file for complete search history.

(56) **References Cited**

U.S. PATENT DOCUMENTS

D438,167 S * 2/2001 Goplen D12/404
D472,870 S * 4/2003 Friedrich D12/404
D615,477 S * 5/2010 Leone D12/404
D616,355 S * 5/2010 Leone D12/404
D623,583 S * 9/2010 Girardi D12/404

D731,952 S * 6/2015 Larson D12/404

* cited by examiner

Primary Examiner — Katrina A Betton

(74) *Attorney, Agent, or Firm* — Wood Herron & Evans
LLP

(57) **CLAIM**

The ornamental design for a convertible roof, as shown and
described.

DESCRIPTION

FIG. 1 is a front right three-quarter view of a convertible
roof for a vehicle, in accordance with the present invention.
FIG. 2 is a rear left three-quarter view of the convertible roof
shown in FIG. 1.

FIG. 3 is a front view thereof.

FIG. 4 is a rear view thereof.

FIG. 5 is a left side view thereof.

FIG. 6 is a right side view thereof.

FIG. 7 is a top view thereof.


FIG. 8 is a side view of the convertible roof of FIG. 1, shown
mounted on a vehicle, with the vehicle shown in broken
lines which form no part of the claimed invention. The lines
are included to show environmental aspects of the claimed
invention.

FIG. 9 is a front perspective view of an exterior roof for a
vehicle, in accordance with an alternative embodiment of the
invention; and,

FIG. 10 is a rear perspective view of the exterior roof shown
in FIG. 9.

In FIGS. 9 and 10, the cross-hatching is included to show
environmental aspects of the claimed invention and forms
no part of the claimed invention.

1 Claim, 7 Drawing Sheets






FIG. 1




FIG. 2




FIG. 3




FIG. 4




FIG. 5




FIG. 6




FIG. 7

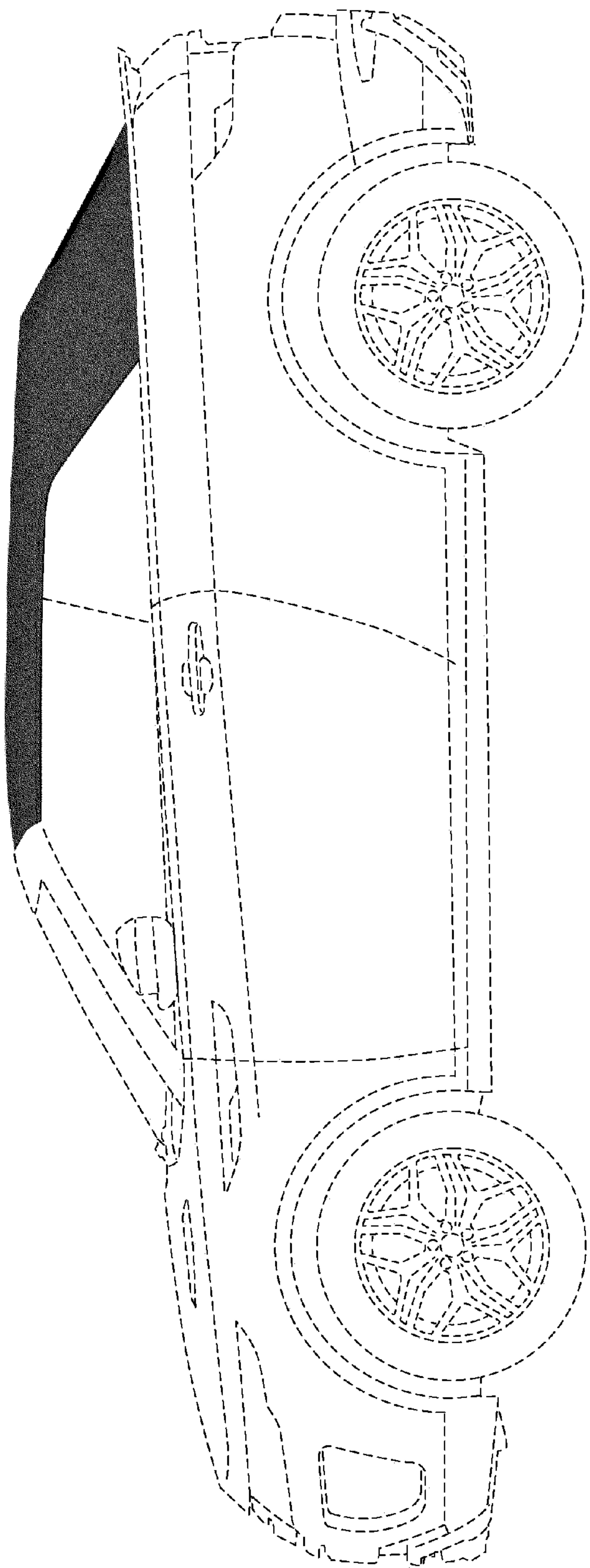


FIG. 8



FIG. 9




FIG. 10