



US00D775047S

(12) **United States Design Patent**  
**Wheel**

(10) **Patent No.:** **US D775,047 S**

(45) **Date of Patent:** **\*\* Dec. 27, 2016**

(54) **WHEEL**

(71) Applicant: **Jaguar Land Rover Limited**, Whitley,  
Coventry (GB)

(72) Inventor: **Andrew Wheel**, Coventry (GB)

(73) Assignee: **Jaguar Land Rover Limited**, Whitley,  
Coventry (GB)

(\*\*) Term: **15 Years**

(21) Appl. No.: **29/527,770**

(22) Filed: **May 21, 2015**

(30) **Foreign Application Priority Data**

Feb. 20, 2015 (EM) ..... 002638015-0001

(51) **LOC (10) Cl.** ..... **12-16**

(52) **U.S. Cl.**  
USPC ..... **D12/211**

(58) **Field of Classification Search**  
USPC ..... D12/204–213  
CPC ..... B60B 7/00; B60B 7/02; B60B 7/04;  
B60B 7/01; B60B 7/06; B60B 3/02; B60B  
3/04; B60B 3/06; B60B 3/10; B60B 1/00;  
B60B 1/08; B60B 1/10; B60B 1/12  
See application file for complete search history.

(56) **References Cited**

**U.S. PATENT DOCUMENTS**

D450,026 S \* 11/2001 Donikoglu ..... D12/209  
D450,289 S \* 11/2001 Chung ..... D12/211  
D479,177 S \* 9/2003 Nordmann ..... D12/211

D504,102 S \* 4/2005 Cheng ..... D12/211  
D505,375 S \* 5/2005 Kushartanto ..... D12/211  
D515,494 S \* 2/2006 Laengerer ..... D12/211  
D585,353 S \* 1/2009 Scheu ..... D12/211  
D619,525 S \* 7/2010 Patel ..... D12/211  
D623,109 S \* 9/2010 Markefka ..... D12/209  
D625,239 S \* 10/2010 Juergens ..... D12/211  
D641,677 S \* 7/2011 Weil ..... D12/209  
D641,680 S \* 7/2011 Laengerer ..... D12/211  
D660,771 S \* 5/2012 Mueller-Stolz ..... D12/211  
D671,880 S \* 12/2012 Telaak ..... D12/209  
D696,616 S \* 12/2013 Gueler ..... D12/209  
D706,700 S \* 6/2014 Platto ..... D12/211  
D715,208 S \* 10/2014 Grake ..... D12/204  
D720,676 S \* 1/2015 Caswell ..... D12/209  
D740,198 S \* 10/2015 Barnes ..... D12/211

\* cited by examiner

*Primary Examiner* — Stacia Cadmus

(74) *Attorney, Agent, or Firm* — Wood Herron & Evans  
LLP

(57) **CLAIM**

The ornamental design for a wheel, as shown and described.


**DESCRIPTION**

FIG. 1 is a right front perspective view of a wheel according to the present invention.

FIG. 2 is a front view of the wheel shown in FIG. 1; and, FIG. 3 is a side view thereof.

In FIGS. 1-3 any elements shown in broken lines form no part of the claimed invention, but are instead included to show environmental aspects thereof. The broken lines adjacent to the shaded portion form an unclaimed boundary of the design.

**1 Claim, 2 Drawing Sheets**





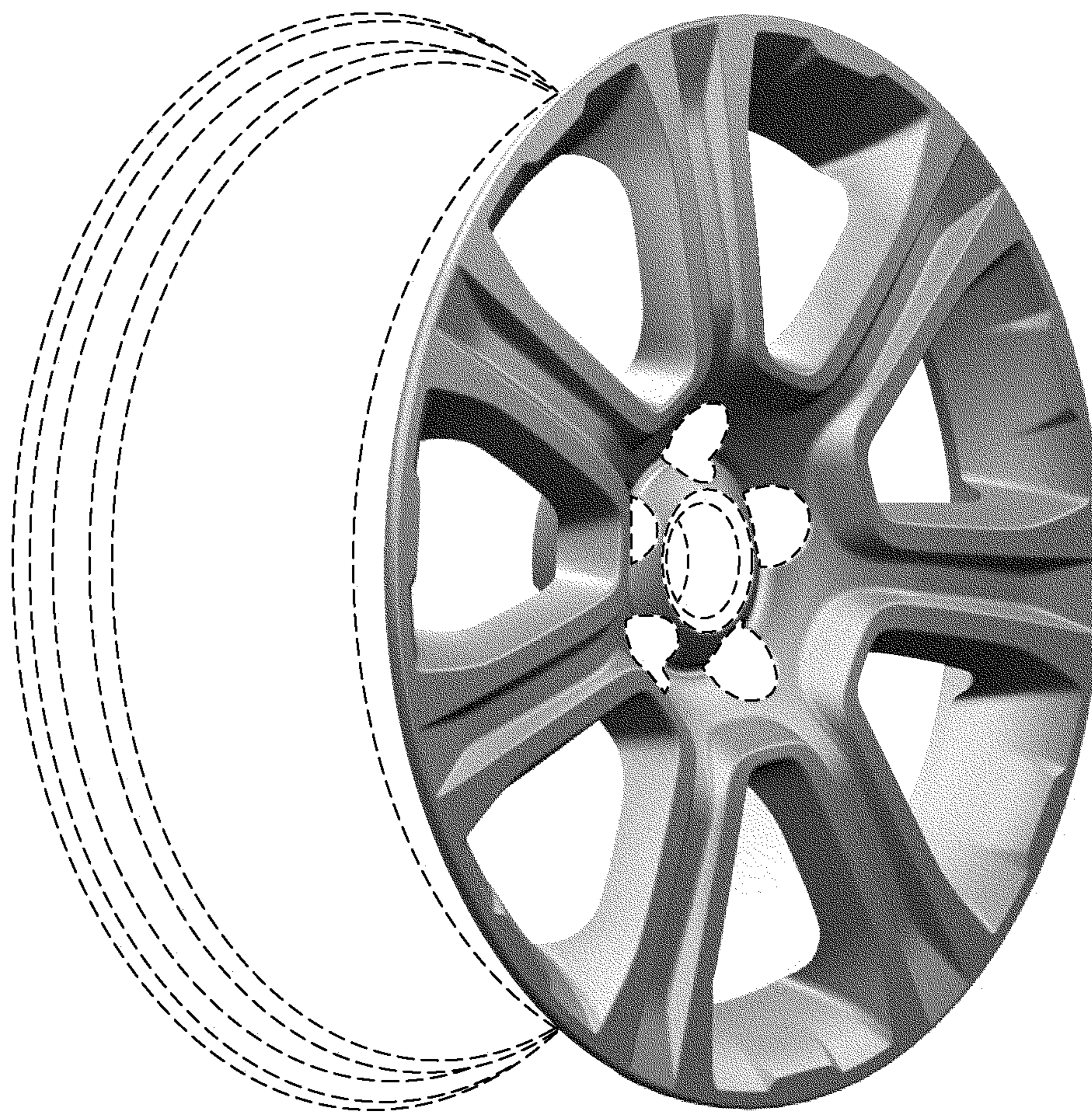


FIG. 1





FIG. 2




FIG. 3