



US00D775044S

(12) **United States Design Patent**
Smith

(10) **Patent No.:** **US D775,044 S**

(45) **Date of Patent:** **** *Dec. 27, 2016**

(54) **WHEEL**

(71) Applicant: **Jaguar Land Rover Limited**, Whitley,
Coventry (GB)

(72) Inventor: **Luke Smith**, Coventry (GB)

(73) Assignee: **Jaguar Land Rover Limited**, Whitley,
Coventry (GB)

(*) Notice: This patent is subject to a terminal dis-
claimer.

(**) Term: **14 Years**

(21) Appl. No.: **29/522,063**

(22) Filed: **Mar. 27, 2015**

(30) **Foreign Application Priority Data**

Sep. 29, 2014 (EM) 002547414

(51) **LOC (10) Cl.** **12-16**

(52) **U.S. Cl.**
USPC **D12/209**

(58) **Field of Classification Search**

USPC D12/204-213

CPC B60B 7/00; B60B 7/02; B60B 7/04;
B60B 7/01; B60B 7/06; B60B 3/02; B60B
3/04; B60B 3/06; B60B 3/10; B60B 1/00;
B60B 1/08; B60B 1/10; B60B 1/12

See application file for complete search history.

(56) **References Cited**

U.S. PATENT DOCUMENTS

D390,822 S * 2/1998 Nepper D12/209
D395,862 S * 7/1998 Cullen D12/209

D399,811 S * 10/1998 Echazabal D12/209
D408,004 S * 4/1999 Cullen D12/209
D420,319 S * 2/2000 Ruslan D12/209
D430,842 S * 9/2000 Chinellato D12/209
D612,788 S * 3/2010 Junker D12/209
D669,833 S * 10/2012 Pollmann D12/209
D682,761 S * 5/2013 Pollmann D12/209
D683,681 S * 6/2013 Juergens D12/209
D695,669 S * 12/2013 Pollmann D12/209
D697,005 S * 1/2014 Juergens D12/209
D725,569 S * 3/2015 Komukai D12/209
D752,496 S * 3/2016 Smith D12/209
D753,045 S * 4/2016 Kawaguchi D12/209

* cited by examiner

Primary Examiner — Stacia Cadmus

(74) *Attorney, Agent, or Firm* — Wood Herron & Evans
LLP

(57) **CLAIM**


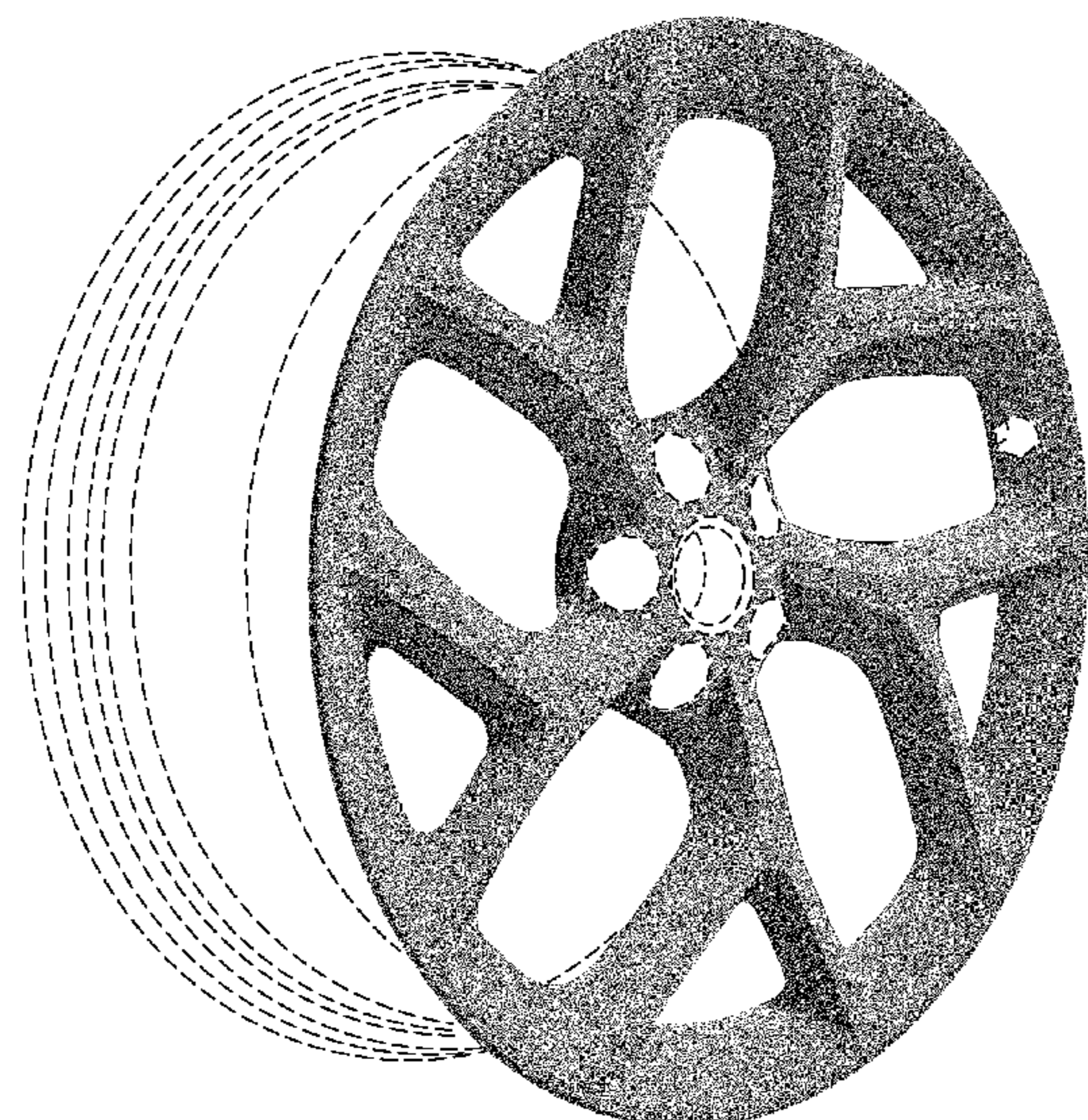
The ornamental design for a wheel, as shown and described.

DESCRIPTION

FIG. 1 is a left front perspective view of a wheel according
to the invention.

FIG. 2 is a front view of the wheel shown in FIG. 1; and,
FIG. 3 is a right side perspective view of the wheel shown
in FIG. 1, the left side view being a mirror image thereof.
Any elements shown in broken lines form no part of the
claimed invention in this application, and are instead
included to show environmental aspects of the claimed
invention. For example, the broken lines which show the
rim, the valve stem hole, the bolt holes, and the center hole
form no part of the claimed design.

1 Claim, 2 Drawing Sheets



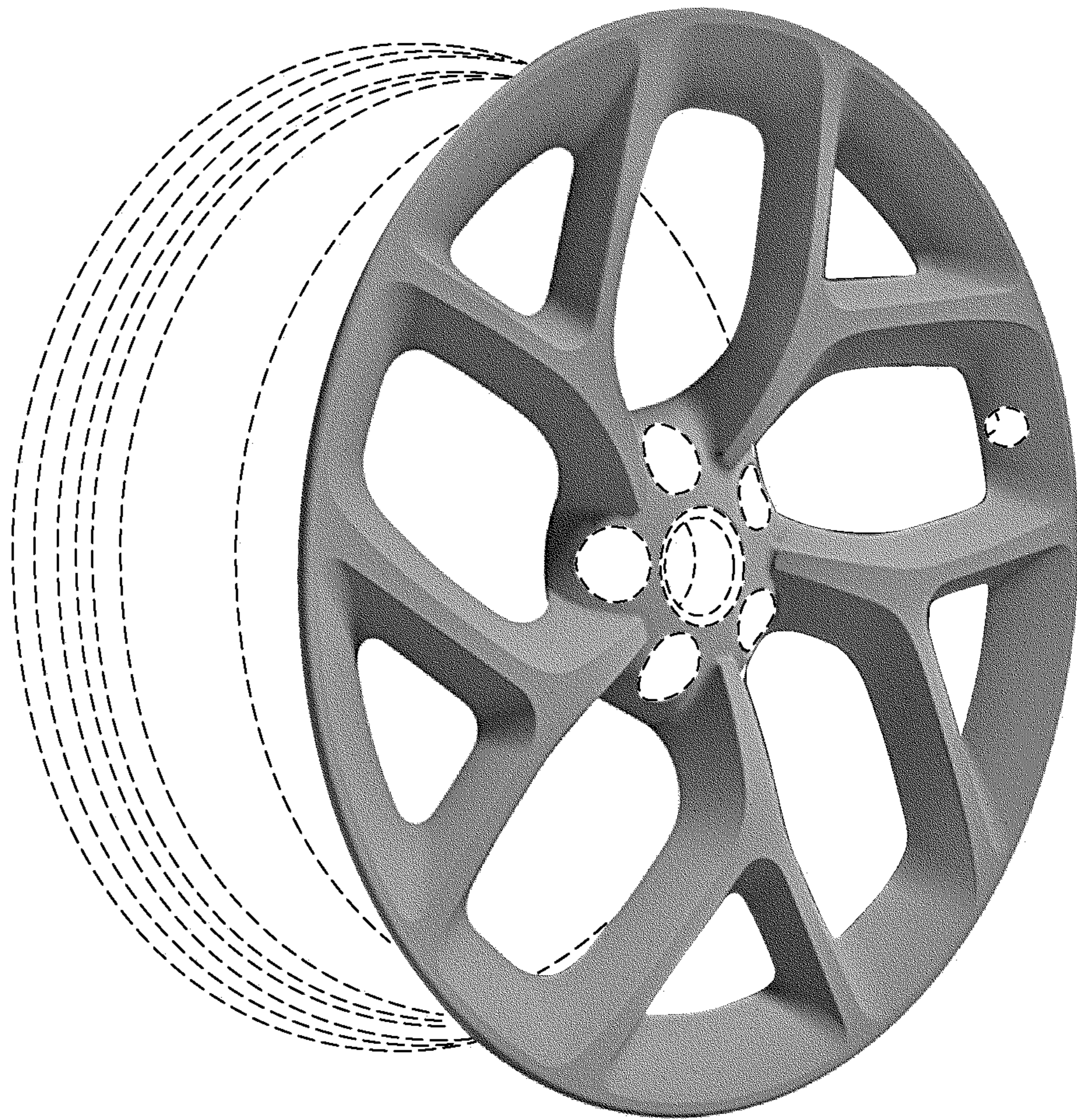


FIG. 1

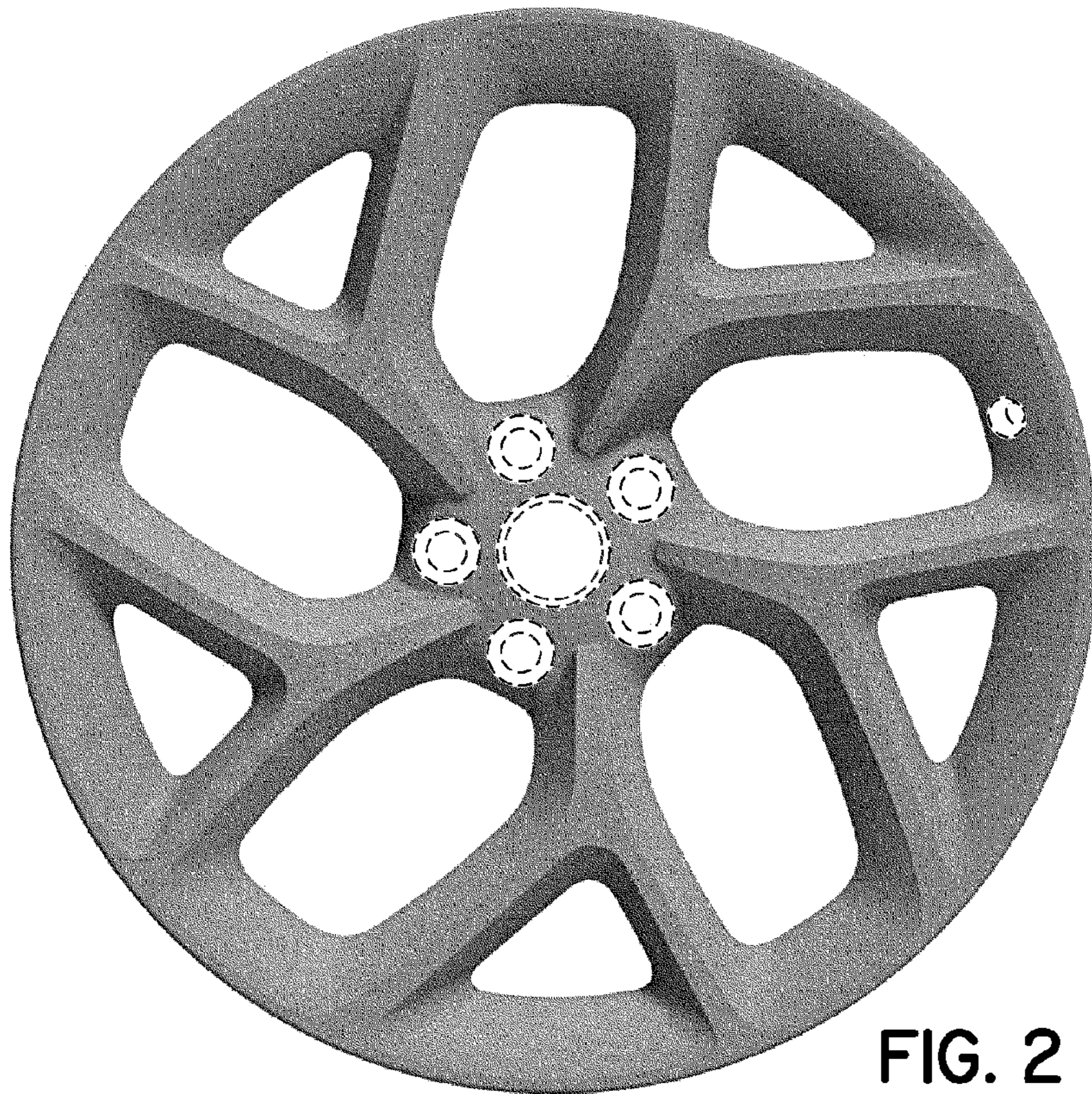


FIG. 2




FIG. 3

UNITED STATES PATENT AND TRADEMARK OFFICE
CERTIFICATE OF CORRECTION

PATENT NO. : D775,044 S
APPLICATION NO. : 29/522063
DATED : December 27, 2016
INVENTOR(S) : Smith

Page 1 of 1

It is certified that error appears in the above-identified patent and that said Letters Patent is hereby corrected as shown below:

On the Title Page

Column 2, under Description, "FIG. 3 is a right side perspective view of the wheel shown in FIG. 1, the left side view being a mirror image thereof" should read -- FIG. 3 is a right side view of the wheel shown in FIG. 1, the left side view being a mirror image thereof --.

Signed and Sealed this
Twenty-fourth Day of October, 2017



Joseph Matal

*Performing the Functions and Duties of the
Under Secretary of Commerce for Intellectual Property and
Director of the United States Patent and Trademark Office*