



US00D775039S

(12) **United States Design Patent** (10) **Patent No.:** **US D775,039 S**  
**Frykholm** (45) **Date of Patent:** **\*\* Dec. 27, 2016**

(54) **REAR HATCH FOR VEHICLE**

(71) Applicant: **Volvo Bussar AB**, Göteborg (SE)  
(72) Inventor: **Dan Frykholm**, Göteborg (SE)  
(73) Assignee: **VOLVO BUSSAR AB**, Göteborg (SE)  
(\*\*) Term: **15 Years**

(21) Appl. No.: **29/532,818**

(22) Filed: **Jul. 10, 2015**

(30) **Foreign Application Priority Data**

Jan. 29, 2015 (EM) ..... 002623058-0006

(51) **LOC (10) Cl.** ..... **12-16**

(52) **U.S. Cl.**  
USPC ..... **D12/196; D12/173**

(58) **Field of Classification Search**  
USPC ..... D12/84, 86, 90-92, 173, 184-186, 190,  
D12/196; D21/424-425, 433-434  
CPC ..... B60R 13/04; B60R 19/54; B62D 25/12;  
B62D 27/026; B62D 35/005; B62D  
5/0412  
See application file for complete search history.

(56) **References Cited**

**U.S. PATENT DOCUMENTS**

D503,126 S \* 3/2005 Papke ..... D12/84  
D704,595 S \* 5/2014 Streicher ..... D12/84  
D718,659 S \* 12/2014 Lin ..... D12/84  
D721,297 S \* 1/2015 Zhang ..... D12/84  
D742,789 S \* 11/2015 Cortina Ullate ..... D12/84

**OTHER PUBLICATIONS**

<https://www.youtube.com/watch?v=T6EMsvlzH6A>—Published  
Sep. 14, 2015.\*  
<https://www.youtube.com/watch?v=cgs9eriT8ys>—Published Apr.  
28, 2016.\*  
Image of Commercial product introduced on the market in Mexico,  
2012, 1 page.  
Images of Commercial product introduced on the market in the  
European Union, 2013, 1 page.

\* cited by examiner

*Primary Examiner* — Manpreet Matharu  
*Assistant Examiner* — Mojtaba Tehrani  
(74) *Attorney, Agent, or Firm* — Tucker Ellis LLP



(57) **CLAIM**

The ornamental design for a rear hatch for vehicle, as shown  
and described.

**DESCRIPTION**

FIG. 1 is a perspective view of a rear hatch for vehicle  
showing my new design.  
FIG. 2 is a front view thereof.  
FIG. 3 is a rear view thereof.  
FIG. 4 is a right side view thereof.  
FIG. 5 is a left side view thereof.  
FIG. 6 is a top view thereof; and,  
FIG. 7 is a bottom view thereof.  
The broken line in the figure drawings represents unclaimed  
environment only and forms no part of the claimed design.

**1 Claim, 3 Drawing Sheets**



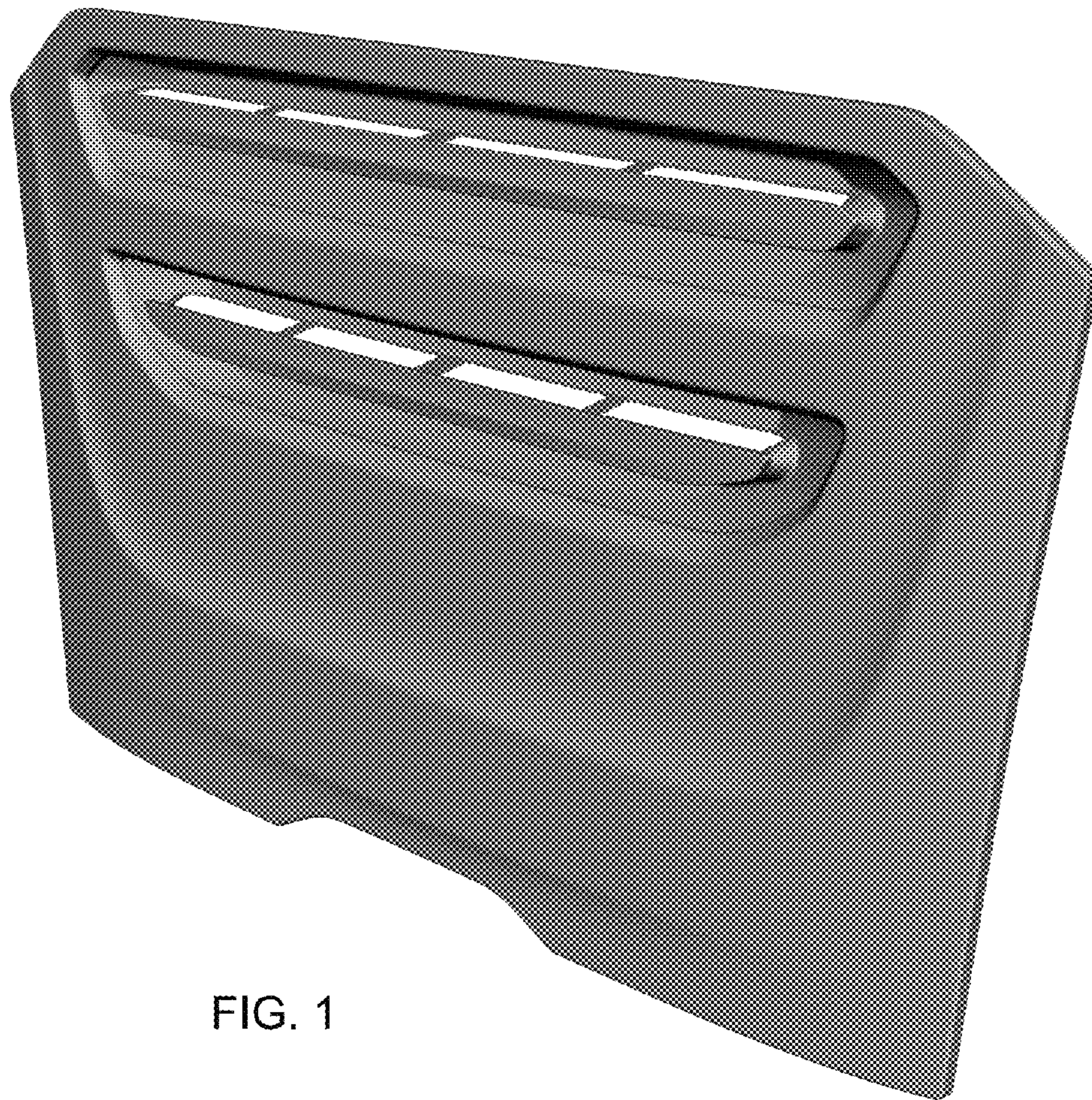


FIG. 1




FIG. 2




FIG. 3



FIG. 4

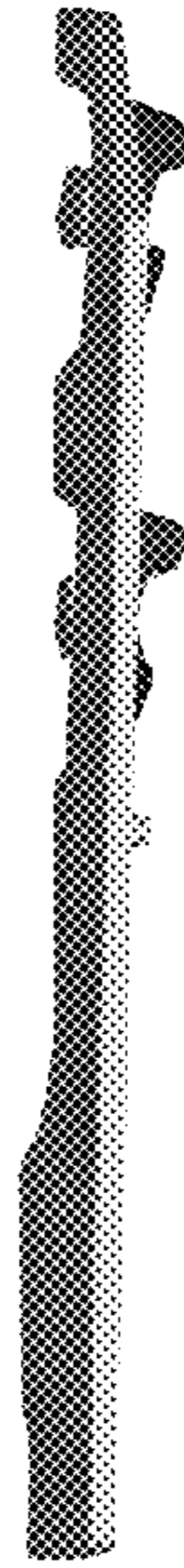


FIG. 5



FIG. 6




FIG. 7