



US00D775035S

(12) **United States Design Patent** (10) **Patent No.:** **US D775,035 S**
Alesi (45) **Date of Patent:** **** Dec. 27, 2016**

(54) **LICENSE PLATE FRAME**

FOREIGN PATENT DOCUMENTS

(71) Applicant: **Custom Accessories, Inc.**, Richmond, IL (US)

CH 670223 A5 5/1989

(72) Inventor: **Vincent Alesi**, Kildeer, IL (US)

OTHER PUBLICATIONS

(73) Assignee: **CUSTOM ACCESSORIES, INC.**, Richmond, IL (US)

"Custom Accessories—License Plate Frame" Aug. 21, 2009, O'Reilly Auto Parts, site accessed Sep. 5, 2016 <http://www.oreillyauto.com/site/c/detail/CA00/92855/N0305.oap?ck=Search_N0305_-1_-1&pt=N0305&ppt=C0155>.*

(**) Term: **15 Years**

(Continued)

(21) Appl. No.: **29/529,320**

(22) Filed: **Jun. 5, 2015**

(51) **LOC (10) Cl.** **12-16**

(52) **U.S. Cl.**
USPC **D12/193**

(58) **Field of Classification Search**
USPC D6/300, 302; D19/1; D12/193; 40/204, 40/209, 606.18; 345/1.3
CPC B60R 13/105; F16M 13/02; G09F 7/18
See application file for complete search history.

Primary Examiner — Kevin Rudzinski

Assistant Examiner — Paul Bohannon

(74) *Attorney, Agent, or Firm* — Patzik, Frank & Samotny Ltd.

(57) **CLAIM**

The ornamental design for a license plate frame, as shown and described.

DESCRIPTION

FIG. 1 is a front perspective view of the license plate frame of the present invention;

FIG. 2 is a front elevation view of the license plate frame of the present invention;

FIG. 3 is a left side view of the license plate frame of the present invention;

FIG. 4 is a right side view of the license plate frame of the present invention;

FIG. 5 is a top plan view of the license plate frame of the present invention; and,

FIG. 6 is a bottom plan view of the license plate frame of the present invention.

The rear view is not part of the claimed design.

The portions of the license plate frame shown in broken lines form no part of the claimed design.

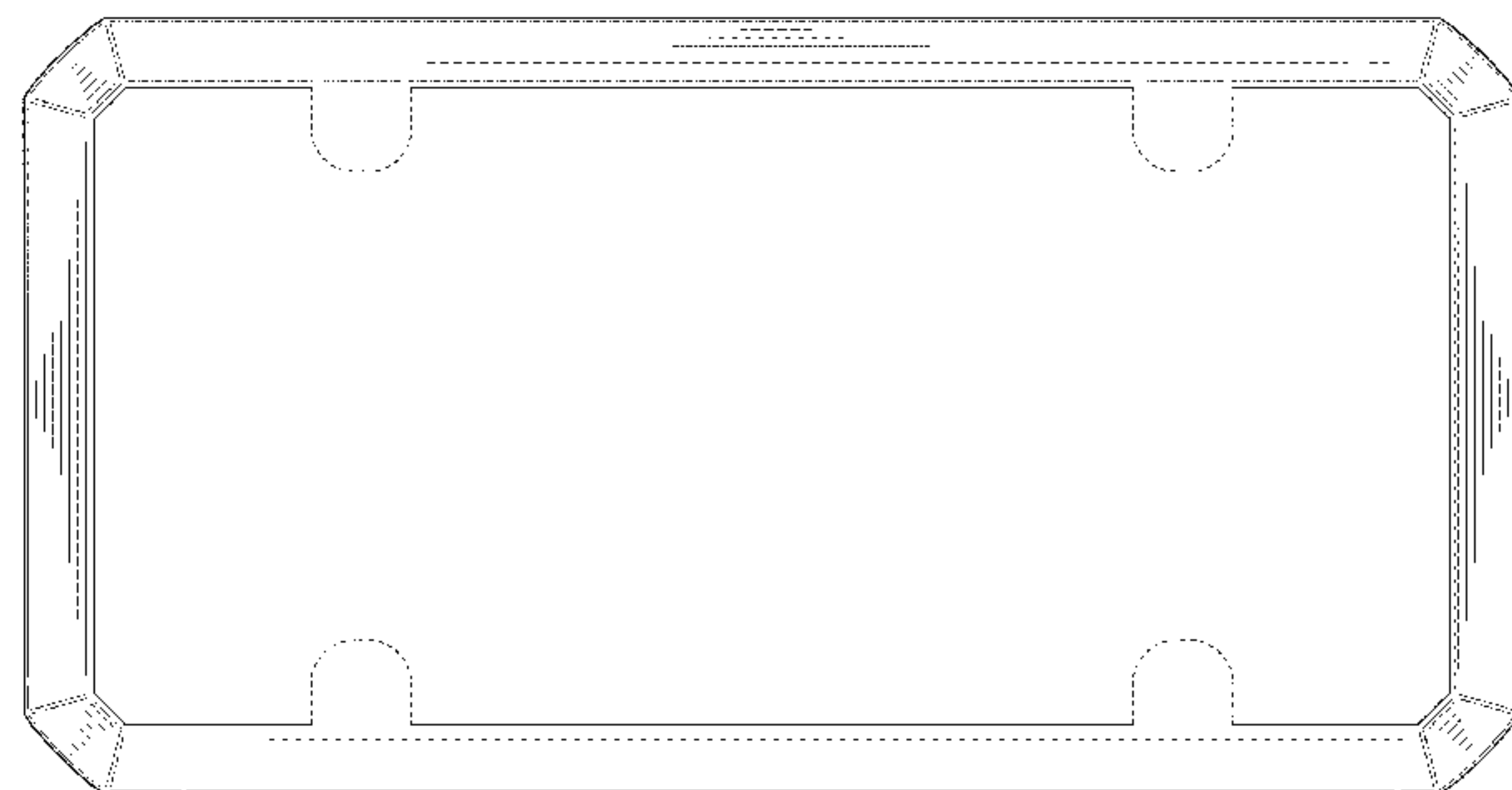
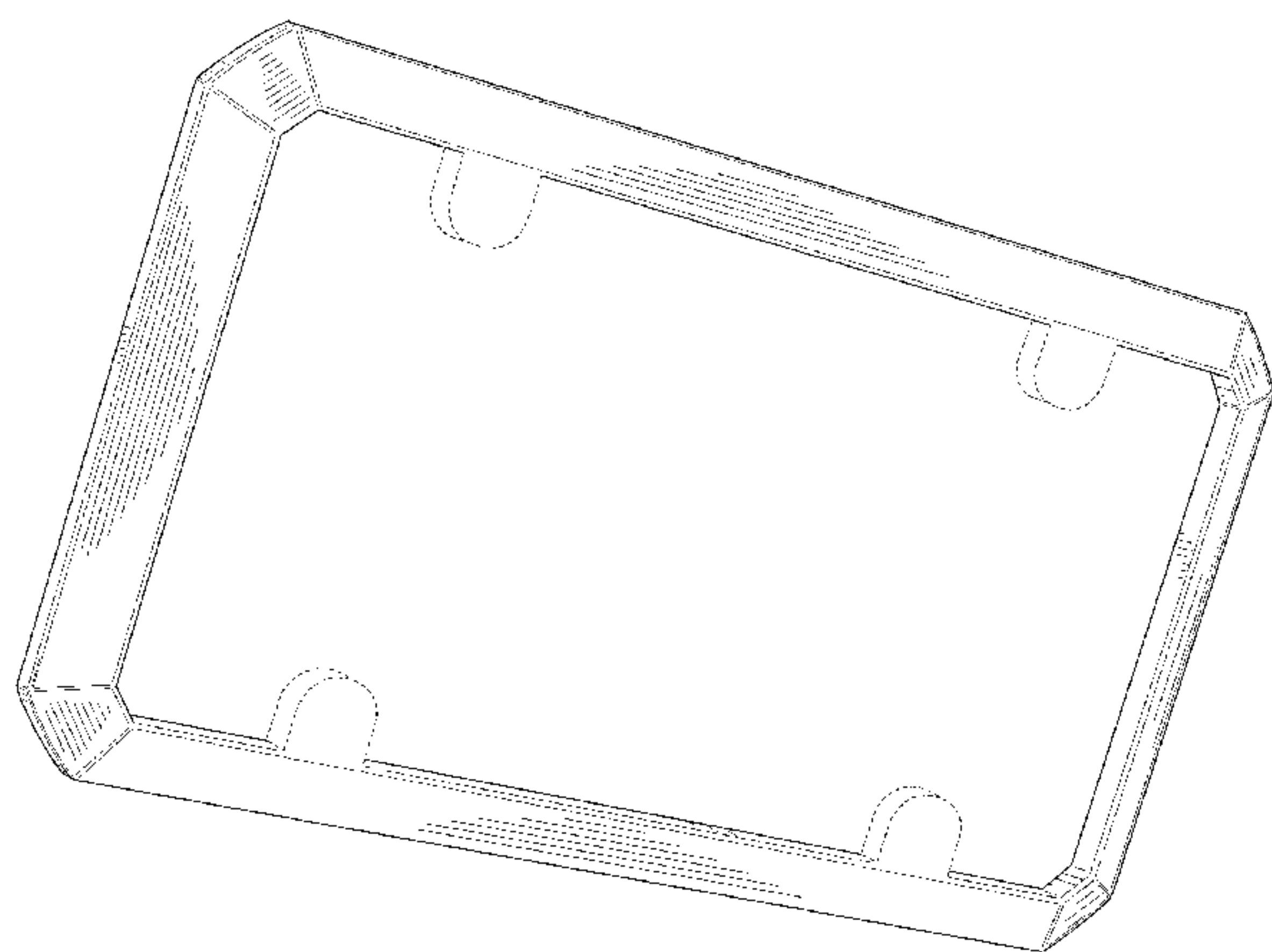
(56) **References Cited**

U.S. PATENT DOCUMENTS

2,192,561	A	3/1940	Seeley	
D248,711	S *	8/1978	Tougas	D6/300
4,314,417	A	2/1982	Cain	
D275,251	S *	8/1984	Buchanan	D6/300
5,381,618	A	1/1995	Singleton	
5,404,664	A	4/1995	Brooks et al.	
D510,101	S *	9/2005	Bushey	D19/1
D640,475	S *	6/2011	Seckinger	D6/302
D684,513	S *	6/2013	Spencer	D12/193
D685,307	S *	7/2013	Chung	D12/193
8,578,640	B1	11/2013	Krankkala et al.	
D712,326	S *	9/2014	Spencer	D12/193
D734,228	S *	7/2015	Masanek, Jr.	D12/193
2002/0152653	A1	10/2002	Shuen	
2003/0079381	A1	5/2003	Arens et al.	
2008/0098629	A1	5/2008	Graham et al.	

(Continued)

1 Claim, 4 Drawing Sheets



(56)

References Cited

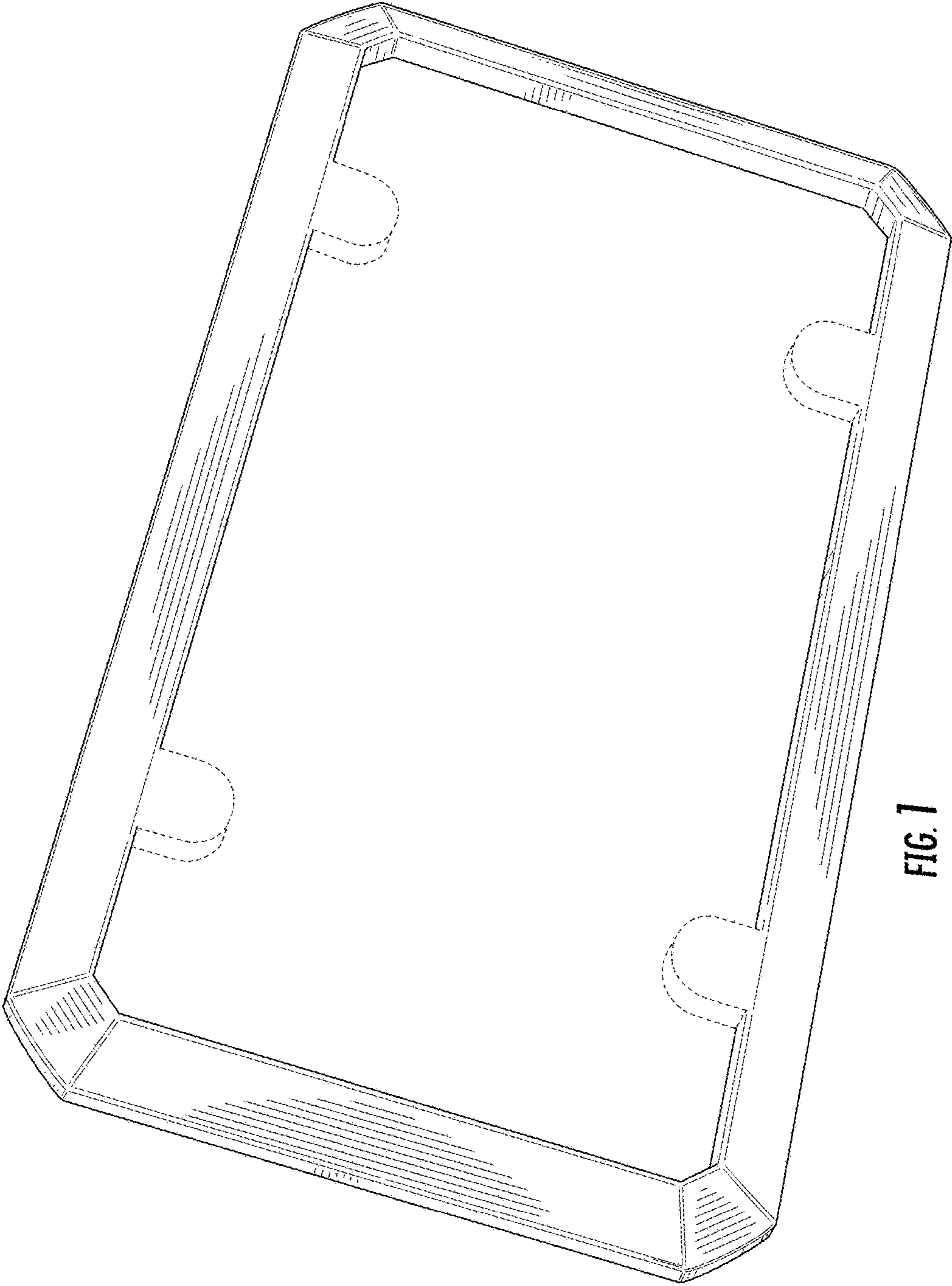
U.S. PATENT DOCUMENTS

2011/0289806 A1* 12/2011 Kuo B60R 13/105
40/204
2012/0050137 A1* 3/2012 Hellenthal F16M 13/02
345/1.3
2012/0279099 A1* 11/2012 Kuo B60R 13/105
40/209
2014/0331530 A1* 11/2014 Masanek, Jr. B60R 13/105
40/209
2015/0266434 A1* 9/2015 Gloodt B60R 13/105
40/204

OTHER PUBLICATIONS

English translation of Abstract for Swiss Publication No. 670223.
Griot's Garage, Inc., webpage for carbon fiber license plate frame
at [http://www.griotsgarage.com/product/
carbon+fiber+license+plate+frame.do](http://www.griotsgarage.com/product/carbon+fiber+license+plate+frame.do); published at least as early as
May 2, 2012.

* cited by examiner






FIG. 2

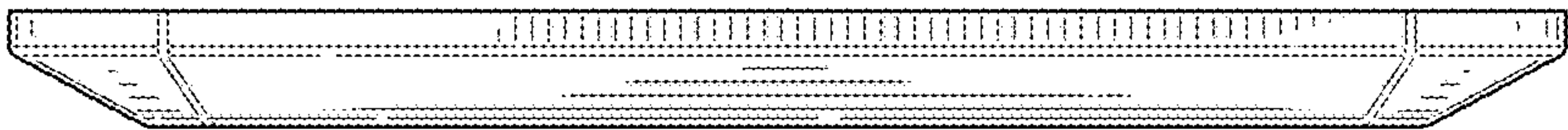


FIG. 4




FIG. 3




FIG. 5




FIG. 6