



US00D775030S

(12) **United States Design Patent** (10) **Patent No.:** **US D775,030 S**
Frykholm (45) **Date of Patent:** **** Dec. 27, 2016**

(54) **REAR WINDSHIELD**
(71) Applicant: **Volvo Bussar AB**, Göteborg (SE)
(72) Inventor: **Dan Frykholm**, Göteborg (SE)
(73) Assignee: **VOLVO BUSSAR AB**, Göteborg (SE)
(**) Term: **15 Years**
(21) Appl. No.: **29/532,822**
(22) Filed: **Jul. 10, 2015**

(30) **Foreign Application Priority Data**
Jan. 29, 2015 (EM) 002623058-0007

(51) **LOC (10) Cl.** **12-08**
(52) **U.S. Cl.**
USPC **D12/182**

(58) **Field of Classification Search**
USPC D12/84, 90, 91, 164, 182, 401-404;
D21/424, 433; 296/84.1, 90, 146.15;
280/770; 224/328; 180/370.23;
160/370.21, 370.22; 150/165-167;
135/88.01
CPC B60J 10/70; B60J 1/02; B32B 17/10036
See application file for complete search history.

(56) **References Cited**
U.S. PATENT DOCUMENTS

D453,130 S *	1/2002	Armstrong	D12/182
D602,840 S *	10/2009	Swanston	D12/182
D620,856 S *	8/2010	Kaoud	D12/182
D733,002 S *	6/2015	Loeb	D12/90
D750,531 S *	3/2016	Watkins	D12/91
D753,551 S *	4/2016	Gale	D12/88
D756,848 S *	5/2016	Toriyama	D12/91
D760,137 S *	6/2016	Galante	D12/196

D761,693 S *	7/2016	Lian	D12/91
D763,135 S *	8/2016	Baste	D12/91
2015/0097396 A1 *	4/2015	Renke	B60J 1/02 296/200

FOREIGN PATENT DOCUMENTS

EM	001185946-0001	6/2010
EM	001218267-0001	6/2010

OTHER PUBLICATIONS

Image of Commercial product introduced on the market in Mexico, 2012, 1 page.
Image of Commercial product introduced on the market in the European Union, 2013, 1 page.

* cited by examiner

Primary Examiner — Rosemary K Tarcza
Assistant Examiner — Yolanda Robinson
(74) *Attorney, Agent, or Firm* — Tucker Ellis LLP

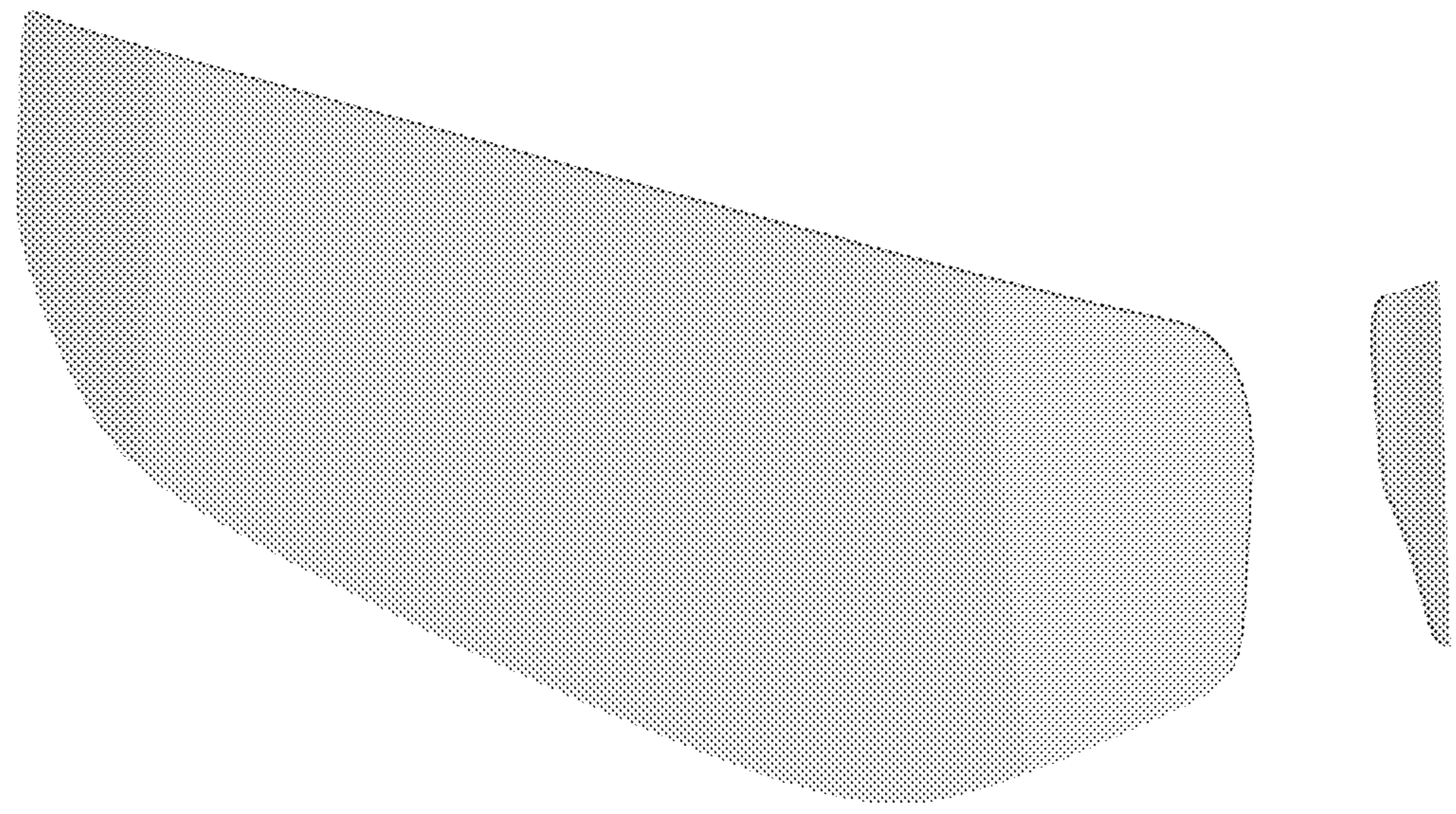
(57) **CLAIM**

The ornamental design for a rear windshield, as shown and described.

DESCRIPTION

FIG. 1 is a perspective view of a rear windshield showing my new design.
FIG. 2 is a front view thereof.
FIG. 3 is a rear view thereof.
FIG. 4 is a right side view thereof.
FIG. 5 is a left side view thereof.
FIG. 6 is a top view thereof; and,
FIG. 7 is a bottom view thereof.

1 Claim, 3 Drawing Sheets



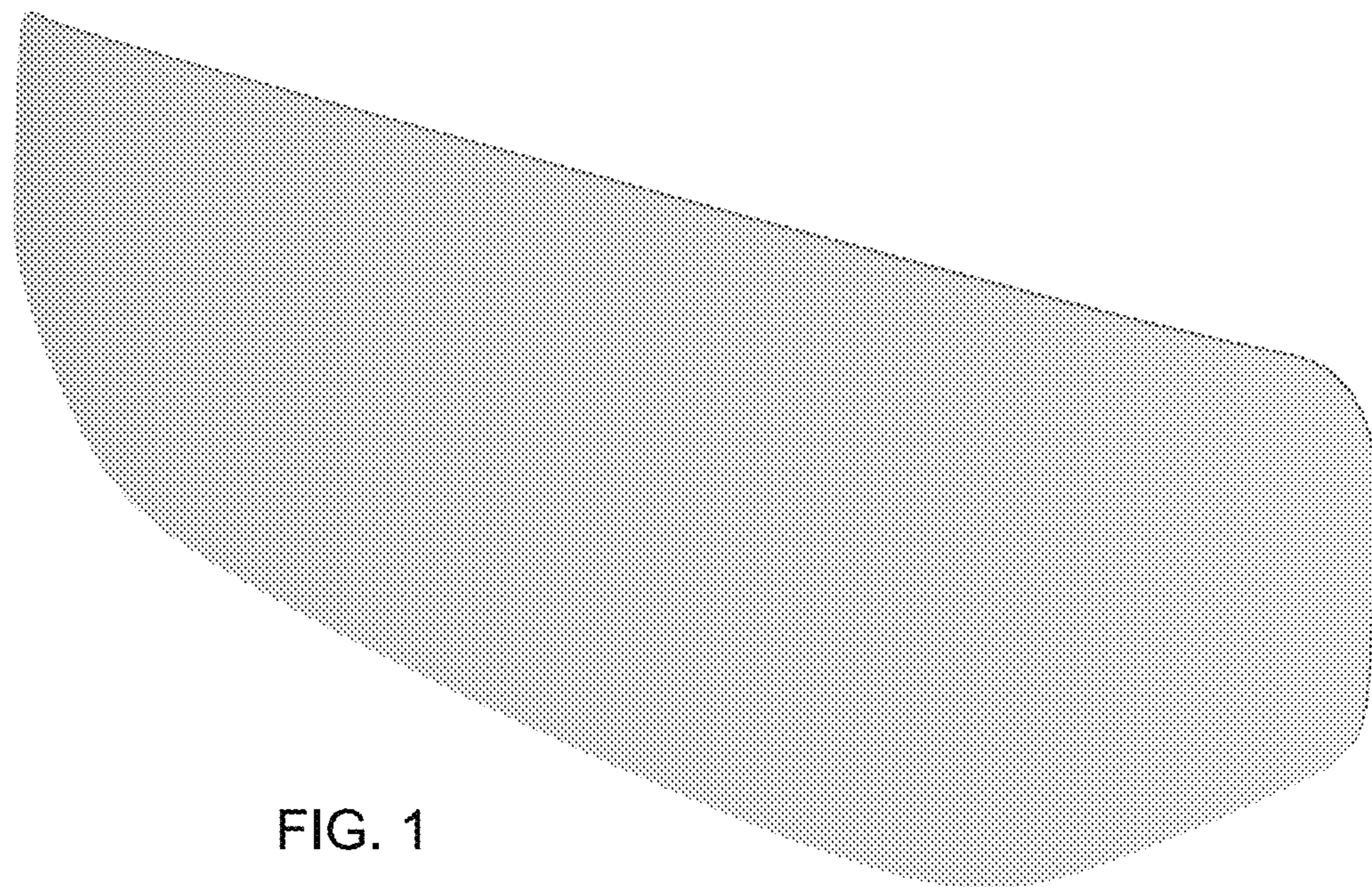


FIG. 1




FIG. 2




FIG. 3




FIG. 4




FIG. 5



FIG. 6



FIG. 7