



US00D775027S

(12) **United States Design Patent**
Chui et al.

(10) **Patent No.:** **US D775,027 S**

(45) **Date of Patent:** **** Dec. 27, 2016**

(54) **MOTORCYCLE FAIRING**

(71) Applicants: **Ka Yu Calvin Chui**, Kowloon (HK);
Wing Chuen Kay Chui, Kowloon (HK)

(72) Inventors: **Ka Yu Calvin Chui**, Kowloon (HK);
Wing Chuen Kay Chui, Kowloon (HK)

(**) Term: **14 Years**

(21) Appl. No.: **29/506,501**

(22) Filed: **Oct. 16, 2014**

(51) **LOC (10) Cl.** **12-08**

(52) **U.S. Cl.**
USPC **D12/182**

(58) **Field of Classification Search**
USPC D12/182, 184, 186, 110, 114, 126;
180/219, 220, 225, 229; 296/78.1, 187.12,
296/193.01, 193.02, 193.05; 280/152.1,
280/304.3, 852

CPC B62D 21/157; B62D 23/00; B62D 25/02;
B62D 25/145; B62J 15/04; B62J 17/04;
B62J 27/00; B62K 11/04; B62M
7/12; F02B 61/02

See application file for complete search history.

(56) **References Cited**

U.S. PATENT DOCUMENTS

D249,784 S * 10/1978 Vetter D12/182
D252,624 S * 8/1979 Vetter D12/182
D260,509 S * 9/1981 Guzzetta D12/182
D275,093 S * 8/1984 Hunt D12/182
D334,374 S * 3/1993 Hornai D12/182

D480,670 S * 10/2003 Hanagan D12/182
D578,941 S * 10/2008 Hanagan D12/182
D624,860 S * 10/2010 Shimizugami D12/182
7,837,253 B1 * 11/2010 Swender B62J 17/02
296/180.1
D649,497 S * 11/2011 Adams D12/182
D683,276 S * 5/2013 Files D12/126
2003/0160425 A1 * 8/2003 Hyndman B62J 17/06
280/304.3
2007/0210907 A1 * 9/2007 Aron B60Q 1/0041
340/465

* cited by examiner

Primary Examiner — Darlington Ly

(74) *Attorney, Agent, or Firm* — Rabin & Berdo, P.C.

(57) **CLAIM**

The ornamental design for a motorcycle fairing, as shown and described.

DESCRIPTION

The patent or application file contains at least one drawing executed in color. Copies of this patent or patent application publication with color drawing(s) will be provided by the Office upon request and payment of the necessary fee.

FIG. 1 is a rear elevation view of a motorcycle fairing showing our new design;

FIG. 2 is a front elevation view thereof;

FIG. 3 is a right side elevation view thereof;

FIG. 4 is a left side elevation view thereof;

FIG. 5 is a top plan view thereof; and,

FIG. 6 is a front and left-side perspective view thereof.

1 Claim, 6 Drawing Sheets
(6 of 6 Drawing Sheet(s) Filed in Color)

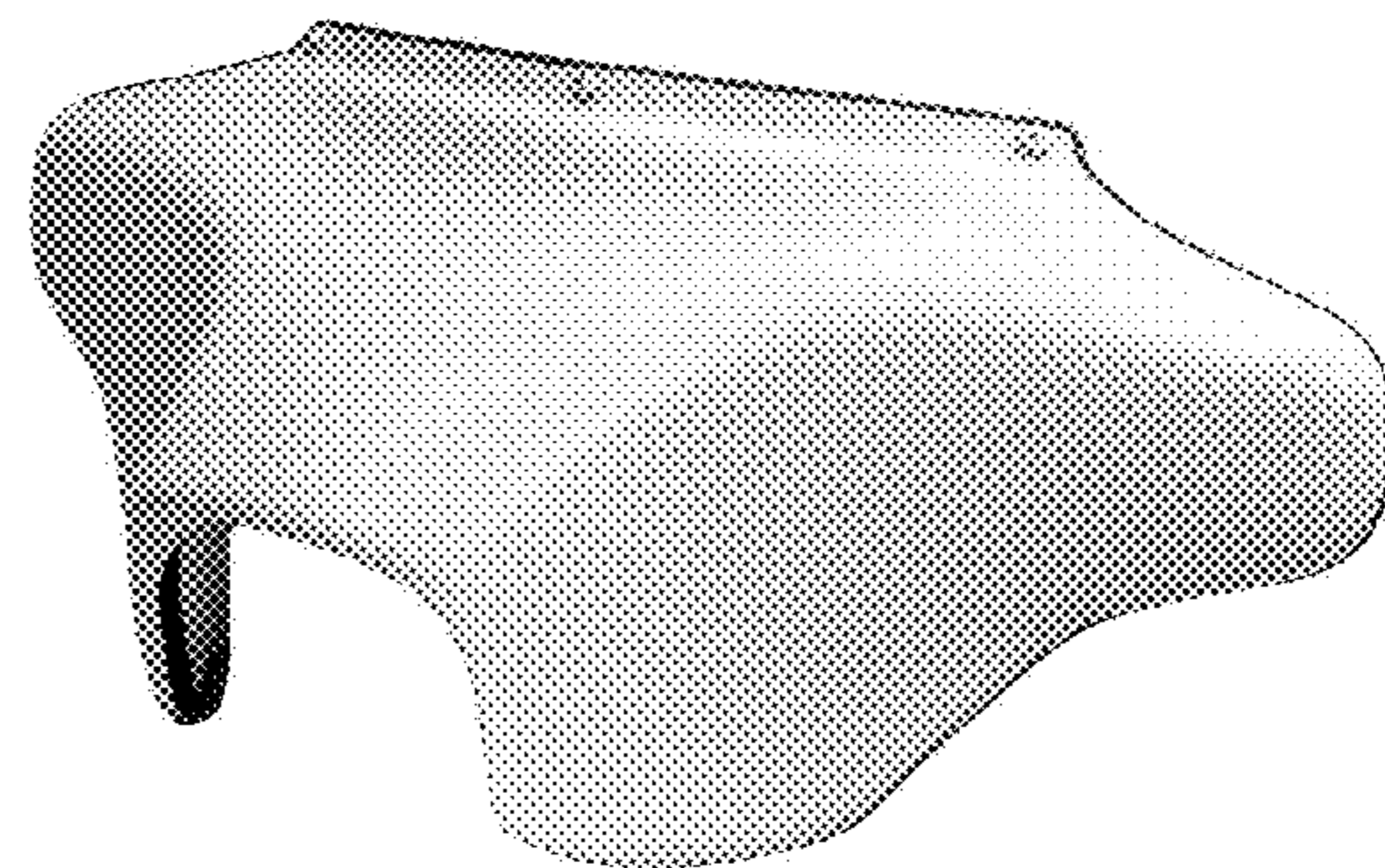
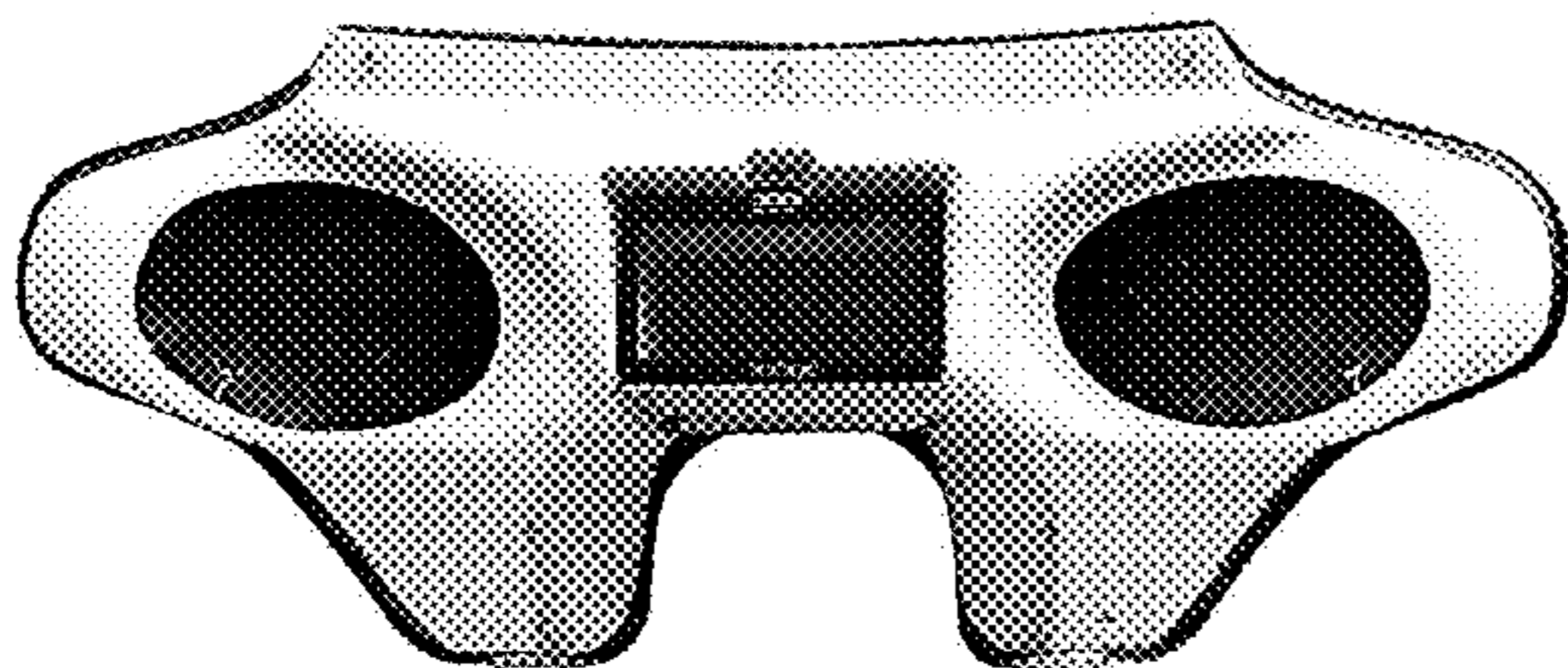




Fig. 1




Fig. 2




Fig. 3




Fig. 4




Fig. 5




Fig. 6