



US00D775025S

(12) **United States Design Patent**  
**Platto et al.**

(10) **Patent No.:** **US D775,025 S**  
(45) **Date of Patent:** **\*\* Dec. 27, 2016**

- (54) **VEHICLE FRONT AIR DAM**
- (71) Applicant: **Ford Motor Company**, Dearborn, MI (US)
- (72) Inventors: **Gordon Platto**, Troy, MI (US); **Sean Tant**, Livonia, MI (US); **William K. Moore**, West Bloomfield, MI (US)
- (73) Assignee: **Ford Motor Company**, Dearborn, MI (US)
- (\*\*) Term: **15 Years**
- (21) Appl. No.: **29/537,769**
- (22) Filed: **Aug. 28, 2015**
- (51) **LOC (10) Cl.** ..... **12-08**
- (52) **U.S. Cl.**  
USPC ..... **D12/181**
- (58) **Field of Classification Search**  
USPC ..... D12/86, 90, 91, 92, 96, 169, 181, 196;  
D20/11, 23, 24; 296/96, 180.1, 180.2;  
293/102, 113, 116, 117, 120; 280/727,  
280/770, 848  
CPC ..... B60R 19/18; B60R 19/48; B62D 35/005;  
B62D 35/02  
See application file for complete search history.

D692,814 S *	11/2013	Platto	.....	D12/190
D710,264 S *	8/2014	Watkins	.....	D12/169
8,807,629 B2 *	8/2014	Benvenuto	.....	B62D 35/005 293/120
D732,431 S *	6/2015	Loeb	.....	D12/91
D740,726 S *	10/2015	Platto	.....	D12/169
D742,289 S *	11/2015	Kerr	.....	D12/169
D761,693 S *	7/2016	Lian	.....	D12/91
D762,147 S *	7/2016	Messale	.....	D12/169
2015/0210325 A1 *	7/2015	DeAngelis	.....	B62D 35/02 296/180.1
2015/0251613 A1 *	9/2015	Mori	.....	B60R 19/18 296/187.09
2015/0266438 A1 *	9/2015	Ghannam	.....	B60R 19/20 293/117

\* cited by examiner

*Primary Examiner* — Rosemary K Tarcza  
*Assistant Examiner* — Yolanda Robinson  
(74) *Attorney, Agent, or Firm* — Damian Porcari

(57) **CLAIM**

The ornamental design for a vehicle front air dam, as shown and described.

**DESCRIPTION**

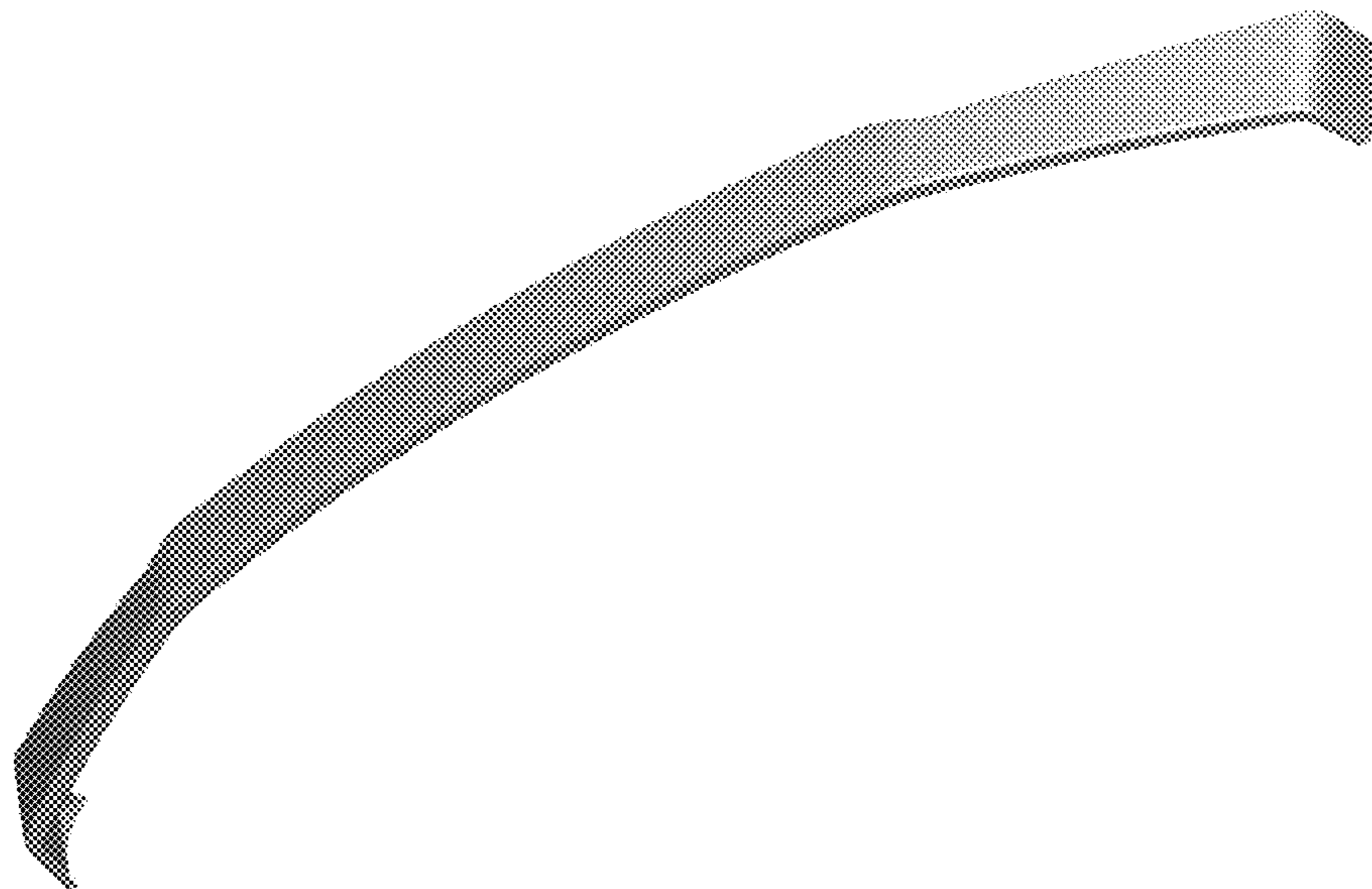
FIG. 1 is a bottom left perspective view of a vehicle front air dam, showing our new design;  
FIG. 2 is a bottom right perspective view thereof;  
FIG. 3 is a top rear perspective view thereof;  
FIG. 4 is a front elevational view thereof;  
FIG. 5 is a rear elevational view thereof;  
FIG. 6 is a left side elevational view thereof;  
FIG. 7 is a right side elevational view thereof;  
FIG. 8 is a top plan view thereof; and,  
FIG. 9 is a bottom plan view thereof.


**1 Claim, 9 Drawing Sheets**

(56) **References Cited**

U.S. PATENT DOCUMENTS

D590,753 S *	4/2009	Williams	.....	D12/169
D603,308 S *	11/2009	Schiavone	.....	D12/169
D614,099 S *	4/2010	Ectors	.....	D12/169
D614,555 S *	4/2010	Ectors	.....	D12/169
D678,142 S *	3/2013	Behmer	.....	D12/169
D683,672 S *	6/2013	Platto	.....	D12/169





*Figure 1*




Figure 2




Figure 3






Figure 4



*Figure 5*



*Figure 6*




Figure 7






Figure 8

Figure 9

