



US00D775022S

(12) **United States Design Patent** (10) **Patent No.:** **US D775,022 S**  
**Tachiiri et al.** (45) **Date of Patent:** **\*\* Dec. 27, 2016**

(54) **OPERATION DEVICE FOR VEHICLE EQUIPMENT**

(71) Applicant: **DENSO CORPORATION**, Kariya, Aichi-pref. (JP)

(72) Inventors: **Motoki Tachiiri**, Nagoya (JP); **Yasuhiko Yamazaki**, Nagoya (JP)

(73) Assignee: **DENSO CORPORATION**, Kariya, Aichi-pref. (JP)

(\*\*) Term: **14 Years**

(21) Appl. No.: **29/469,317**

(22) Filed: **Oct. 9, 2013**

(30) **Foreign Application Priority Data**

Apr. 10, 2013 (JP) ..... 2013-008045

(51) **LOC (10) Cl.** ..... **12-16**

(52) **U.S. Cl.**  
USPC ..... **D12/174; D12/179**

(58) **Field of Classification Search**  
USPC ..... D12/174, 179, 400, 606; D14/117.1, D14/117.2, 117.4, 117.9, 412-416, 302; D21/324, 328, 333, 565, 566; D8/303; 74/335, 473.1, 473 R, 475, 489, 502.2, 74/523, 551.8, 551.9; 200/43.17, 61.28, 200/61.91; 340/426.16, 456, 825.69, 340/825.72; 341/173

(Continued)

(56) **References Cited**

**U.S. PATENT DOCUMENTS**

D212,728 S \* 11/1968 Shimano et al. .... D12/179  
D217,206 S 4/1970 Schreckengost

(Continued)

**FOREIGN PATENT DOCUMENTS**

WO WO 2014/167777 10/2014

**OTHER PUBLICATIONS**

U.S. Appl. No. 29/469,327, filed Oct. 9, 2013, Tachiiri et al.

(Continued)

*Primary Examiner* — Darlington Ly

(74) *Attorney, Agent, or Firm* — Harness, Dickey & Pierce, P.L.C.

(57) **CLAIM**

The ornamental design for an operation device for a vehicle equipment, as shown and described.

**DESCRIPTION**

FIG. 1 is a front elevation view of an operation device for an operation device for a vehicle equipment showing our new design;

FIG. 2 is a rear elevation view thereof;

FIG. 3 is a top plan view thereof;

FIG. 4 is a bottom plan view thereof;

FIG. 5 is a left side elevation view thereof;

FIG. 6 is a right side elevation view thereof;

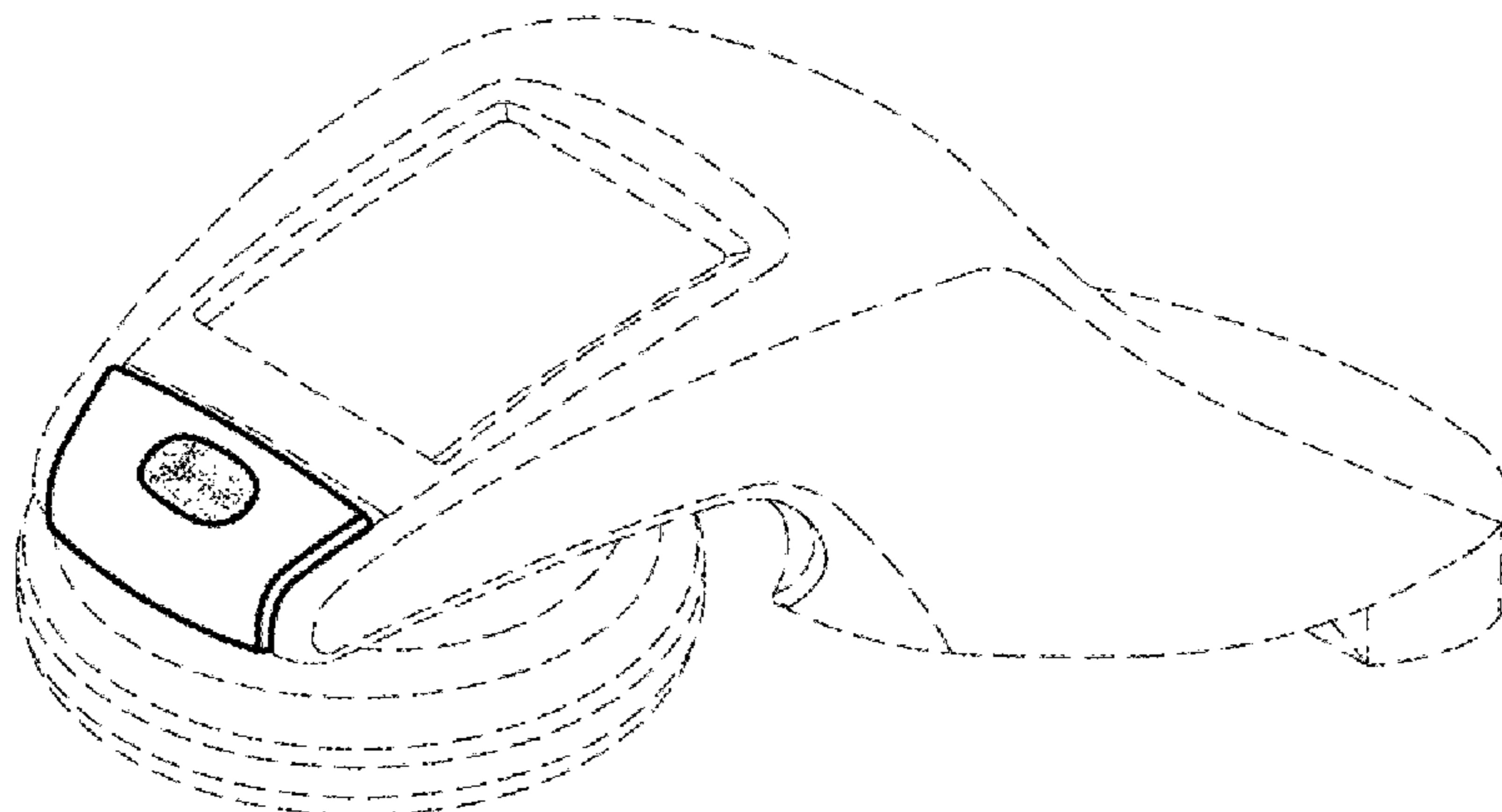
FIG. 7 is a front, bottom, and right side perspective view thereof; and,

FIG. 8 is a front, top, and left side perspective view thereof, wherein the operation device is shown in use and attached to a vehicle.

The broken lines showing features of the operation device for a vehicle equipment are provided for the purposes of illustrating portions of the article that form no part of the claimed design. Furthermore, in FIG. 8, the broken line showing the vehicle console and portions of a vehicle are provided to illustrate environmental structure and also forms not part of the claimed design.

The article of the present design relates to an operation device for a vehicle equipment. For example, the operation device may be attached to a position of a vehicle, and may be used for remotely operating a vehicle equipment such as a navigation device, an air conditioner, various audio devices or the like, as shown in the reference view.

**1 Claim, 4 Drawing Sheets**



(58) **Field of Classification Search**

CPC ..... G06F 3/016; G06F 3/038; G06F 3/0354

See application file for complete search history.

D716,811 S \* 11/2014 Seppo ..... D14/402  
 D751,959 S \* 3/2016 Suzuki ..... D12/174  
 2006/0037424 A1\* 2/2006 Pickering et al. .... 74/473.3

(56)

**References Cited**

U.S. PATENT DOCUMENTS

D217,207 S 4/1970 Schreckengost  
 4,818,008 A \* 4/1989 Cressoni ..... 296/37.8  
 5,085,481 A \* 2/1992 Fluharty et al. .... 296/37.8  
 D340,042 S \* 10/1993 Copper et al. .... D14/388  
 D373,122 S \* 8/1996 Lo ..... D14/409  
 D413,091 S \* 8/1999 DuRocher ..... D12/174  
 D418,787 S 1/2000 Sacco et al.  
 D440,917 S 4/2001 Pfeiffer  
 D453,010 S \* 1/2002 Schweer ..... D12/114  
 D567,243 S \* 4/2008 Ashida et al. .... D14/412  
 D568,795 S \* 5/2008 Mozer ..... D12/174  
 D582,395 S \* 12/2008 Ikeda ..... D13/168  
 D591,652 S \* 5/2009 Reed ..... D12/174  
 7,571,663 B2 \* 8/2009 Vigil ..... 74/473.3  
 D618,334 S \* 6/2010 Le et al. .... D24/108  
 D626,517 S \* 11/2010 Yano ..... D13/168  
 D626,942 S \* 11/2010 Aquillano ..... D14/218  
 D634,247 S \* 3/2011 Confer ..... D12/174  
 D643,038 S \* 8/2011 Scheinhutte ..... D14/403  
 8,025,327 B1 \* 9/2011 Schowalter ..... 296/70  
 D656,438 S \* 3/2012 Klatt et al. .... D12/179  
 8,196,490 B2 \* 6/2012 Kim ..... 74/473.11  
 D685,702 S 7/2013 Ujimoto  
 D691,217 S \* 10/2013 Condon et al. .... D21/566

OTHER PUBLICATIONS

U.S. Appl. No. 29/469,323, filed Oct. 9, 2013, Tachiiri et al.  
 U.S. Appl. No. 29/469,321, filed Oct. 9, 2013, Tachiiri et al.  
 U.S. Appl. No. 29/469,319, filed Oct. 9, 2013, Tachiiri et al.  
 U.S. Appl. No. 29/469,318, filed Oct. 9, 2013, Tachiiri et al.  
 Office action dated Jul. 14, 2014 in corresponding U.S. Appl. No. 29/469,319.  
 Office action dated Jun. 30, 2014 in corresponding U.S. Appl. No. 29/469,327.  
 Office action dated Jul. 1, 2014 in corresponding U.S. Appl. No. 29/469,323.  
 Office action dated Jul. 01, 2014 in corresponding U.S. Appl. No. 29/469,318.  
 Office action dated Jul. 2, 2014 in corresponding U.S. Appl. No. 29/469,321.  
 Office action dated Nov. 28, 2014 in corresponding U.S. Appl. No. 29/469,327.  
 Office action dated Nov. 21, 2014 in corresponding U.S. Appl. No. 29/469,323.  
 Office action dated Nov. 28, 2014 in corresponding U.S. Appl. No. 29/469,321.  
 Office action dated Nov. 19, 2014 in corresponding U.S. Appl. No. 29/469,319.  
 Office action dated Nov. 28, 2014 in corresponding U.S. Appl. No. 29/469,318.

\* cited by examiner

FIG - 1

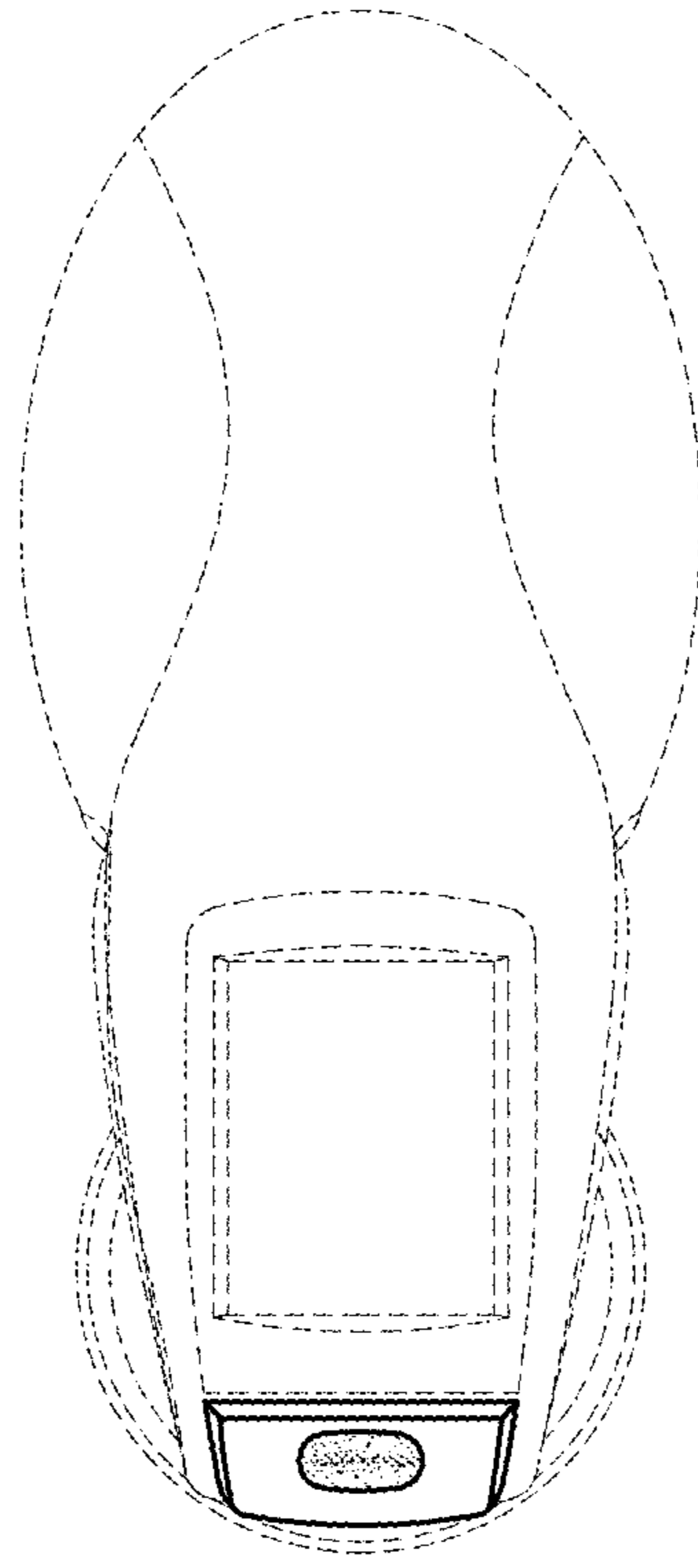


FIG - 2

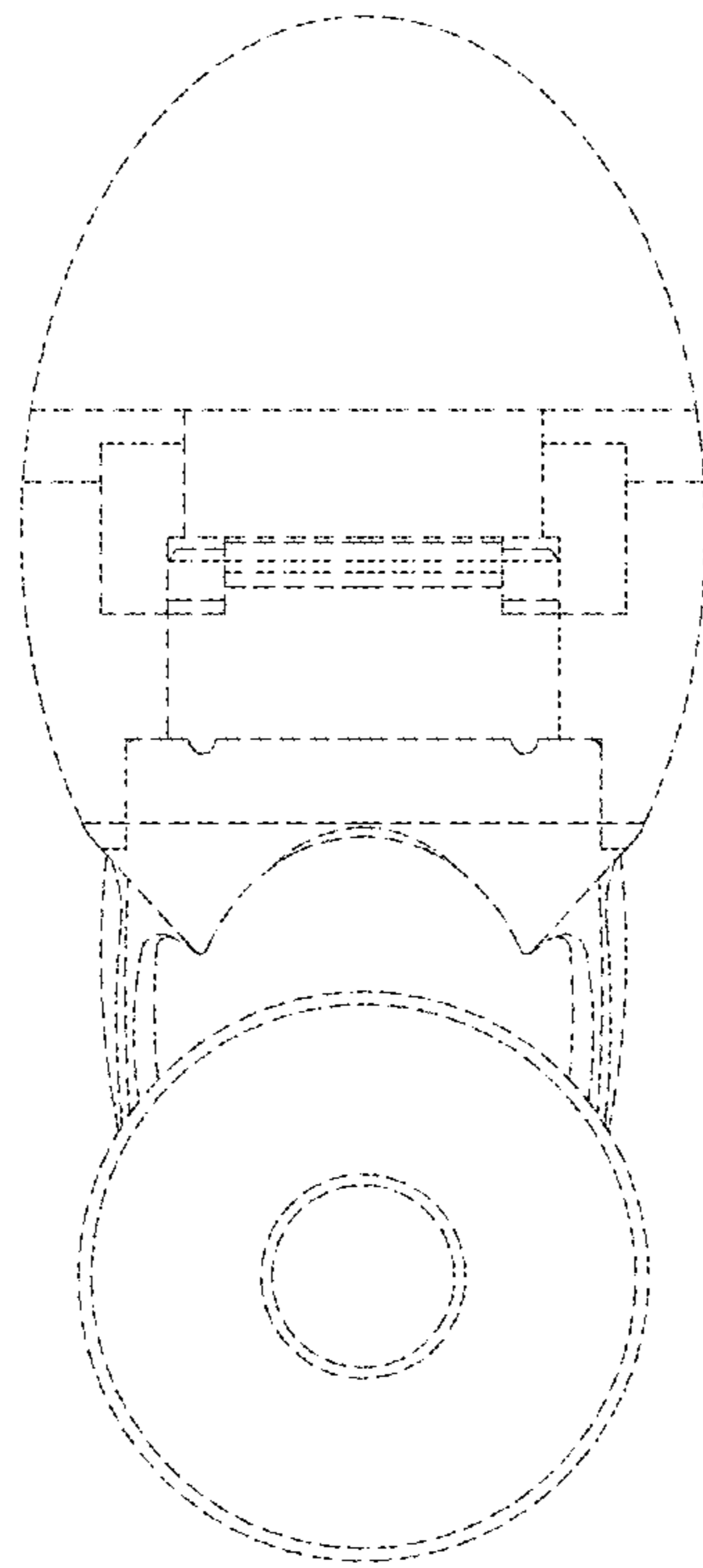


FIG - 3

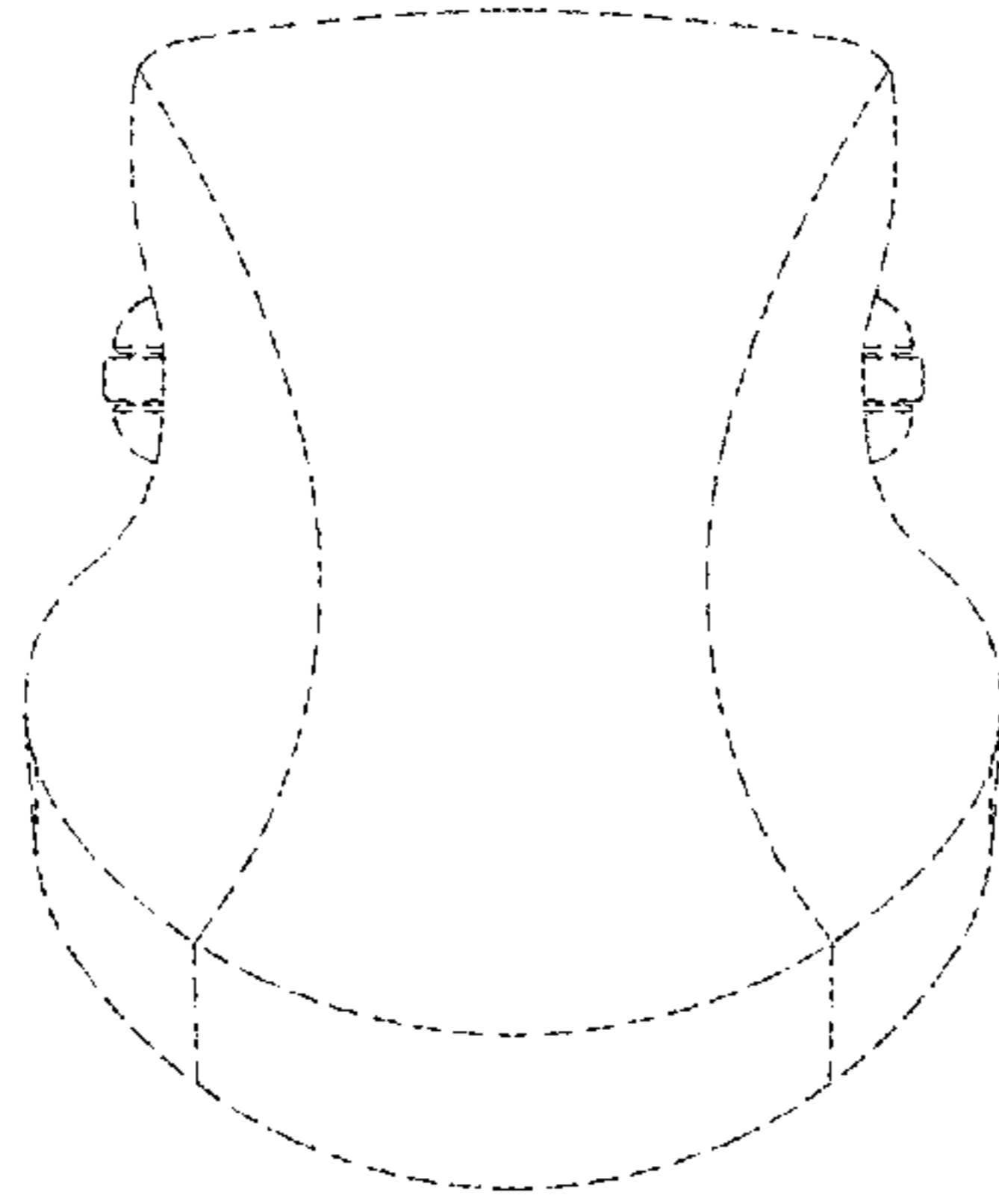


FIG - 4

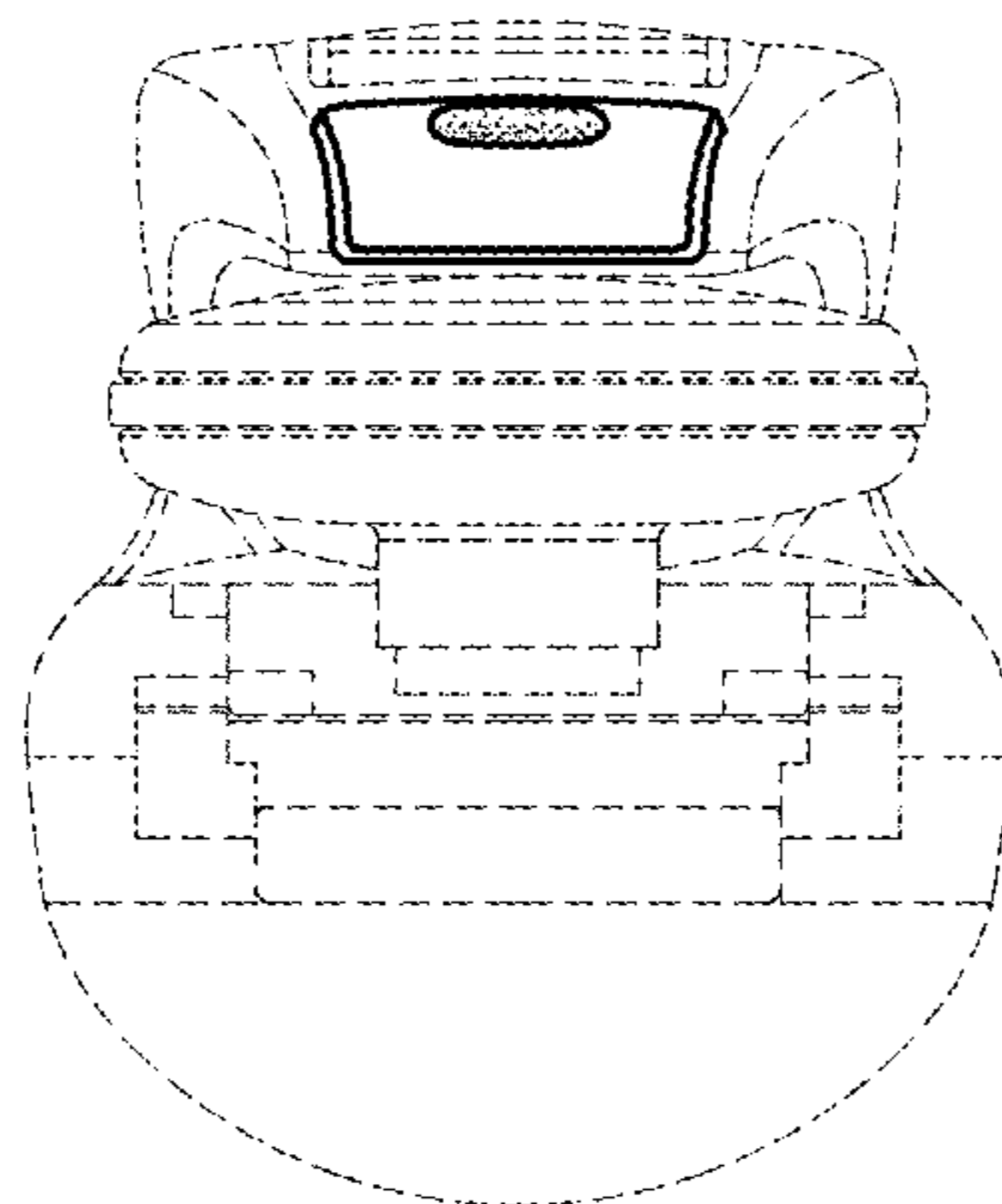


FIG - 5

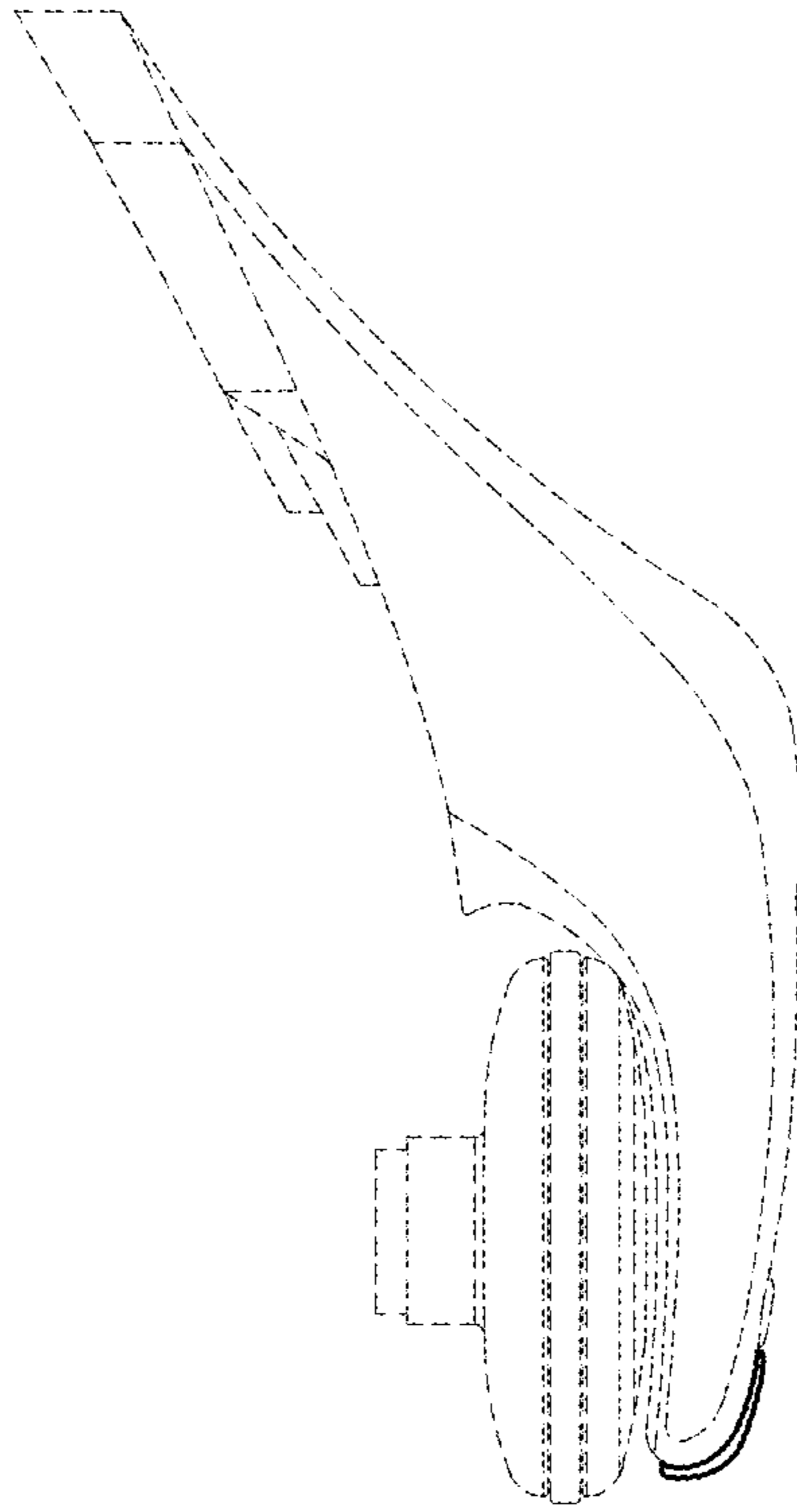


FIG - 6

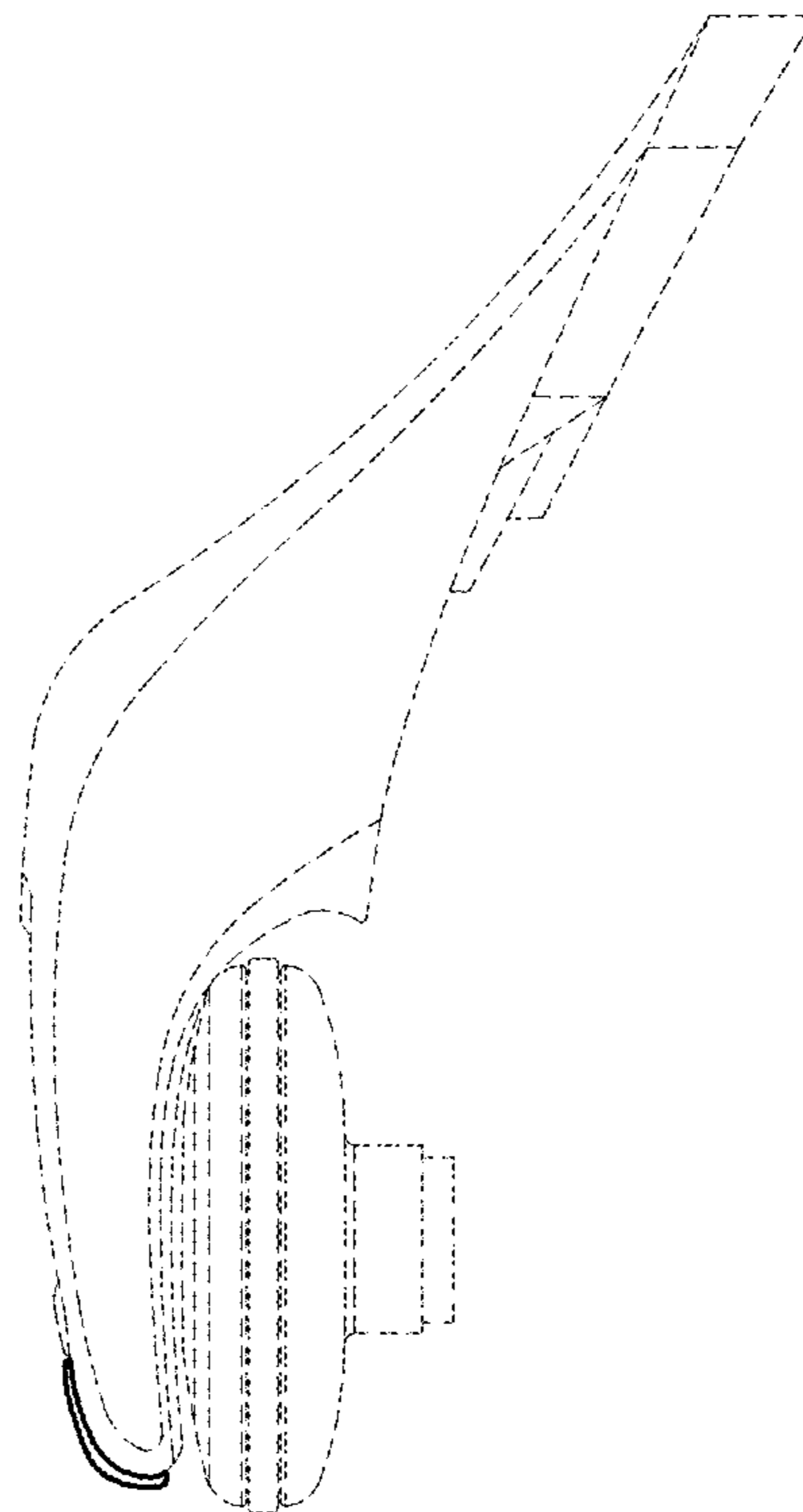




FIG - 7

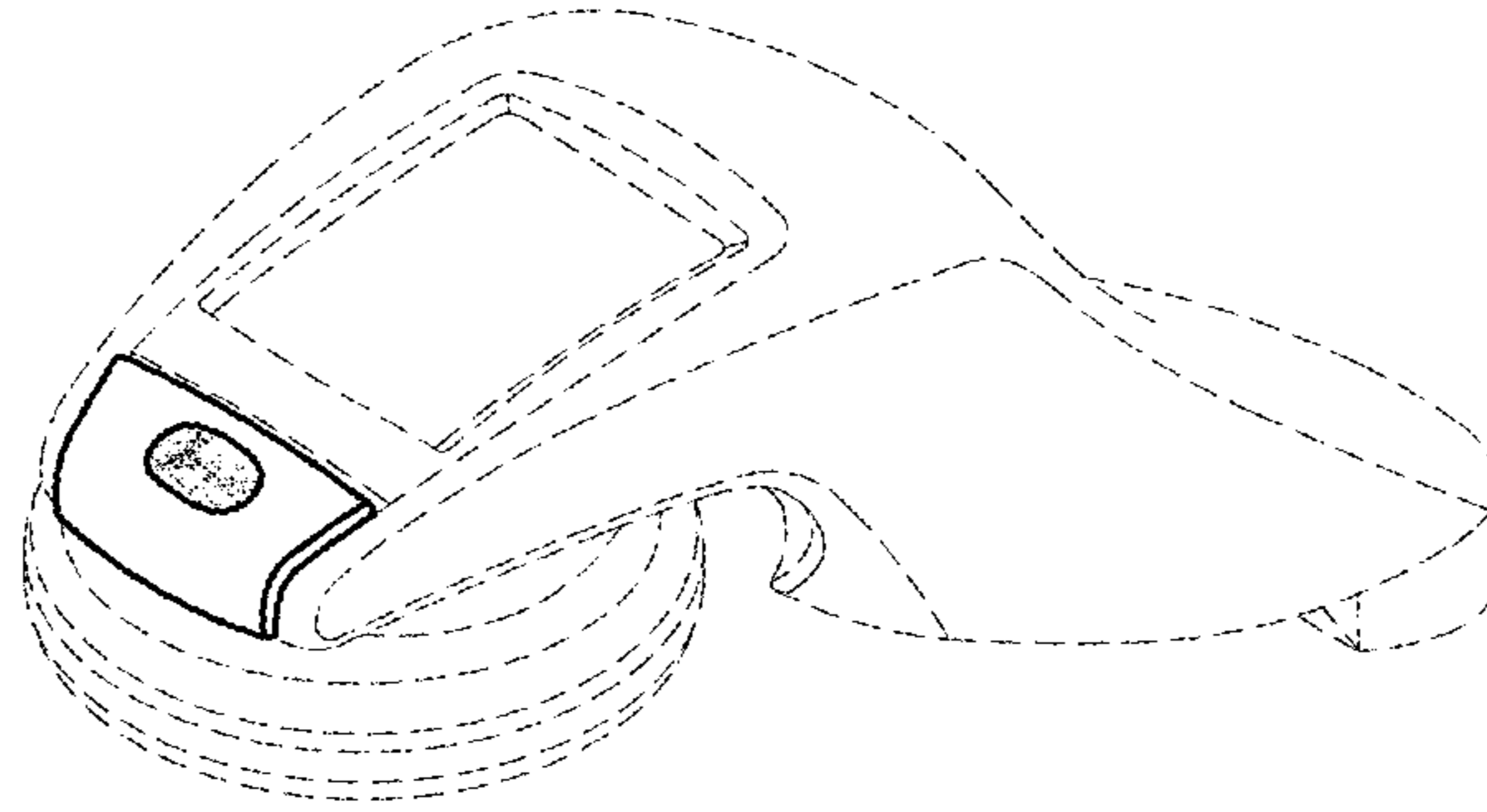


FIG - 8

