



US00D775019S

(12) **United States Design Patent** (10) **Patent No.:** **US D775,019 S**
Wheel (45) **Date of Patent:** **** Dec. 27, 2016**

(54) **VEHICLE HOOD**
(71) Applicant: **Jaguar Land Rover Limited**, Coventry (GB)
(72) Inventor: **Andrew Wheel**, Coventry (GB)
(73) Assignee: **Jaguar Land Rover Limited** (GB)
(**) Term: **14 Years**

(21) Appl. No.: **29/483,402**
(22) Filed: **Feb. 27, 2014**

(30) **Foreign Application Priority Data**
Aug. 28, 2013 (EM) 002298570
Aug. 28, 2013 (EM) 002298604

(51) **LOC (10) Cl.** **12-08**
(52) **U.S. Cl.**
USPC **D12/173**

(58) **Field of Classification Search**
USPC D12/173, 90-92, 93, 82, 86, 181, 196;
296/181.1, 181.5, 193.11; 180/69.2, 69.21
CPC B60R 21/34; B60R 21/38; B60R 2021/343;
B62D 25/10; B62D 25/105
See application file for complete search history.

(56) **References Cited**
U.S. PATENT DOCUMENTS
D386,457 S * 11/1997 Wittine D12/173
D555,553 S * 11/2007 Kaoud et al. D12/173
D580,323 S * 11/2008 Gueler et al. D12/173
D597,454 S * 8/2009 Wagner et al. D12/173
D627,281 S * 11/2010 Yoshida et al. D12/173
D638,752 S * 5/2011 Date et al. D12/91
D679,227 S * 4/2013 Schmeckpeper D12/173
D683,286 S * 5/2013 Fuchigami et al. D12/173

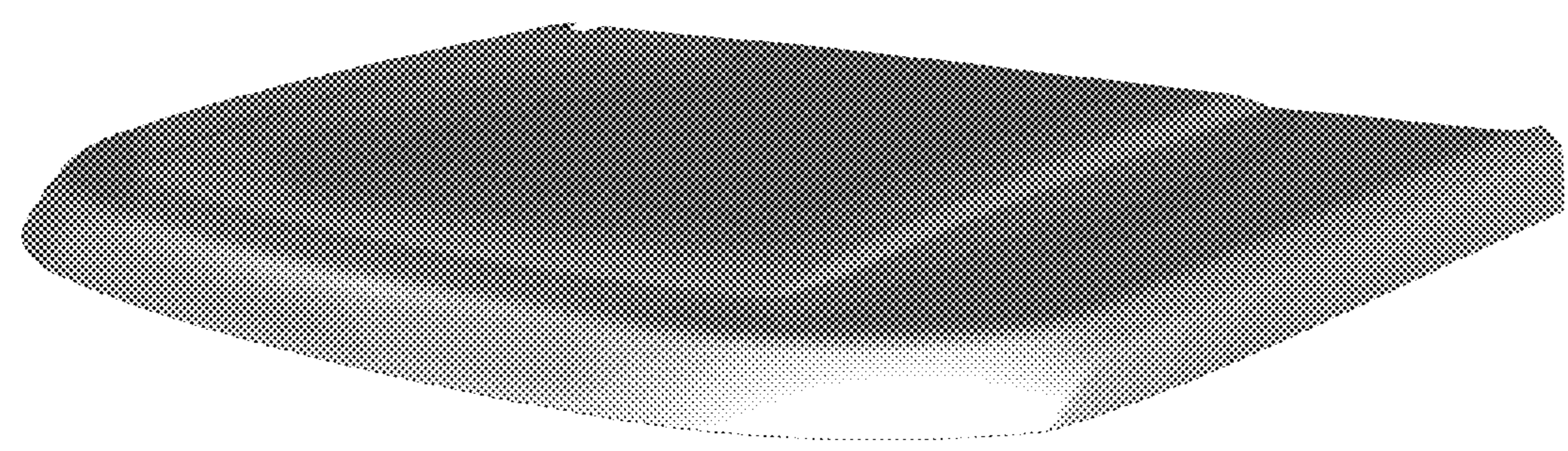
D684,093 S * 6/2013 Woolley et al. D12/91
D684,094 S * 6/2013 Le Grice et al. D12/91
D699,643 S * 2/2014 Chae D12/173
D709,005 S * 7/2014 Koizumi et al. D12/173
D709,412 S * 7/2014 Mays et al. D12/173
D710,269 S * 8/2014 O'Donnell et al. D12/173
D710,768 S * 8/2014 Ishizuka et al. D12/173
D712,323 S * 9/2014 Mays et al. D12/173
D718,683 S * 12/2014 Thole et al. D12/173
D718,684 S * 12/2014 Thole et al. D12/173
D718,686 S * 12/2014 Hammoud et al. D12/173
D721,307 S * 1/2015 Platto et al. D12/173

* cited by examiner
Primary Examiner — Eric Goodman
Assistant Examiner — Clese Moore, Jr.
(74) *Attorney, Agent, or Firm* — Fishman Stewart PLLC

(57) **CLAIM**
The ornamental design for a vehicle hood, as shown and described.

DESCRIPTION
FIG. 1 is a front perspective view of a vehicle hood;
FIG. 2 is a rear perspective view of a vehicle hood;
FIG. 3 is a front view of a vehicle hood;
FIG. 4 is a rear view of a vehicle hood;
FIG. 5 is a left side view of a vehicle hood;
FIG. 6 is a right side view of a vehicle hood;
FIG. 7 is a top view of a vehicle hood; and,
FIG. 8 is a front perspective view of the vehicle hood incorporated into an entire motor vehicle environment, wherein the motor vehicle environment being shown is not part of the claimed design.
The lighter half-tone portions shown in FIG. 8 illustrate environmental structure for the vehicle hood that forms no part of the claimed design.

1 Claim, 4 Drawing Sheets






FIG. 1

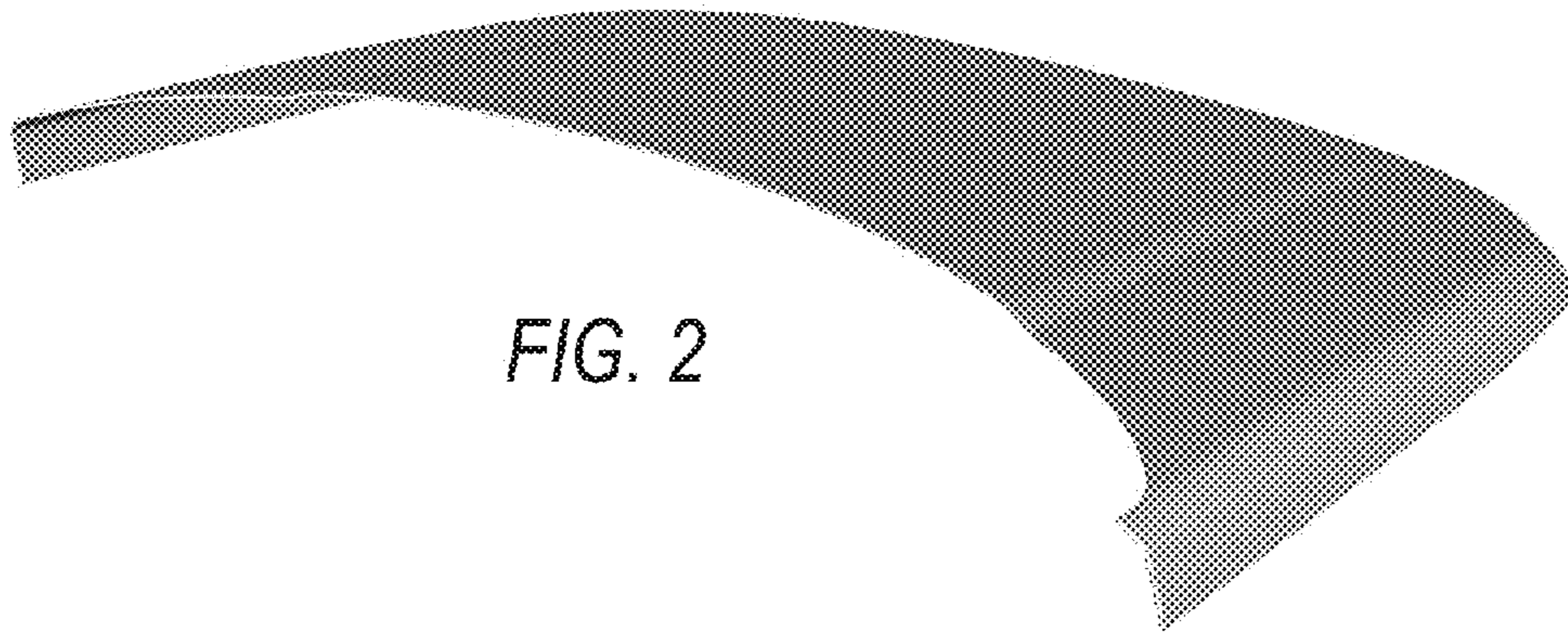


FIG. 2




FIG. 3

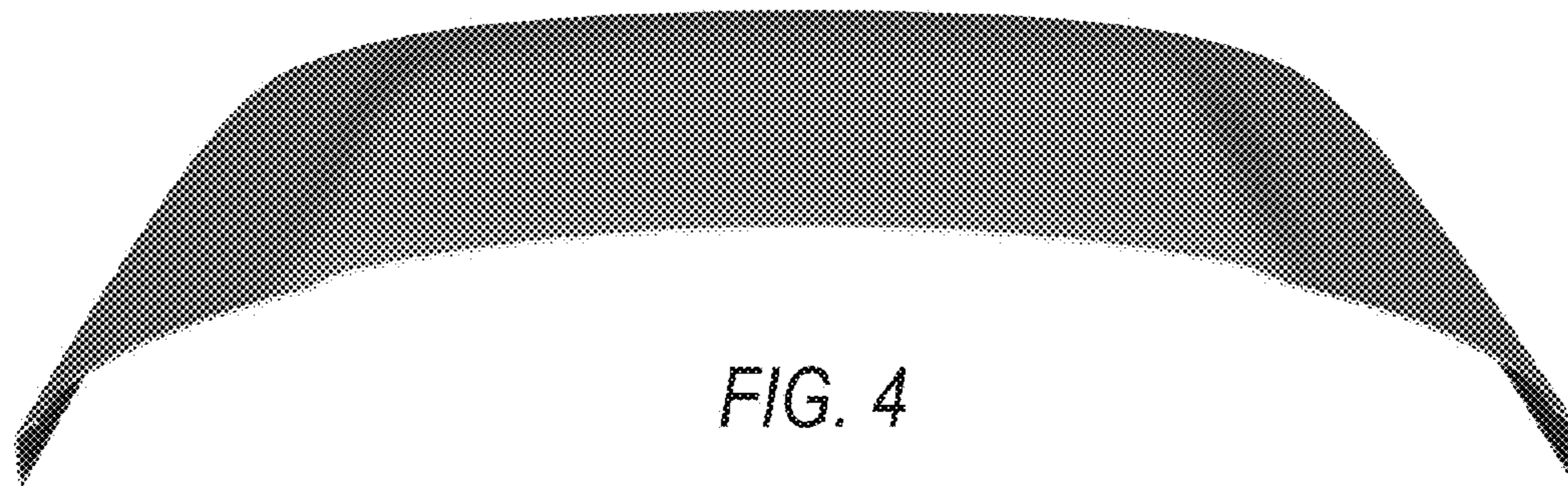


FIG. 4

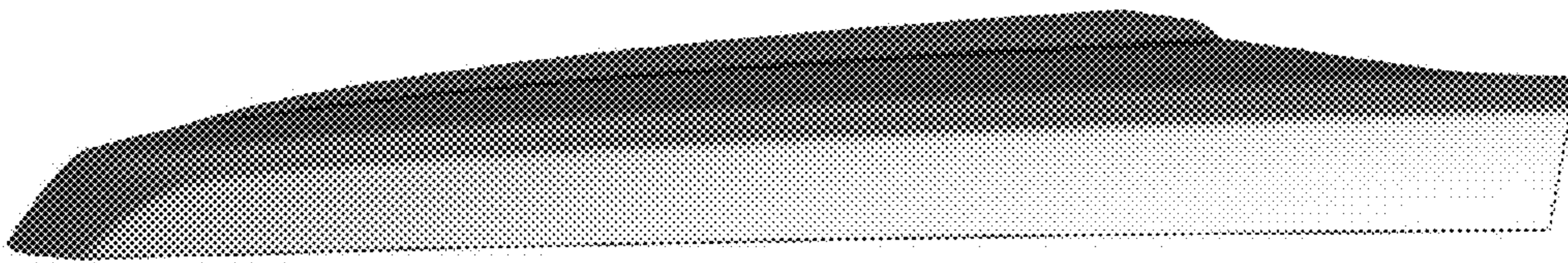


FIG. 5




FIG. 6




FIG. 7

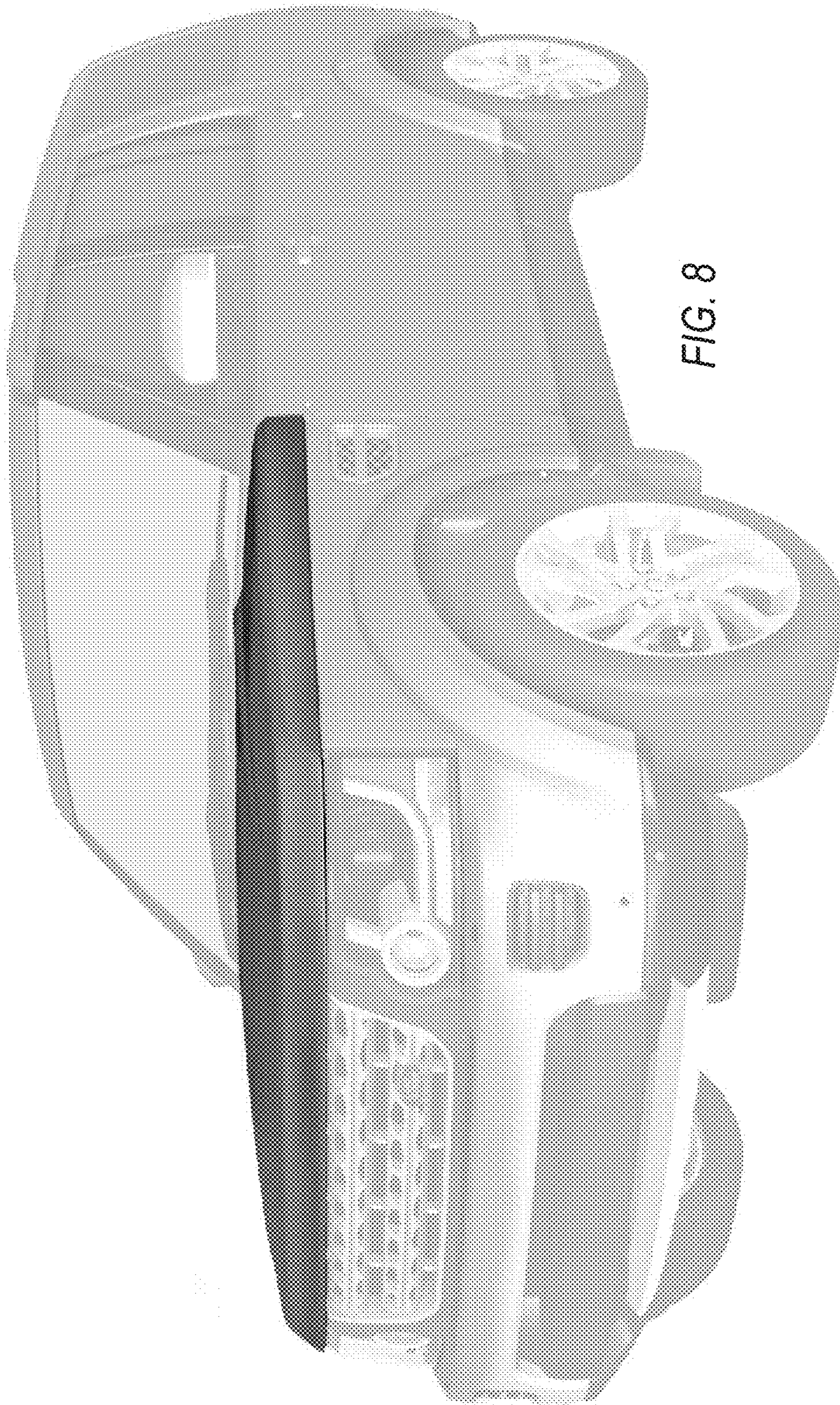


FIG. 8