



US00D775018S

(12) **United States Design Patent** (10) **Patent No.:** **US D775,018 S**
Frykholm (45) **Date of Patent:** **** Dec. 27, 2016**

(54) **BUMPER PART**
(71) Applicant: **Volvo Bussar AB**, Göteborg (SE)
(72) Inventor: **Dan Frykholm**, Göteborg (SE)
(73) Assignee: **Volvo Bussar AB**, Göteborg (SE)
(**) Term: **15 Years**

D422,542 S * 4/2000 Richter D12/167
D423,429 S * 4/2000 Hickman D12/169
D435,813 S * 1/2001 Johnson D12/167
D473,498 S * 4/2003 Breckner D12/167
D645,799 S * 9/2011 Beigel D12/169
D694,678 S * 12/2013 Campbell D12/169
D694,679 S * 12/2013 Campbell D12/169
D694,681 S * 12/2013 Campbell D12/169

(21) Appl. No.: **29/532,812**
(22) Filed: **Jul. 10, 2015**

FOREIGN PATENT DOCUMENTS

EM 000810155-0003 11/2007
EM 000831078-0001 11/2007
EM 000870613-0001 2/2008

(Continued)

(30) **Foreign Application Priority Data**

Jan. 29, 2015 (EM) 002623058-0004

(51) **LOC (10) Cl.** **12-16**
(52) **U.S. Cl.**
USPC **D12/172; D12/169**

(58) **Field of Classification Search**
USPC D12/86, 90, 91, 92, 163, 164, 169, 171,
D12/196, 216; 180/68.4, 68.6; 293/102,
293/112, 113, 115, 117, 120; 296/180.1,
180.2
CPC B60R 19/02; B60R 19/18; B60R 19/24;
B60R 19/56; B60R 2019/007
See application file for complete search history.

OTHER PUBLICATIONS

“Cascadia Corner bumper left.” Truck & Shop., Apr. 8, 2015 [online], [retrieved on Aug. 4, 2016]. Retrieved from the Internet <URL: <http://truckandshop.com/bumper/27-cascadia-corner-bumper-left.html>>.*

(Continued)

Primary Examiner — Darlington Ly
(74) *Attorney, Agent, or Firm* — Tucker Ellis LLP

(56) **References Cited**


U.S. PATENT DOCUMENTS

D238,570 S * 1/1976 Vota et al. 293/120
4,043,579 A * 8/1977 Meyer B60R 19/44
24/293
D247,745 S * 4/1978 Tixier D12/172
D280,399 S * 9/1985 Wilsgaard D12/172
D281,152 S * 10/1985 Luthe D12/167
D281,873 S * 12/1985 Milton D12/172
D295,845 S * 5/1988 Soma D12/172
D304,569 S * 11/1989 Brunger D12/172
D316,698 S * 5/1991 Hensley D12/172
D422,541 S * 4/2000 Richter D12/167

DESCRIPTION

FIG. 1 is a perspective view of a bumper part showing my new design.
FIG. 2 is a front view thereof.
FIG. 3 is a rear view thereof.
FIG. 4 is a left side view thereof.
FIG. 5 is a right side view thereof.
FIG. 6 is a top view thereof; and,
FIG. 7 is a bottom view thereof.

1 Claim, 7 Drawing Sheets



(56)

References Cited

FOREIGN PATENT DOCUMENTS

EM 000870613-0002 2/2008

OTHER PUBLICATIONS

“Corner Bumper Bar 60 | Volvo FH4.” Acitoinox Truck Parts., Apr. 30, 2015 [online], [retrieved on Aug. 4, 2016]. Retrieved from the Internet <URL: <http://www.acitoinox.com/en/truck-parts-stainless-steel/search-for-brand/volvo/fh4/barra-paraurti-60-7c-volvo-fh-4-detail.html>>.*

“Cascadia Bumper Corner Outer With Hole .” Ameri Truck Parts., Jun. 8, 2015 [online], [retrieved on Aug. 4, 2016]. Retrieved from the Internet <URL: <http://www.catalogmachine.com/ameri/show-room#!/cascadia/FR-038-C>>.*

Image of Rear Bumper Corner Detailed View of EU Community Design Nos. EM 000870613-0001 and EM 00870613-0002, Feb. 25, 2008, 1 page.

Image of Commercial product introduced to the market in Mexico, 2012, 1 page.

Images of Commercial product introduced to the market in the European Union, 2013, 1 page.

* cited by examiner




FIG. 1



FIG. 2




FIG. 3




FIG. 4




FIG. 5

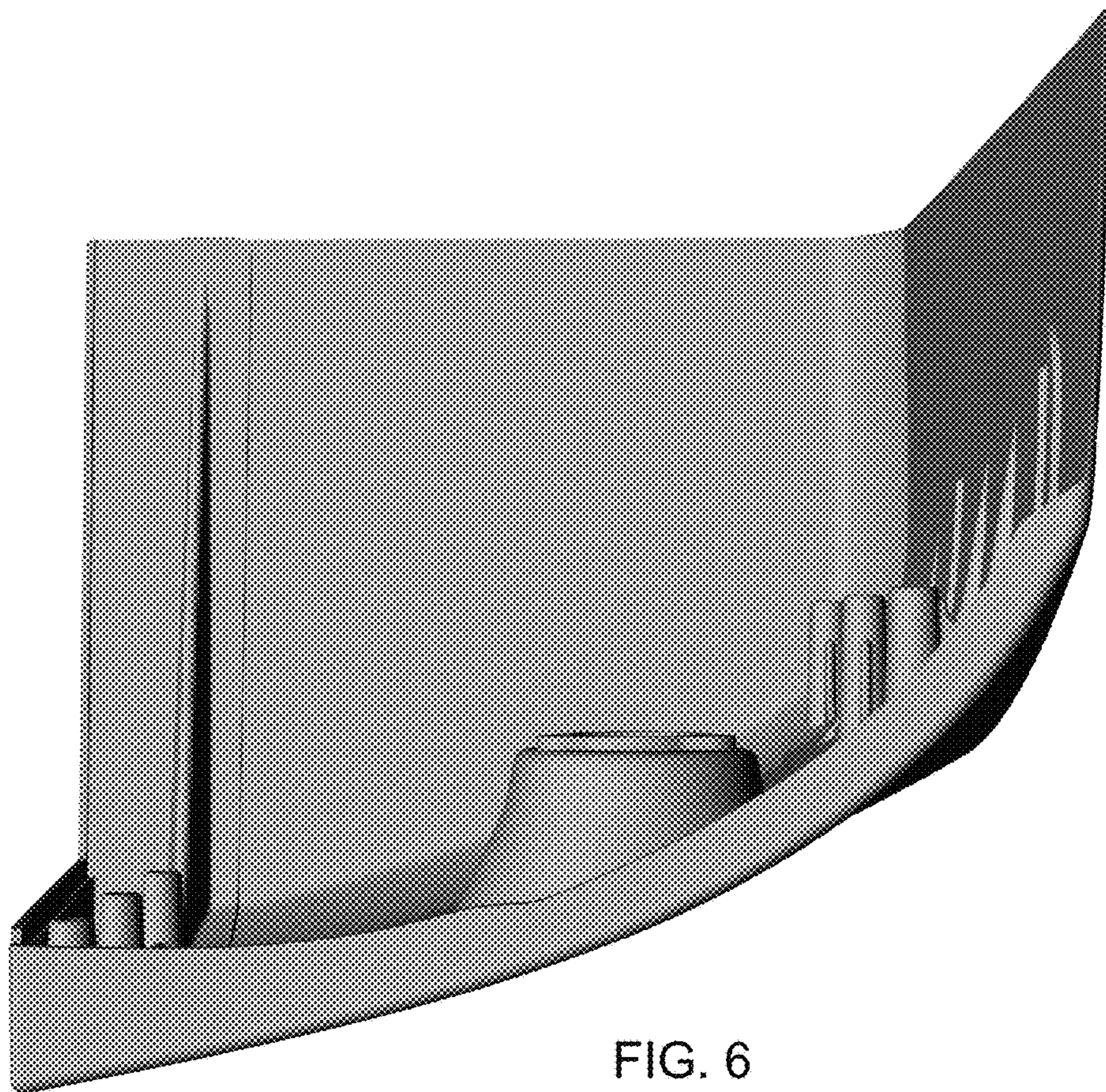


FIG. 6




FIG. 7