



US00D775010S

(12) **United States Design Patent**  
**Kim et al.**

(10) **Patent No.:** **US D775,010 S**

(45) **Date of Patent:** **\*\* Dec. 27, 2016**

- (54) **VEHICLE FRONT FASCIA**
- (71) Applicant: **GM GLOBAL TECHNOLOGY OPERATIONS LLC**, Detroit, MI (US)
- (72) Inventors: **Jeasoo Kim**, Troy, MI (US); **Phillip A. Zak, Jr.**, West Bloomfield, MI (US)
- (73) Assignee: **GM Global Technology Operations LLC**, Detroit, MI (US)

D703,117 S *	4/2014	Osborne	.....	D12/169
D708,997 S *	7/2014	Koizumi	.....	D12/169
D712,801 S *	9/2014	Kobayashi	.....	D12/169
D717,219 S *	11/2014	Murakawa	.....	D12/169
D717,703 S *	11/2014	Munson	.....	D12/169
D727,225 S *	4/2015	Rupar	.....	D12/169
D731,369 S *	6/2015	Duff	.....	D12/169
D733,624 S *	7/2015	Morikawa	.....	D12/169
D740,186 S *	10/2015	Gunnarson	.....	D12/169
D744,914 S *	12/2015	Loeb	.....	D12/169
D749,473 S *	2/2016	Lee	.....	D12/169
2009/0243315 A1 *	10/2009	Goldsberry	.....	B60R 19/18 293/155

(\*\*) Term: **14 Years**

(21) Appl. No.: **29/525,856**

(22) Filed: **May 4, 2015**

(51) **LOC (10) Cl.** ..... **12-16**

(52) **U.S. Cl.**  
USPC ..... **D12/169**

(58) **Field of Classification Search**  
USPC ..... D12/86, 90, 91, 92, 163, 164, 169, 171,  
D12/196, 216; 180/68.4, 68.6; 293/102,  
293/112, 113, 115, 117, 120; 296/180.1,  
296/180.2  
CPC ..... B60R 19/02; B60R 19/18; B60R 19/24;  
B60R 19/56; B60R 2019/007  
See application file for complete search history.

(56) **References Cited**

**U.S. PATENT DOCUMENTS**

- D692,798 S 11/2013 Thurber
- D701,152 S \* 3/2014 Saracoglu ..... D12/169

\* cited by examiner

*Primary Examiner* — Darlington Ly

(74) *Attorney, Agent, or Firm* — Reising Ethington P.C.

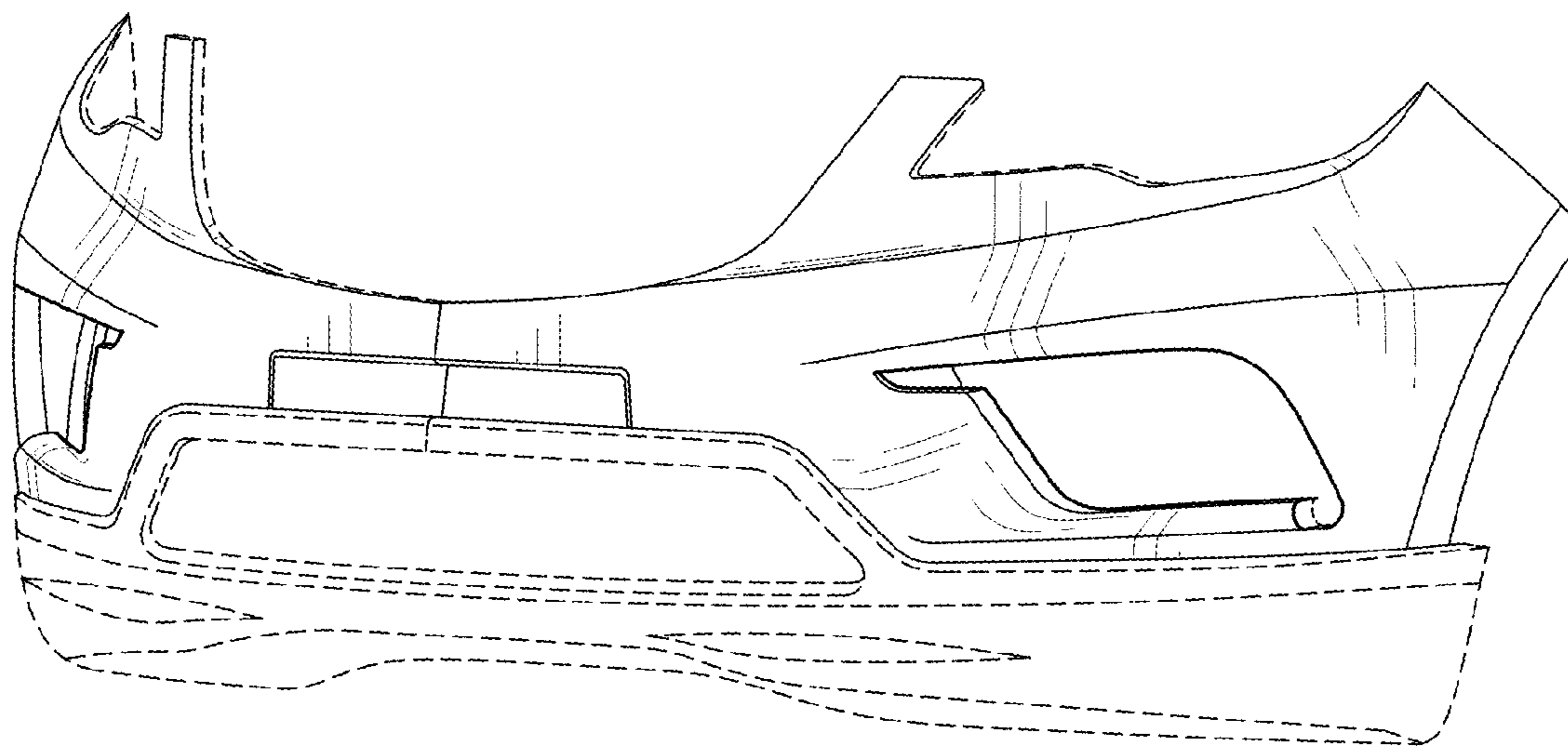
(57) **CLAIM**

The ornamental design for a vehicle front fascia, as shown and described.

**DESCRIPTION**

FIG. 1 is a front view of the vehicle front fascia; FIG. 2 is a left side elevation view thereof, wherein the right side elevation view is a mirror image; FIG. 3 is a top plan view thereof; and, FIG. 4 is a perspective view thereof. The broken lines shown in the drawings illustrate portions of the vehicle front fascia that form no part of the claimed design.

**1 Claim, 2 Drawing Sheets**



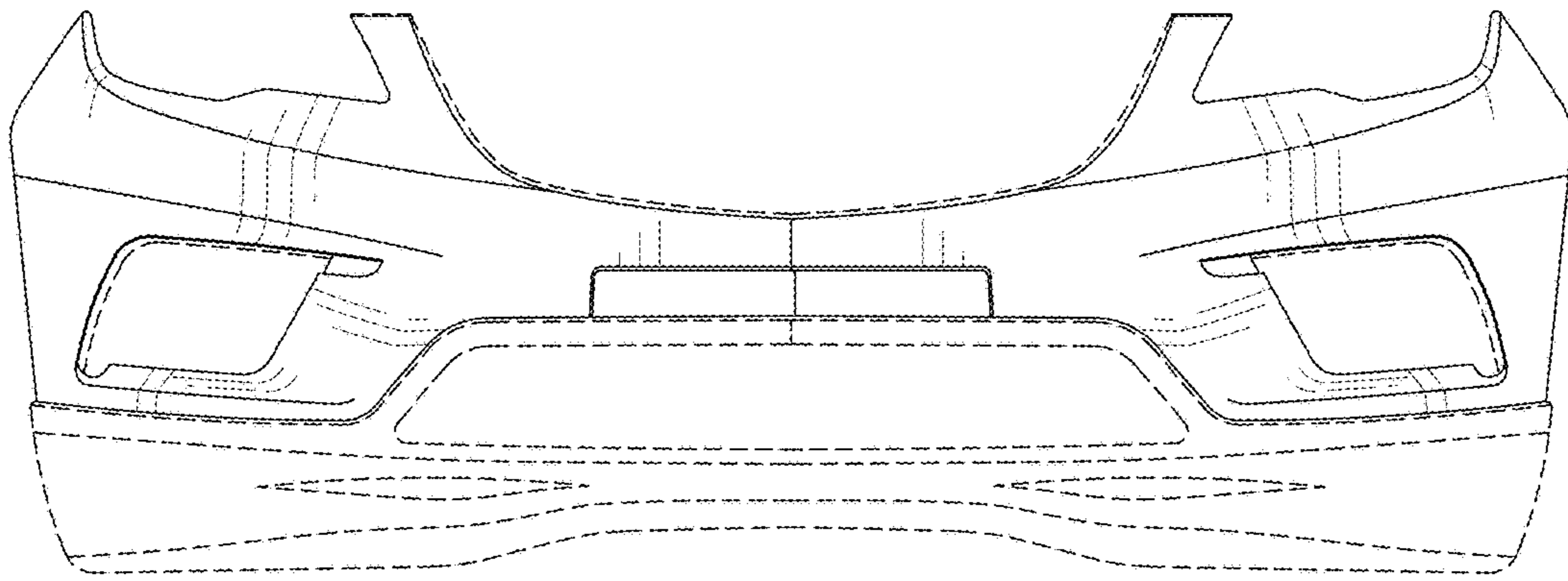


Fig-1

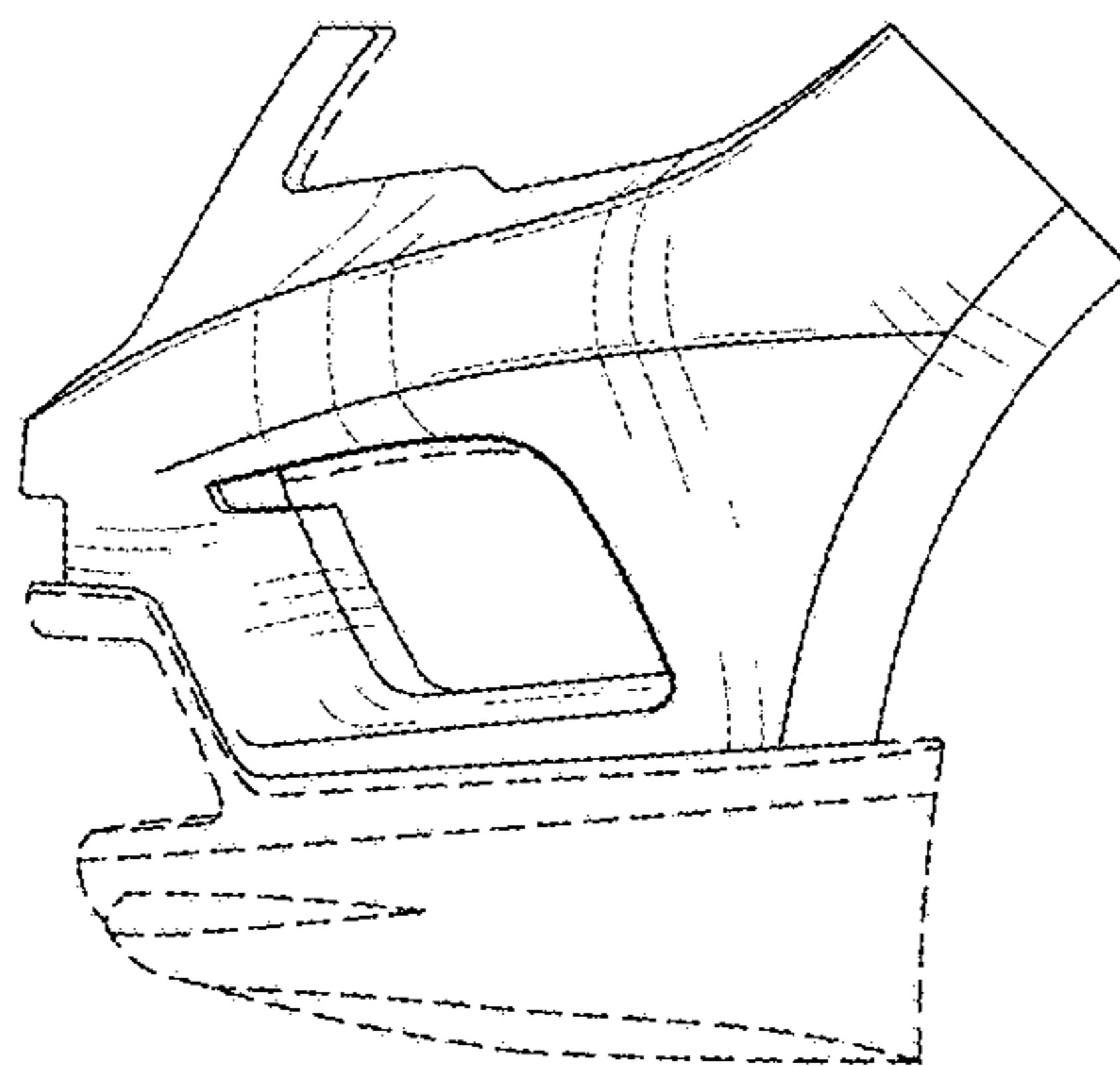


Fig-2

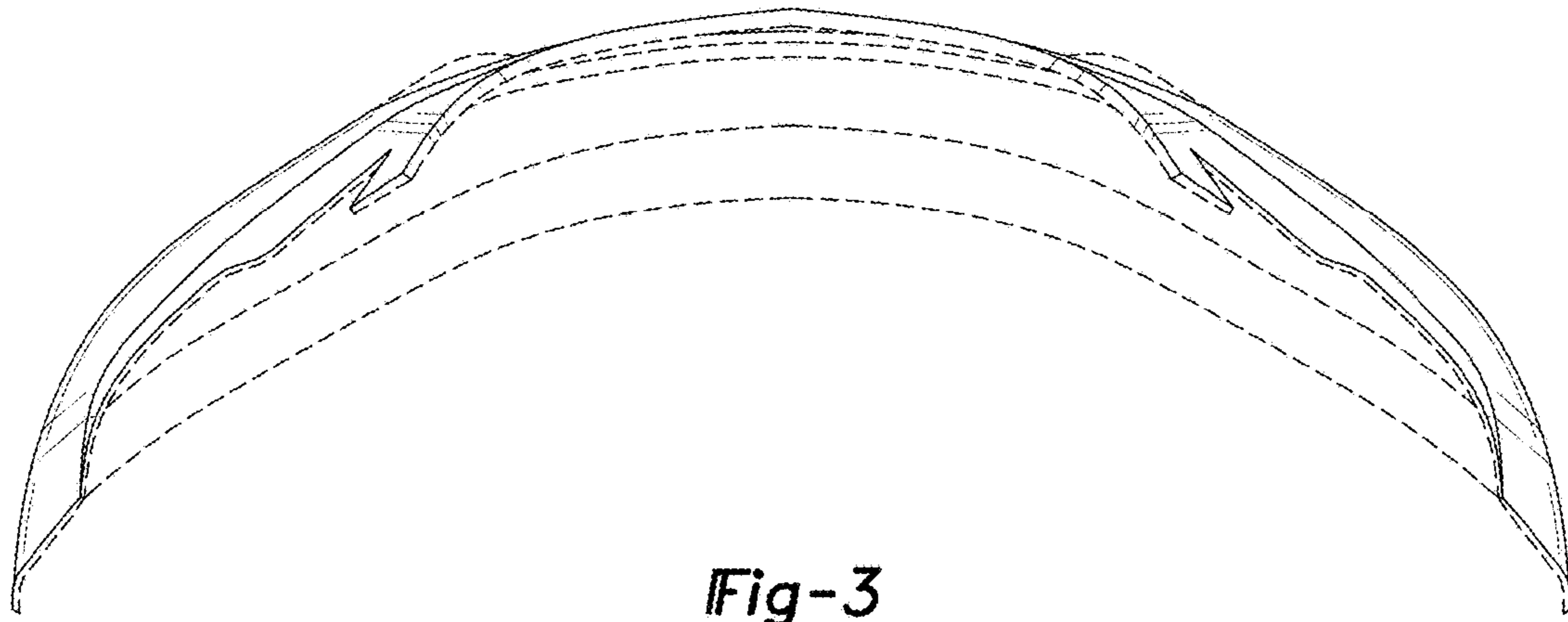


Fig-3

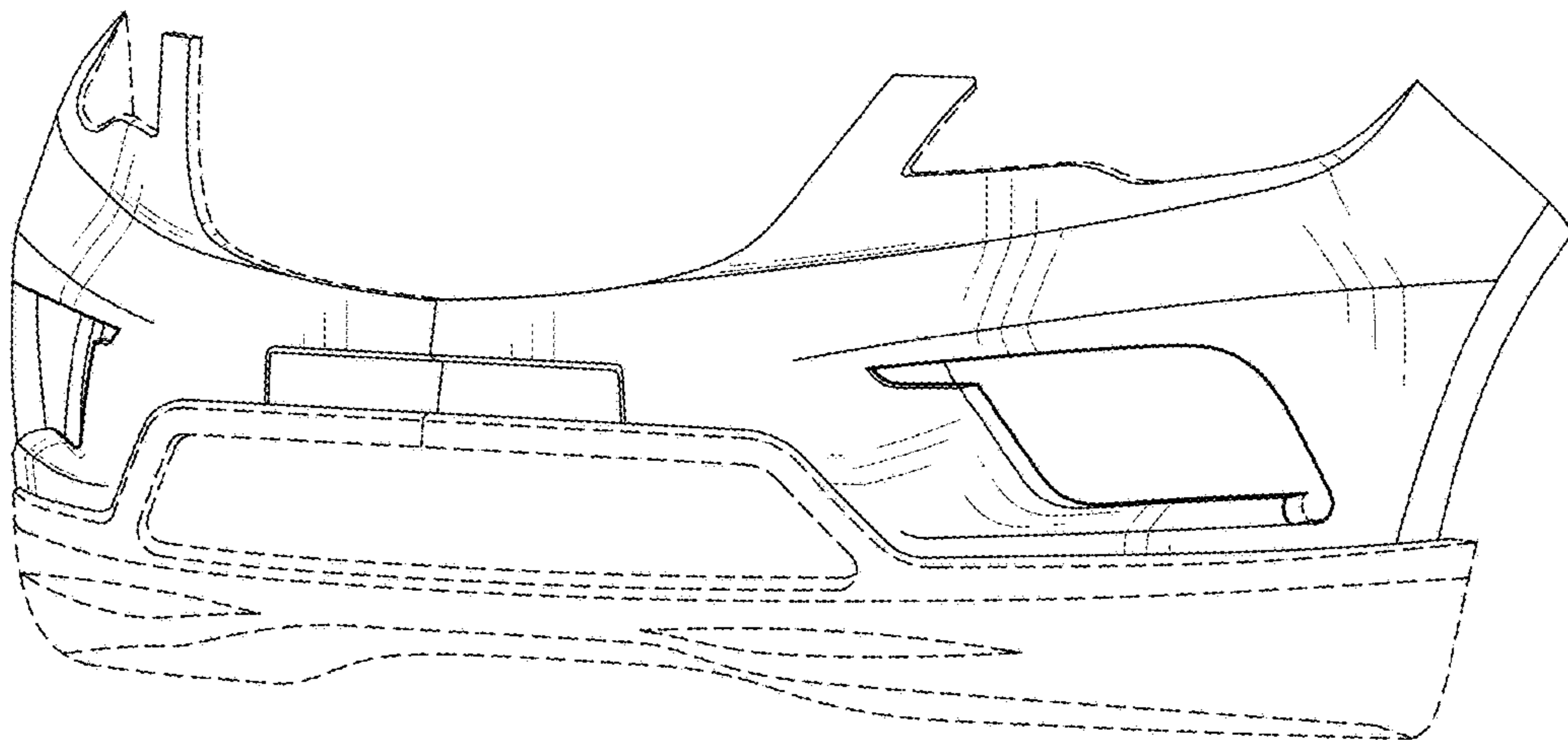


Fig-4