



US00D775007S

(12) **United States Design Patent** (10) **Patent No.:** **US D775,007 S**
Thole et al. (45) **Date of Patent:** **** Dec. 27, 2016**

(54) **VEHICLE FRONT FASCIA**
(71) Applicant: **GM GLOBAL TECHNOLOGY OPERATIONS LLC**, Detroit, MI (US)
(72) Inventors: **Louis D. Thole**, Grosse Pointe Park, MI (US); **Tyler L. H. Moffett**, Detroit, MI (US); **Warrack N. Leach**, Brunswick East (AU)

D565,482 S * 4/2008 Abe D12/169
D578,446 S * 10/2008 Deane D12/169
D579,830 S * 11/2008 Ishii D12/169
7,481,487 B2 * 1/2009 Lau et al. 296/193.1
D586,709 S * 2/2009 Saridakis et al. D12/169
D609,143 S * 2/2010 Krugger et al. D12/169
D616,343 S * 5/2010 Fukui et al. D12/169
7,726,428 B2 * 6/2010 Kowalski 180/68.6
7,988,225 B2 * 8/2011 Goldsberry 296/193.09

(73) Assignee: **GM Global Technology Operations LLC**, Detroit, MI (US)
(**) Term: **14 Years**

FOREIGN PATENT DOCUMENTS

EP 1736381 A1 * 12/2006 B60R 19/18
JP 2012158329 A * 8/2012 B60R 19/18

(21) Appl. No.: **29/466,631**
(22) Filed: **Sep. 10, 2013**
(51) **LOC (10) Cl.** **12-16**
(52) **U.S. Cl.**
USPC **D12/169**
(58) **Field of Classification Search**
USPC D12/86, 90, 91, 92, 163, 164, 169, 171, D12/196, 216; 180/68.4, 68.6; 293/102, 293/112, 113, 115, 117, 120; 296/180.1, 296/180.2
CPC B60K 11/08; B60R 13/005; B60R 19/18; B60R 19/48; B60R 19/52; B60R 2019/486; B60R 2019/505; B60R 2019/525; B60R 2019/527; B60R 2019/1886; B62D 25/084; B29C 45/0081; B29C 2031/738; B29C 2045/0093
See application file for complete search history.

OTHER PUBLICATIONS

“GM Reveals All-New 2015 Chevrolet Tahoe and Suburban.” Automotive Fleet., Sep. 12, 2013 [online], [retrieved on Mar. 3, 2014]. Retrieved from the Internet <URL: <http://www.automotive-fleet.com/channel/vehicle-research/news/story/2013/09/gm-reveals-all-new-2015-chevrolet-tahoe-and-suburban.aspx>>.*

* cited by examiner

Primary Examiner — Darlington Ly
(74) *Attorney, Agent, or Firm* — Reising Ethington P.C.

(57) **CLAIM**

We claim the ornamental design for a vehicle front fascia, as shown and described.

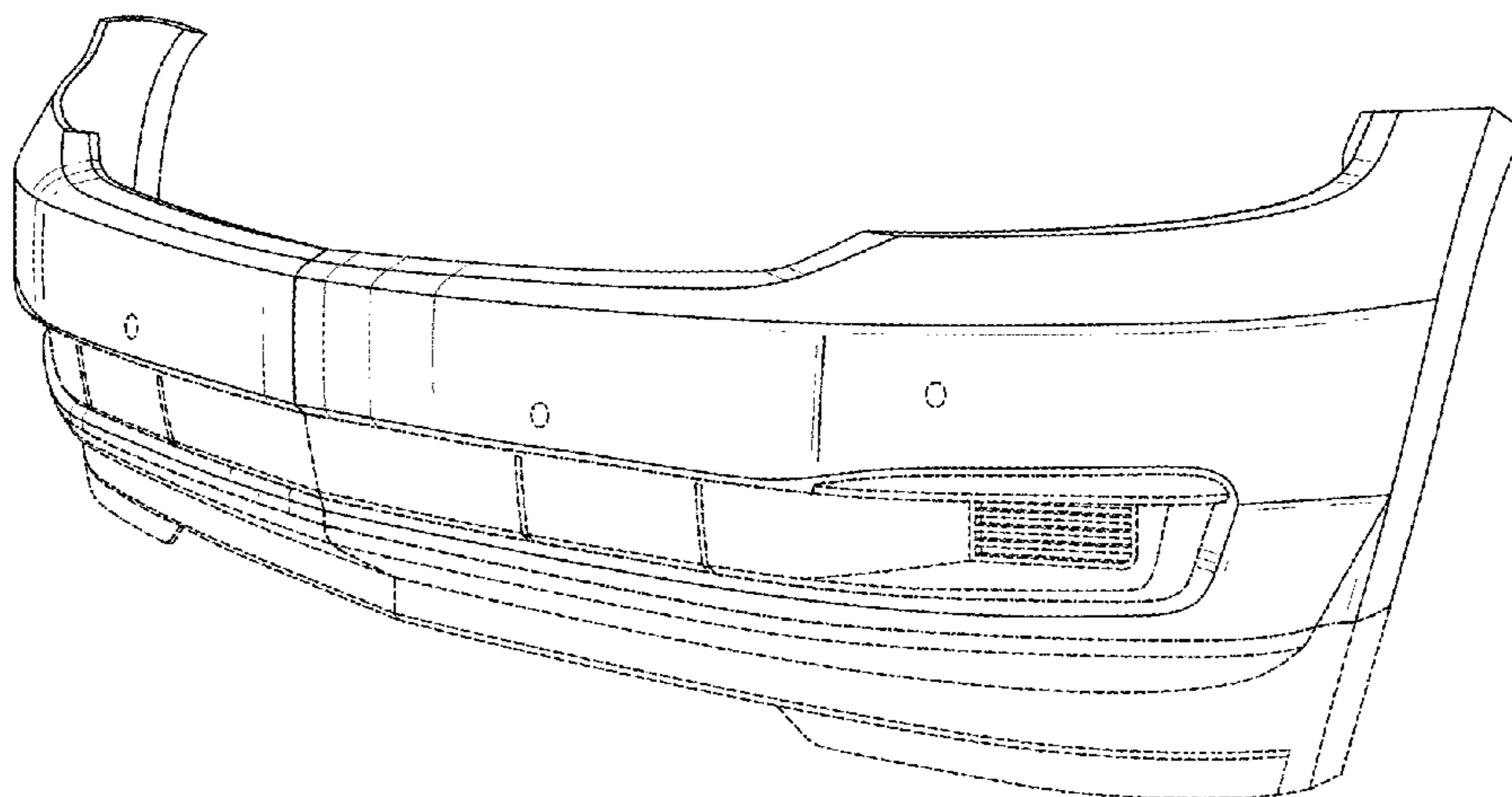
DESCRIPTION

FIG. 1 is a perspective view of a vehicle front fascia; FIG. 2 is top plan view thereof; and, FIG. 3 is a front elevation view thereof. The right side view of the vehicle front fascia is omitted because the right side view is identical to the left side view. In particular, the dash-dash-dot (—·) broken lines demarcate the boundaries of the portions of the vehicle front fascia that form no part of the claimed design.

1 Claim, 1 Drawing Sheet

(56) **References Cited**
U.S. PATENT DOCUMENTS

D462,640 S * 9/2002 Sakae D12/169
D484,443 S * 12/2003 Hattori D12/169
D488,749 S * 4/2004 Ikuma et al. D12/169
D543,912 S * 6/2007 Kato et al. D12/169



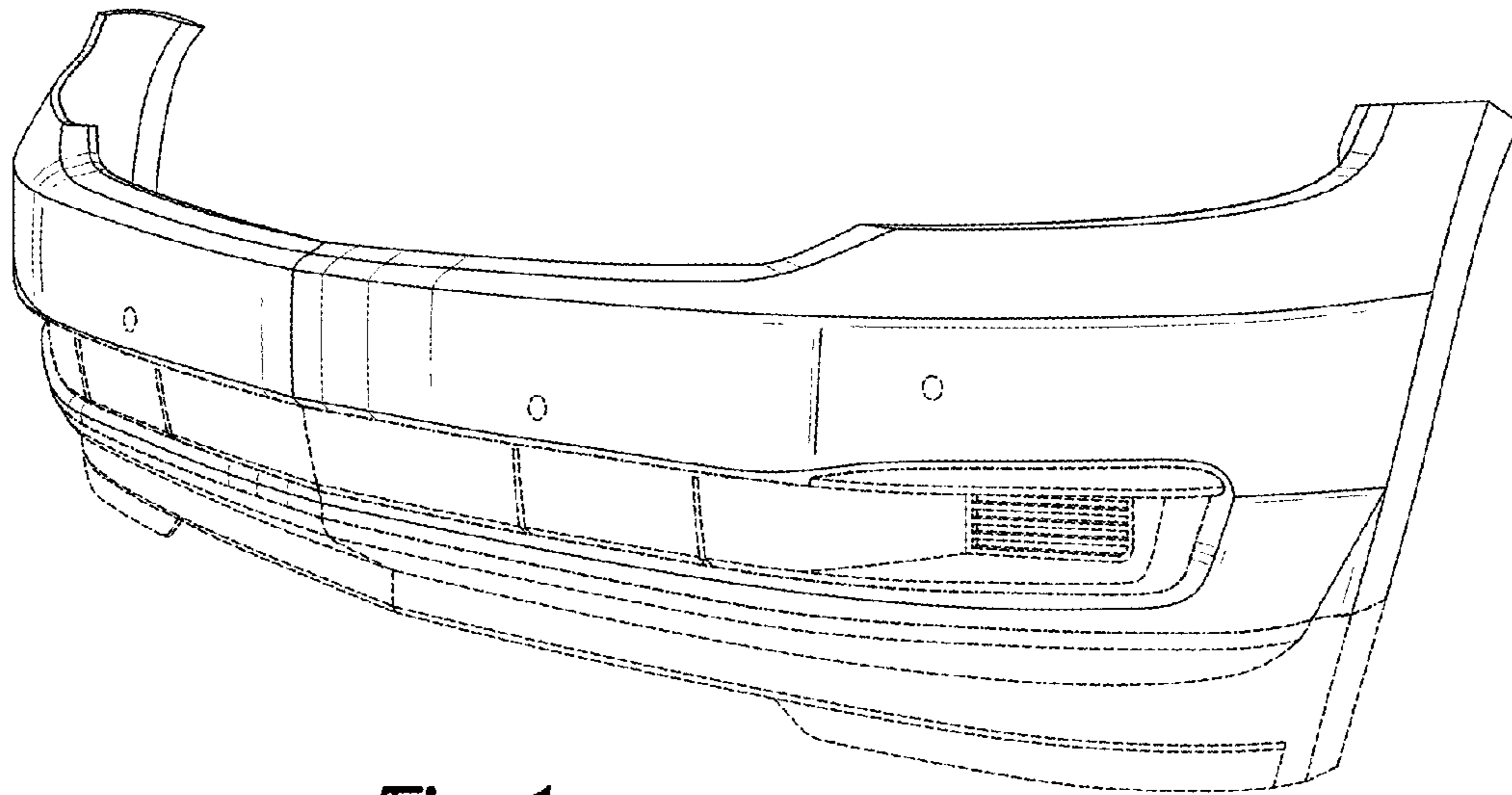


Fig-1

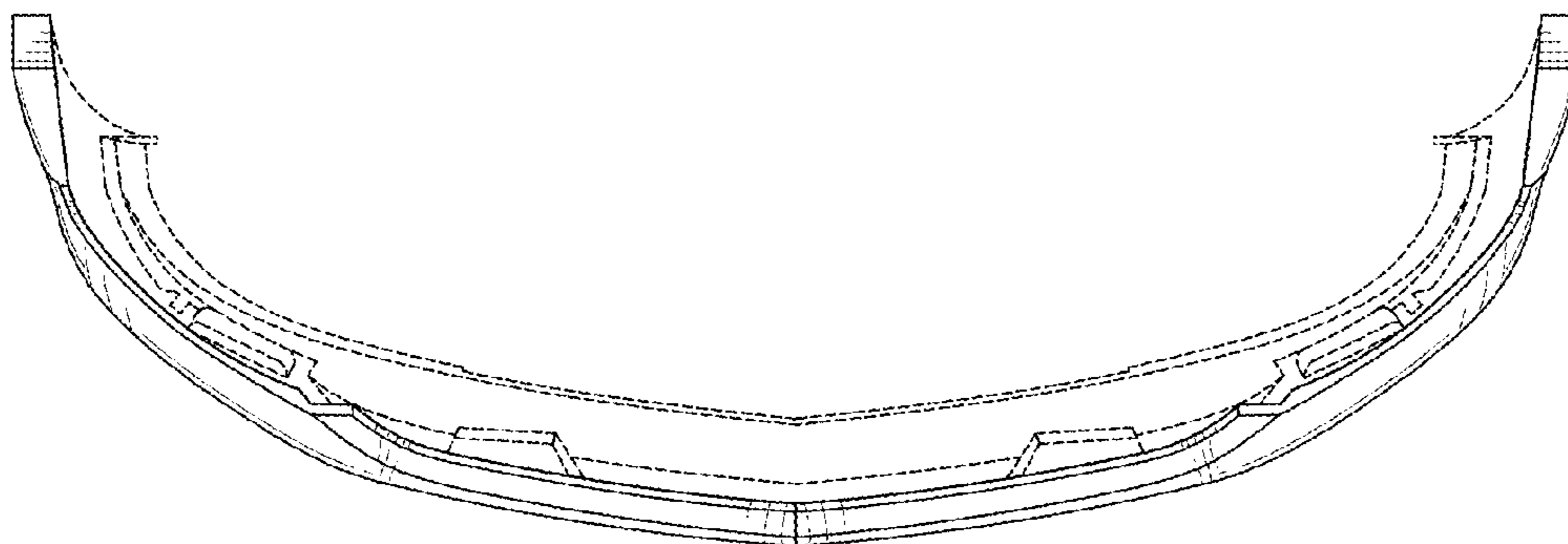


Fig-2

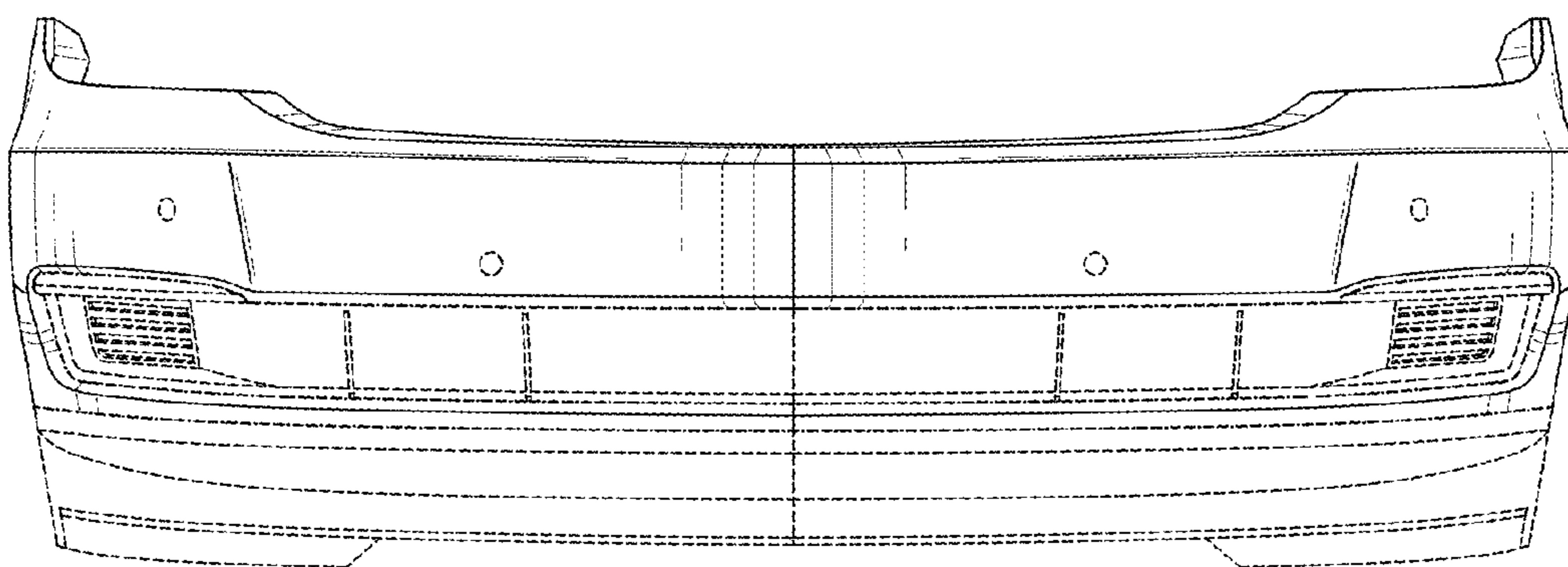


Fig-3