



US00D775004S

(12) **United States Design Patent** (10) **Patent No.:** **US D775,004 S**
Fukui et al. (45) **Date of Patent:** **** Dec. 27, 2016**

(54) **MOTOR VEHICLE**

D691,524 S * 10/2013 Suga D12/164
D706,169 S * 6/2014 Suga D12/91
D733,012 S * 6/2015 Kim D12/164

(71) Applicants: **Hirofumi Fukui**, Nagoya (JP);
Manabu Kojima, Anjo (JP); **Nobuyuki Tomatsu**, Nagoya (JP); **Taketoshi Aoki**, Nagoya (JP)

OTHER PUBLICATIONS

Toyota, Lexus GX, <http://www.netcarshow.com/lexus/2014-gx_460>, available at least as early as Dec. 1, 2014.
Nissan, Infiniti JX, <<http://www.netcarshow.com/infiniti/2013/jx>>, available at least as early as Dec. 1, 2014.

(72) Inventors: **Hirofumi Fukui**, Nagoya (JP);
Manabu Kojima, Anjo (JP); **Nobuyuki Tomatsu**, Nagoya (JP); **Taketoshi Aoki**, Nagoya (JP)

* cited by examiner

(73) Assignee: **Toyota Jidosha Kabushiki Kaisha** (JP)

Primary Examiner — Melody N Brown
(74) *Attorney, Agent, or Firm* — Saidman DesignLaw Group, LLC

(**) Term: **15 Years**

(21) Appl. No.: **29/528,314**

(57) **CLAIM**

The ornamental design for a motor vehicle, as shown and described.

(22) Filed: **May 28, 2015**

(51) **LOC (10) Cl.** **12-16**

(52) **U.S. Cl.**

USPC **D12/164**

(58) **Field of Classification Search**

USPC D12/86, 90-92, 164; D21/421, 433, 434;
296/181.1, 181.5

CPC B62D 35/00; B62D 25/00; B62D 25/06;
B62D 25/08; B62D 33/00

See application file for complete search history.

DESCRIPTION

FIG. 1 is a front right side perspective view of a motor vehicle showing our new design;
FIG. 2 is a front left side perspective view thereof;
FIG. 3 is a rear right side perspective view thereof;
FIG. 4 is a rear left side perspective view thereof;
FIG. 5 is a front view thereof;
FIG. 6 is a rear view thereof;
FIG. 7 is a right side view thereof;
FIG. 8 is a left side view thereof; and,
FIG. 9 is a top view thereof.


The claimed design is indicated by the relatively dark portions in the figures. The relatively light portions form no part of the claimed design.

(56) **References Cited**

U.S. PATENT DOCUMENTS

D602,821 S * 10/2009 Tada D12/164
D669,401 S * 10/2012 Matsumoto D12/164
D679,635 S * 4/2013 Sugimoto D12/164
D685,698 S * 7/2013 Takei D12/164

1 Claim, 5 Drawing Sheets






Fig. 1




Fig. 2




Fig. 3




Fig. 4




Fig. 5




Fig. 6

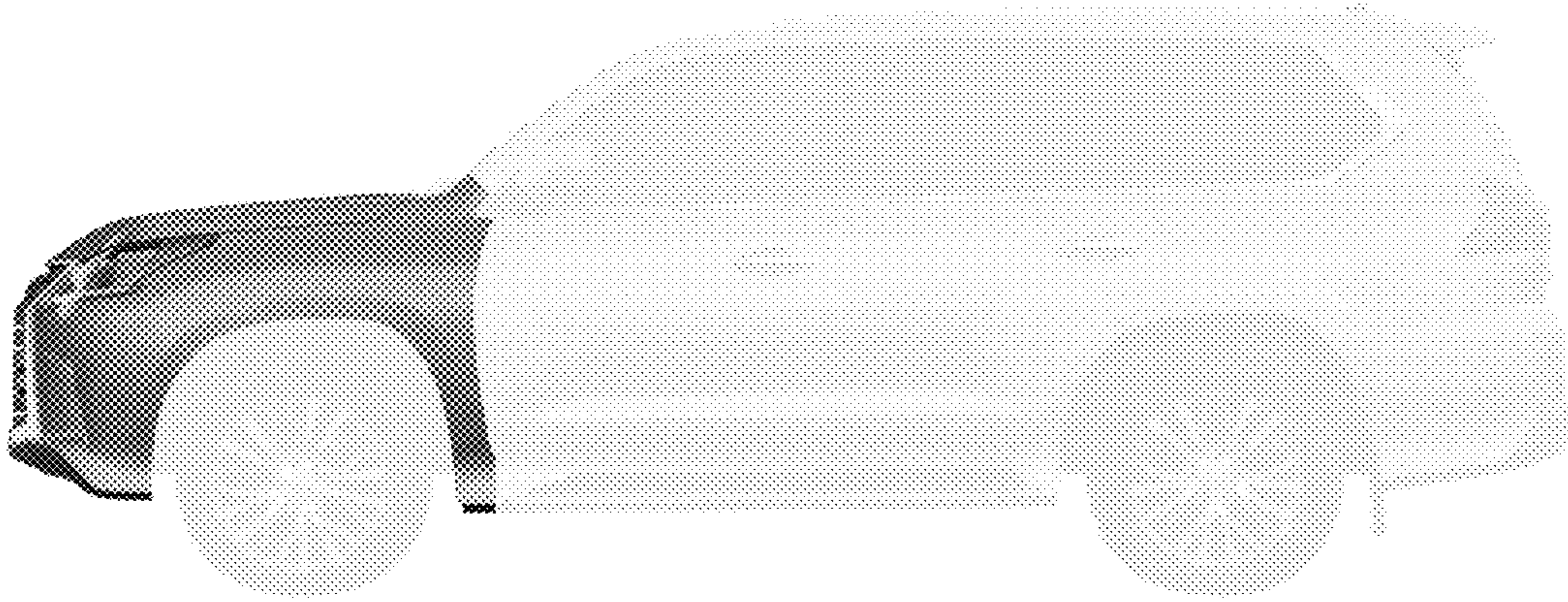


Fig. 7

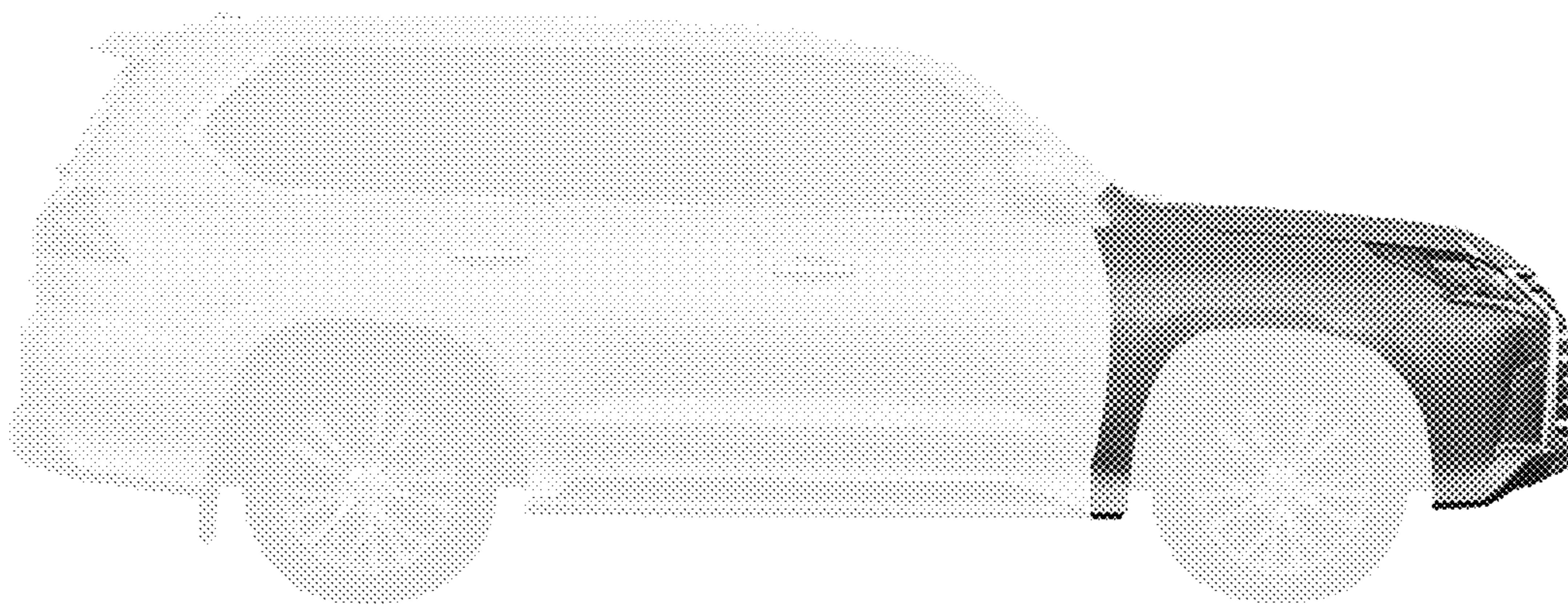


Fig. 8




Fig. 9