



US00D774988S

(12) **United States Design Patent** (10) **Patent No.:** **US D774,988 S**
Fujitake et al. (45) **Date of Patent:** **** Dec. 27, 2016**

(54) **MOTORCYCLE OR MOTORCYCLE REPLICA**

(71) Applicant: **HONDA MOTOR CO., LTD.**, Tokyo (JP)

(72) Inventors: **Kanae Fujitake**, Wako (JP); **Yoshihiro Takanashi**, Wako (JP)

(73) Assignee: **HONDA MOTOR CO., LTD.**, Tokyo (JP)

(**) Term: **14 Years**

(21) Appl. No.: **29/511,039**

(22) Filed: **Dec. 5, 2014**

(30) **Foreign Application Priority Data**

Jun. 9, 2014 (JP) 2014-012400

(51) **LOC (10) Cl.** **12-11**

(52) **U.S. Cl.**
USPC **D12/126**

(58) **Field of Classification Search**
USPC D12/182, 184, 186, 110, 114, 126;
180/219, 220, 225, 229; 296/78.1, 187.12,
296/193.01, 193.02, 193.05; 280/152.1,
280/304.3, 852

CPC B62J 6/02; B62J 17/00; B62J 25/00
See application file for complete search history.

(56) **References Cited**

U.S. PATENT DOCUMENTS

D540,719 S * 4/2007 Tako D12/126
D580,325 S * 11/2008 Sawabe D12/126
D596,536 S * 7/2009 Katagiri D12/126
D660,203 S * 5/2012 Yamazaki D12/126
D662,857 S 7/2012 Petersson et al.

D662,858 S 7/2012 Yamazaki et al.
D662,859 S 7/2012 Matsuoka et al.
D694,157 S * 11/2013 Katagiri D12/126
D695,157 S * 12/2013 Tsukui D12/126
D711,289 S * 8/2014 Yaffe D12/114
D711,290 S * 8/2014 Akita D12/114
D712,794 S * 9/2014 Katagiri D12/114
D726,594 S * 4/2015 Nishimoto D12/114
D730,249 S * 5/2015 Ishiguri D12/110
D733,010 S * 6/2015 Tako D12/126
D736,680 S * 8/2015 Nishimoto D12/126
2010/0181132 A1* 7/2010 Inose B62J 17/02
180/229
2010/0181133 A1* 7/2010 Mitomi B60K 13/02
180/229
2014/0084623 A1* 3/2014 Miyamoto B62J 25/00
296/180.1

* cited by examiner

Primary Examiner — Darlington Ly

(74) *Attorney, Agent, or Firm* — Birch, Stewart, Kolasch & Birch, LLP


(57) **CLAIM**

The ornamental design for a motorcycle or motorcycle replica, as shown and described.

DESCRIPTION

FIG. 1 is a right side elevational view of a motorcycle or motorcycle replica showing our new design;
FIG. 2 is a front elevational view thereof;
FIG. 3 is a rear elevational view thereof;
FIG. 4 is a top plan thereof;
FIG. 5 is a bottom view thereof;
FIG. 6 is a right front side perspective view thereof; and,
FIG. 7 is a right rear side perspective view thereof.
The broken lines in the drawings illustrate portions of the motorcycle that do not form part of the claimed design.

1 Claim, 7 Drawing Sheets



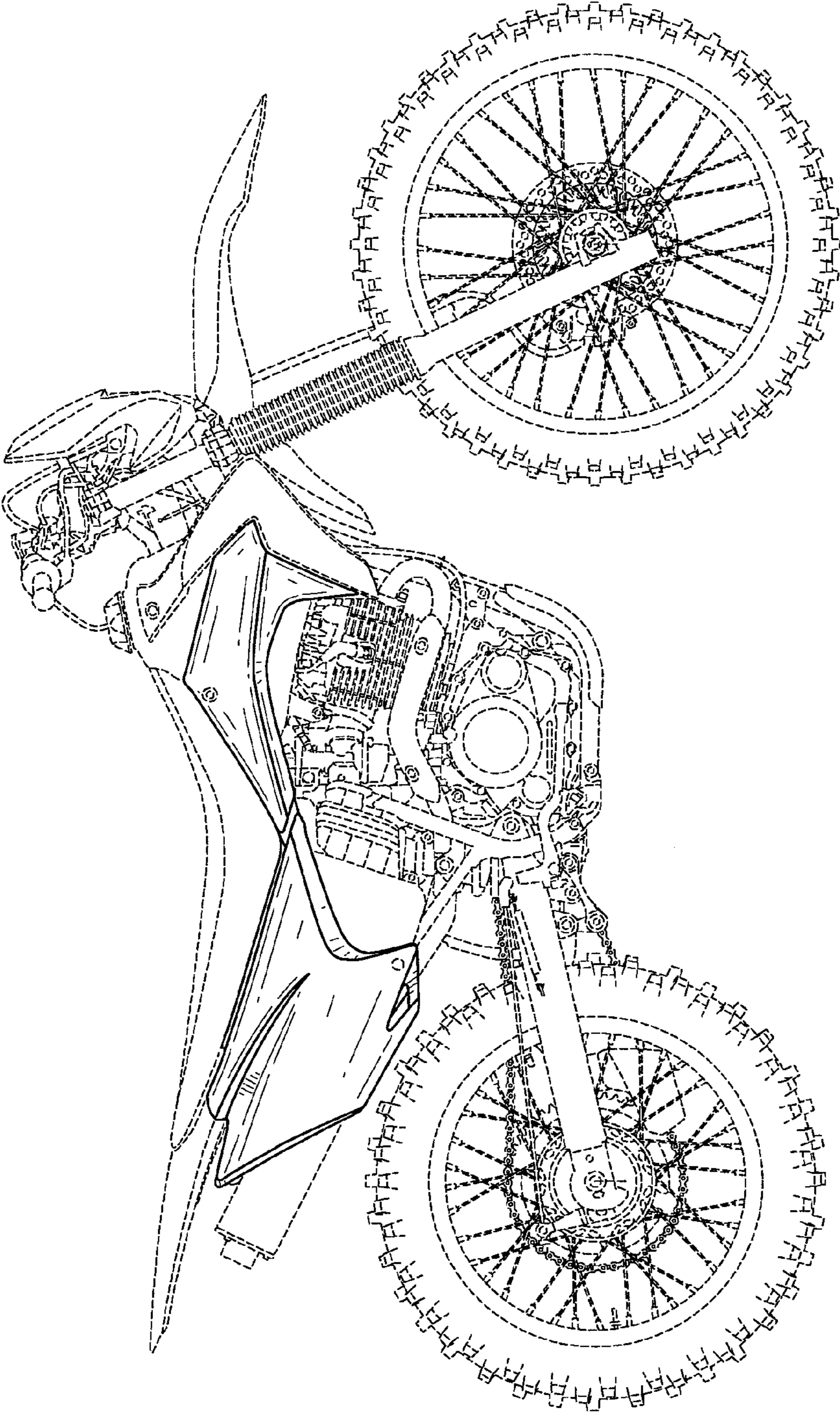


FIG.1

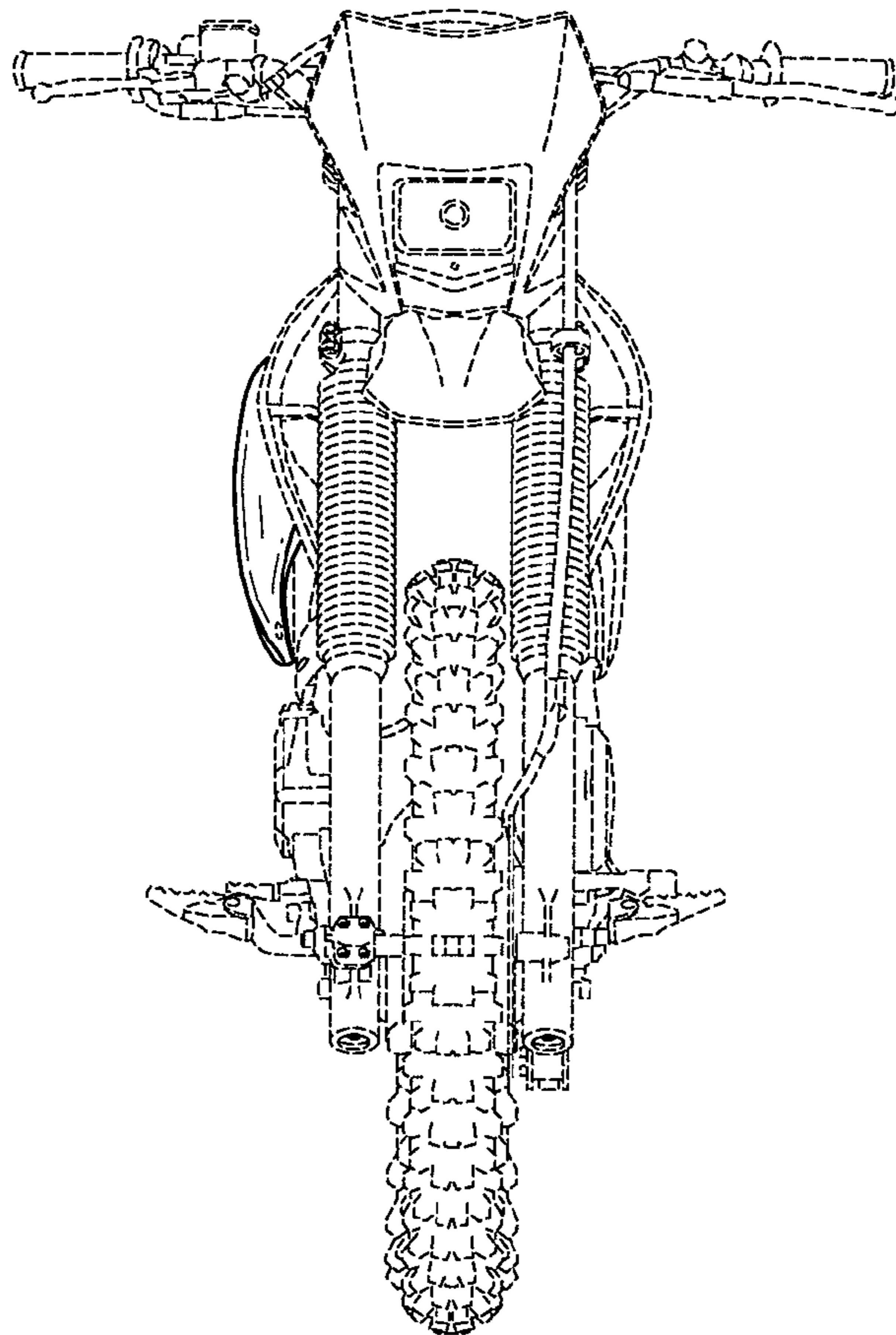


FIG.2

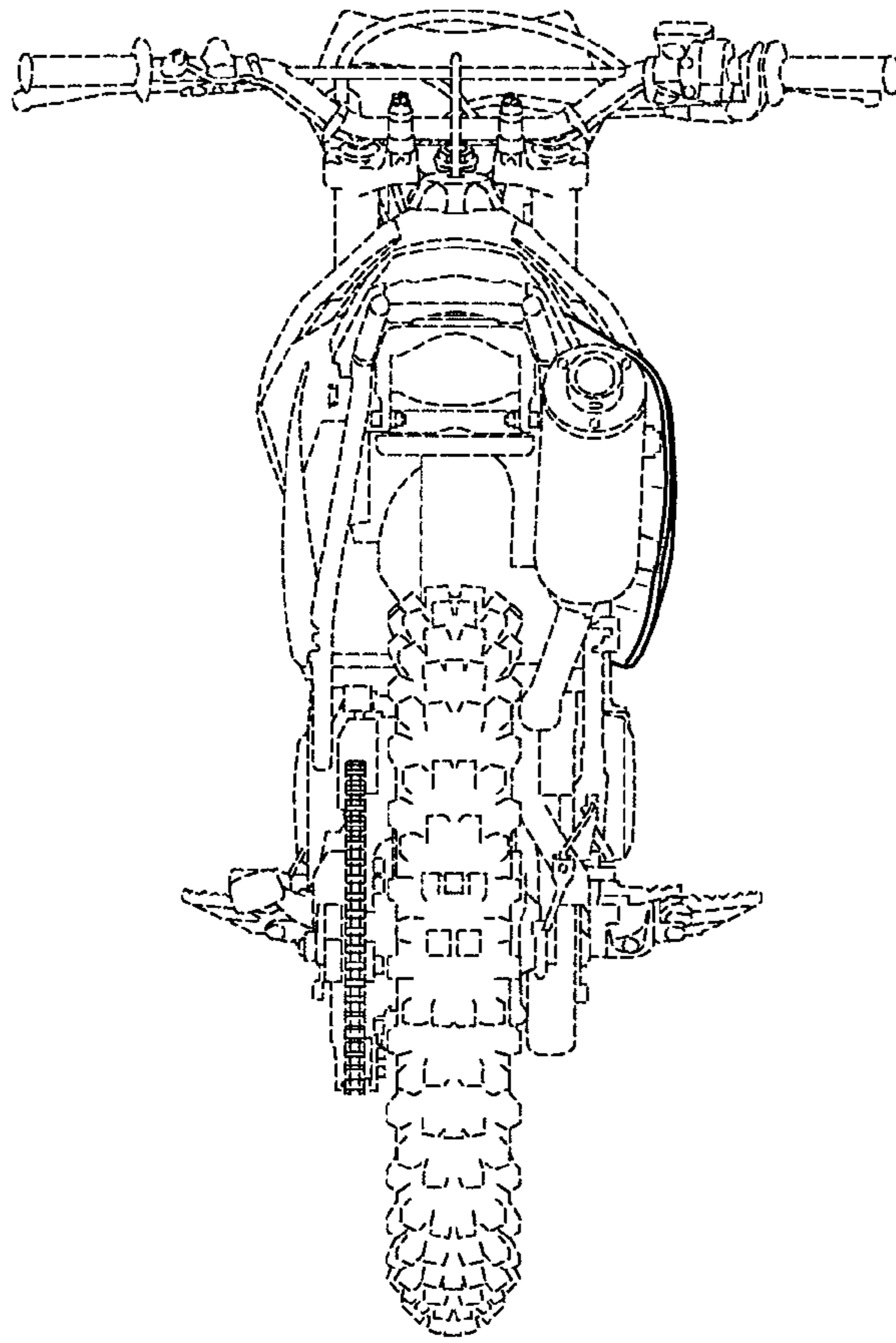


FIG.3

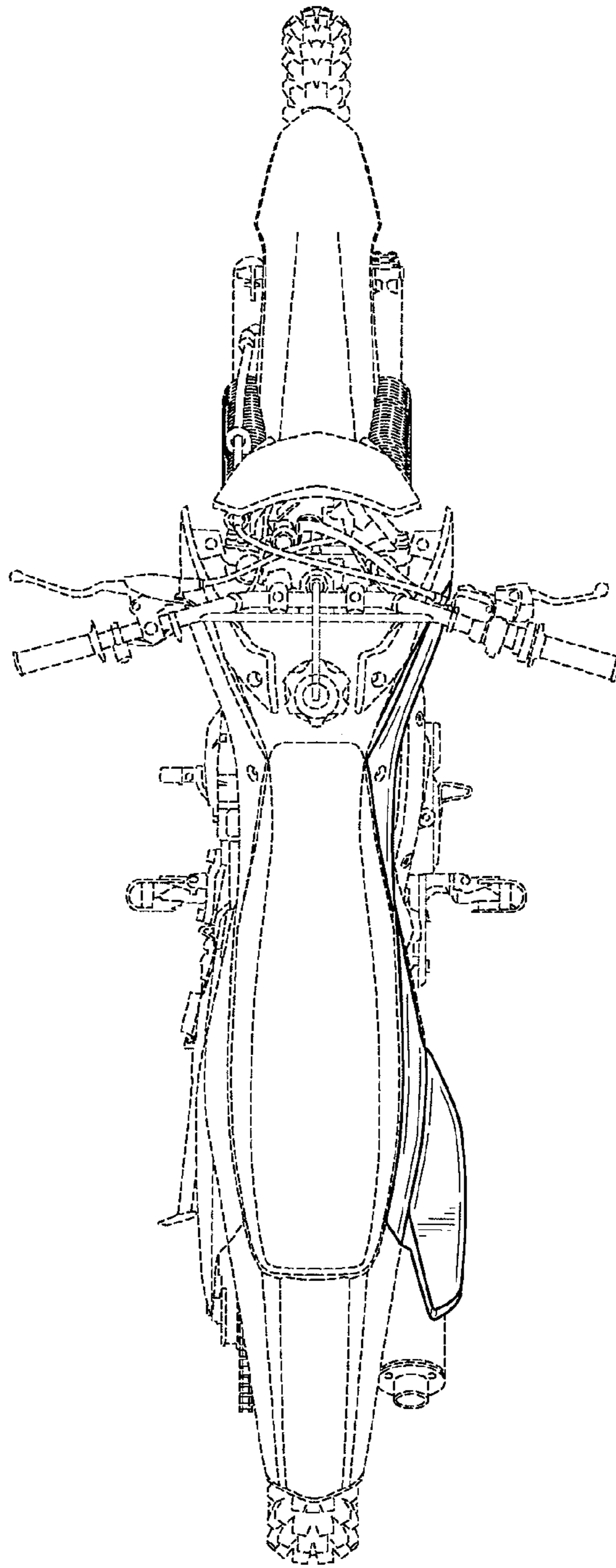


FIG.4

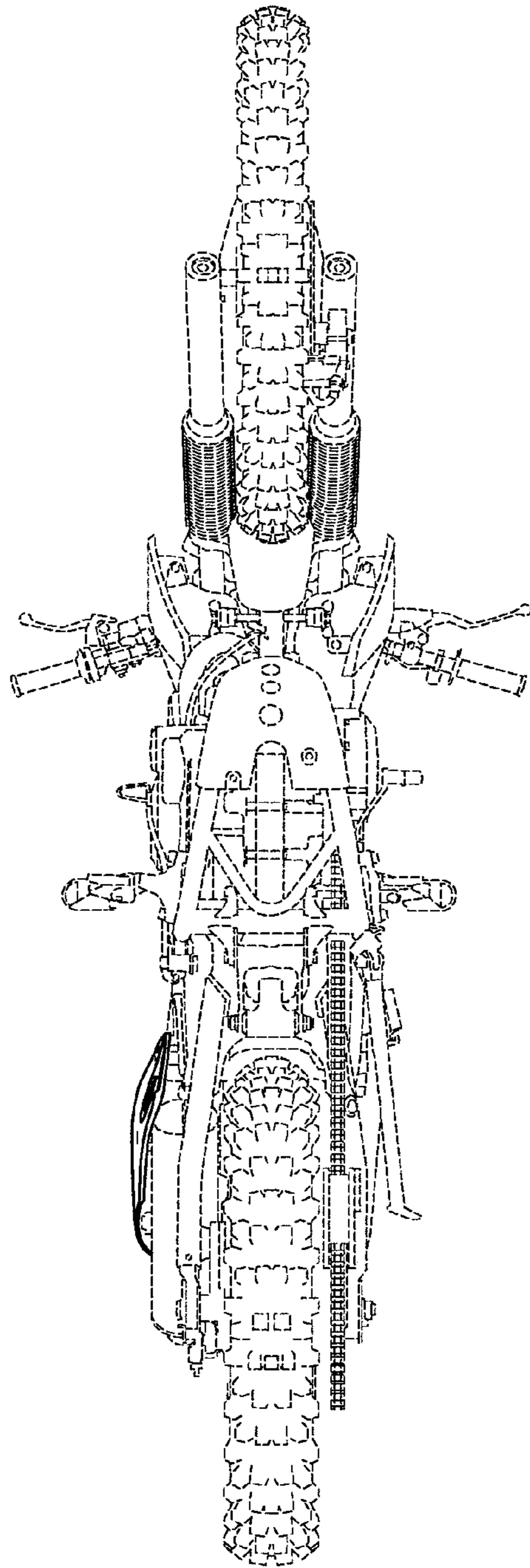


FIG.5

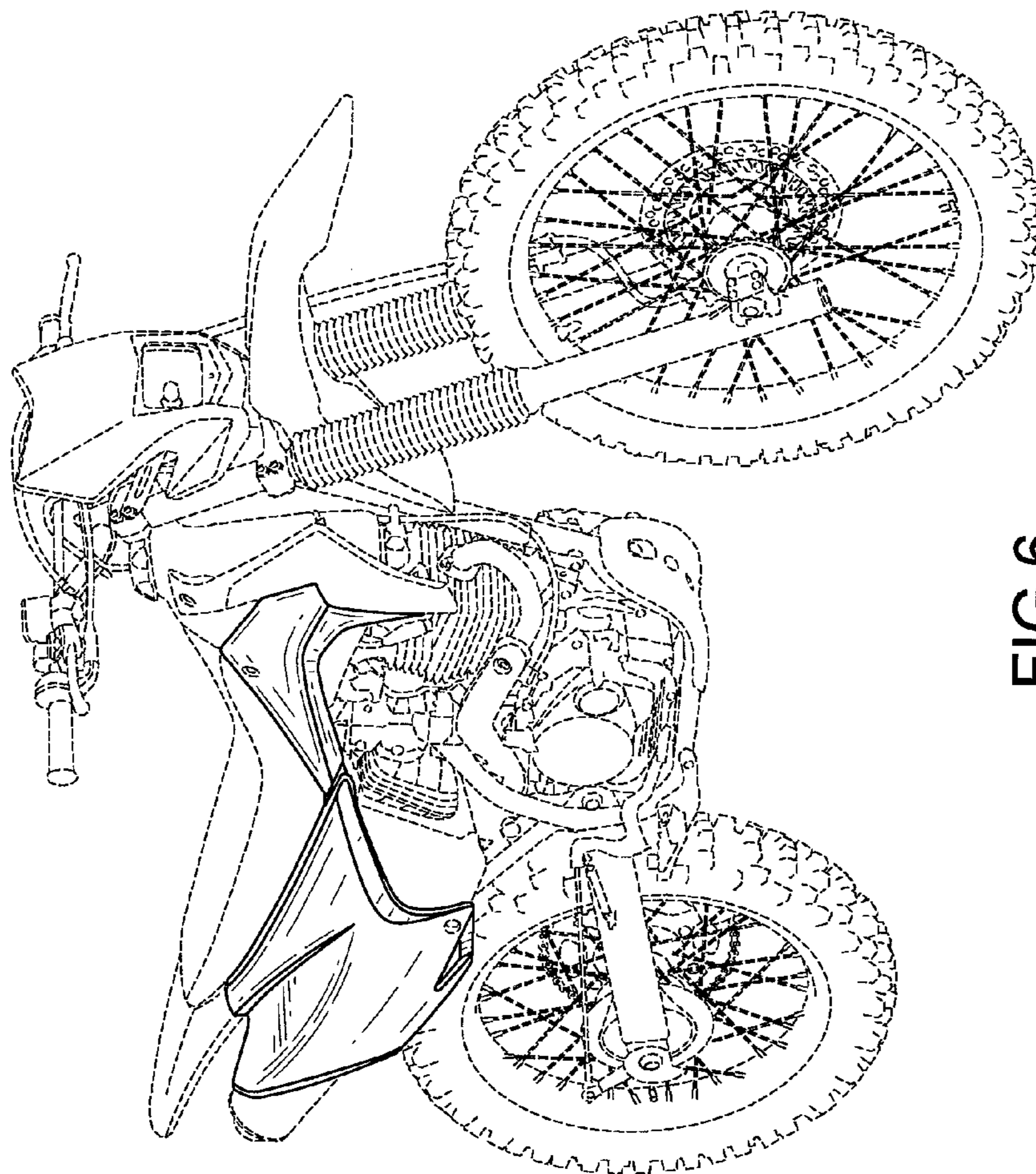


FIG.6

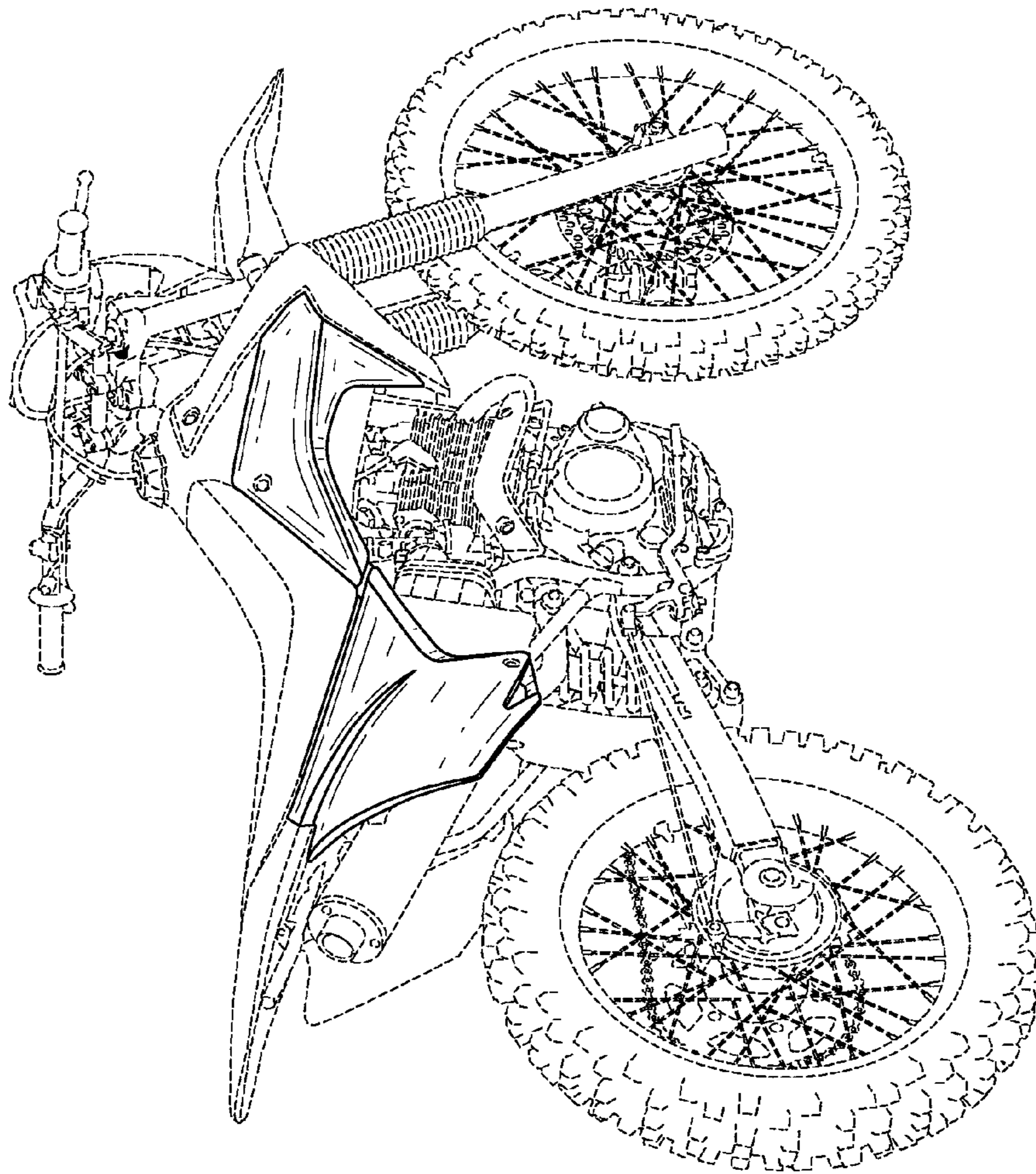


FIG.7