



US00D774980S

(12) **United States Design Patent**  
**Duehring**

(10) **Patent No.:** **US D774,980 S**

(45) **Date of Patent:** **\*\* Dec. 27, 2016**

(54) **BICYCLE TOP TUBE**

(71) Applicant: **FELT RACING, LLC**, Irvine, CA  
(US)

(72) Inventor: **William Duehring**, Newport Beach,  
CA (US)

(73) Assignee: **Felt Racing, LLC**, Irvine, CA (US)

(\*\*) Term: **15 Years**

(21) Appl. No.: **29/528,553**

(22) Filed: **May 29, 2015**

(51) **LOC (10) Cl.** ..... **12-11**

(52) **U.S. Cl.**  
USPC ..... **D12/111**

(58) **Field of Classification Search**  
USPC ..... D12/111, 117; D13/123-125, 133, 154;  
280/274-280, 281.1, 283-288,  
280/288.1-288.4; 361/271, 277,  
361/301.1-301.4, 328-330, 763; 438/171,  
438/190, 238, 239, 381, 386, 393, 396  
CPC ..... B62K 3/00; B62K 3/005; B62K 9/00;  
B62K 19/00; B62K 19/02; B62K 19/04;  
B62K 19/06; B62K 19/16; H01G 9/038;  
H01G 9/155; H01G 11/26; H01G 11/58;  
H01G 11/62; H01M 2/0245; Y02E 60/12;  
Y02E 60/13

See application file for complete search history.

(56) **References Cited**

**U.S. PATENT DOCUMENTS**

D357,651 S \* 4/1995 Isaac ..... D12/111  
D368,678 S \* 4/1996 Wilcox ..... D12/111

D376,123 S \* 12/1996 Camfield ..... D12/111  
D389,787 S \* 1/1998 Zeigle ..... D12/111  
D430,509 S \* 9/2000 Stocksmeier ..... D12/111  
D500,465 S \* 1/2005 Gunter ..... D12/111  
D505,891 S \* 6/2005 Drew ..... D12/111  
D507,210 S \* 7/2005 Kuchenbrod ..... D12/111  
D514,031 S \* 1/2006 Drew ..... D12/111  
D514,032 S \* 1/2006 Drew ..... D12/111  
D556,092 S \* 11/2007 Green ..... D12/108  
D590,750 S \* 4/2009 Hays ..... D12/111  
D637,526 S \* 5/2011 Choi ..... D12/111  
8,979,110 B2 3/2015 Talavasek et al.

\* cited by examiner

*Primary Examiner* — Darlington Ly

(74) *Attorney, Agent, or Firm* — Stetina Brunda Garred  
and Brucker

(57) **CLAIM**

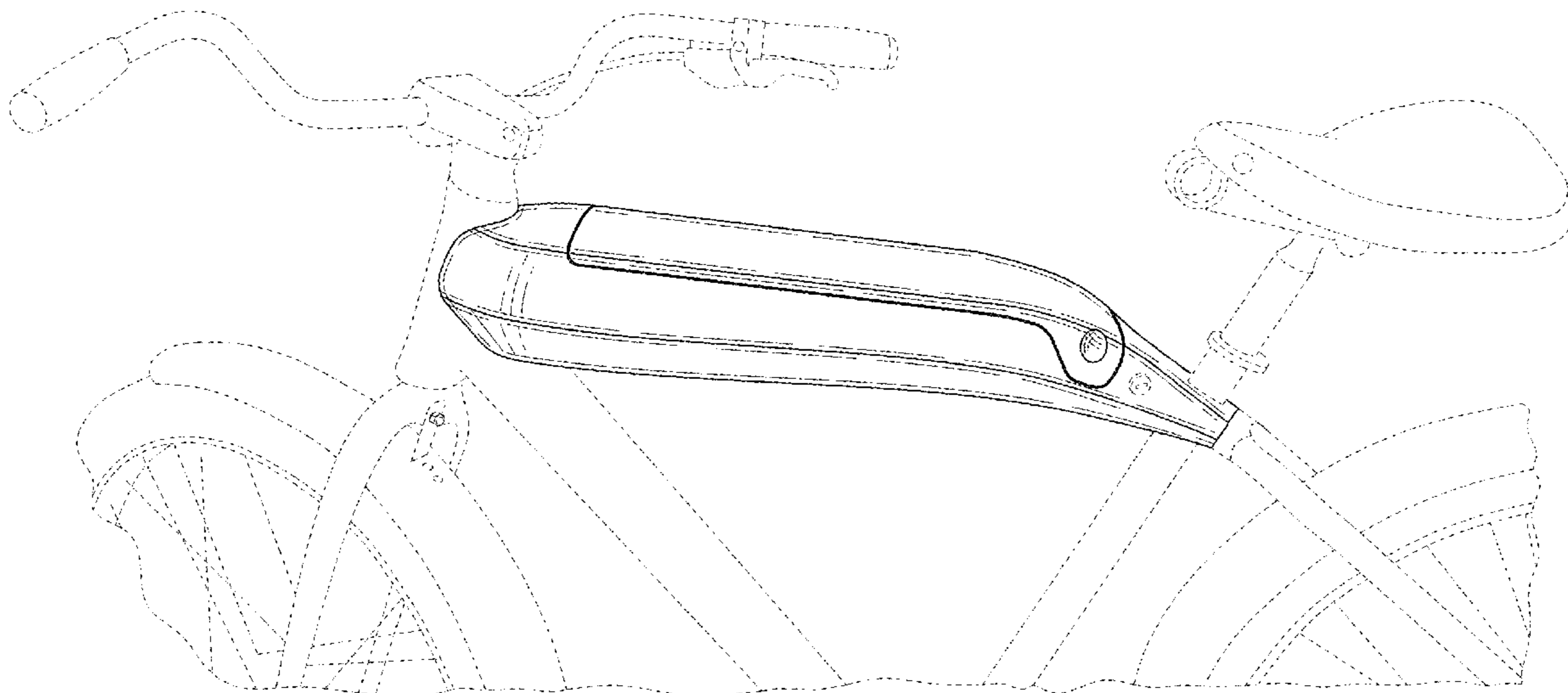
The ornamental design for a bicycle top tube, as shown and  
described.

**DESCRIPTION**

FIG. 1 is a perspective view of the bicycle top tube of the  
present invention showing my new design;  
FIG. 2 is a top plan view thereof;  
FIG. 3 is a front end view thereof;  
FIG. 4 is a side elevational view thereof;  
FIG. 5 is a rear end view thereof; and,  
FIG. 6 is a bottom plan view thereof.

The broken lines showing the bicycle are provided for the  
purpose of illustrating environmental structure and forms no  
part of the claimed design. Furthermore, the broken lines  
showing portions of the bicycle top tube illustrate portions  
of the article that forms no part of the claimed design.

**1 Claim, 2 Drawing Sheets**



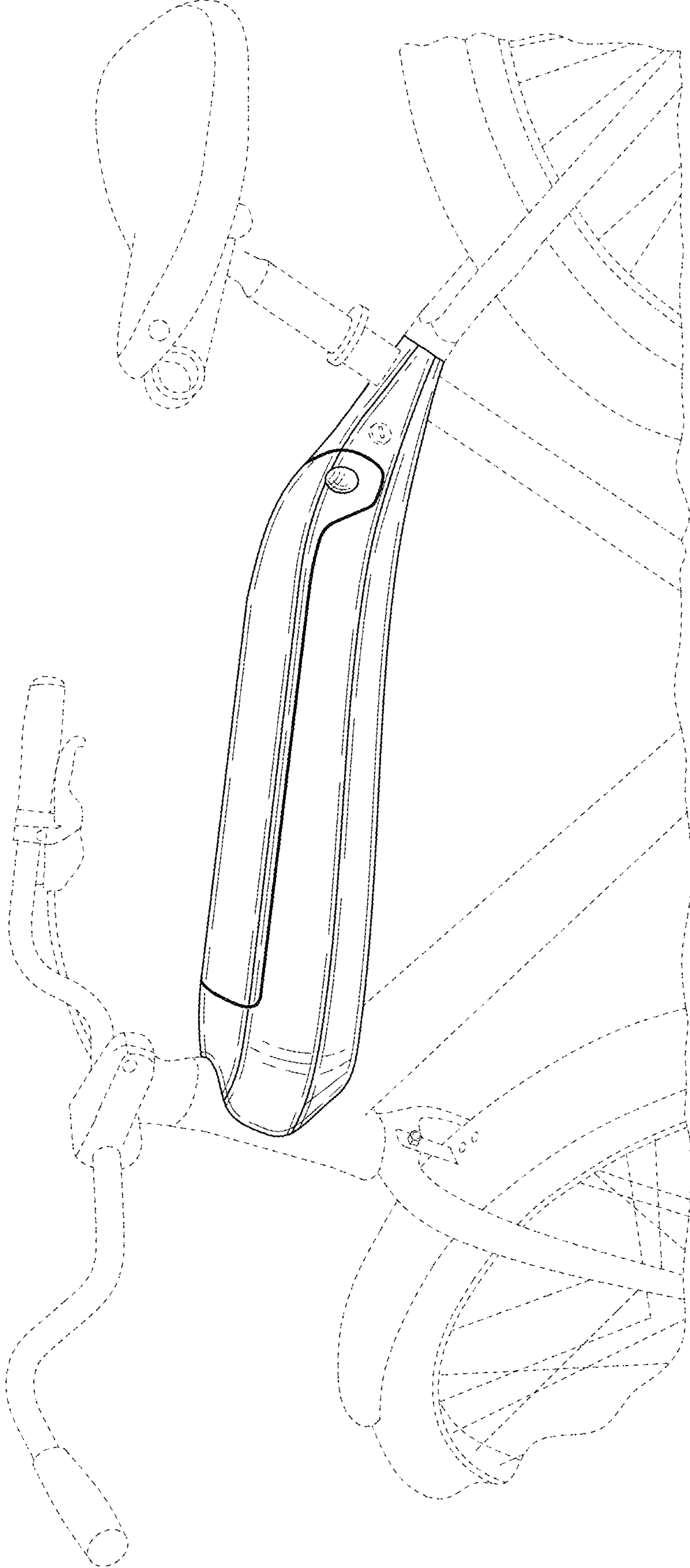


FIG. 1

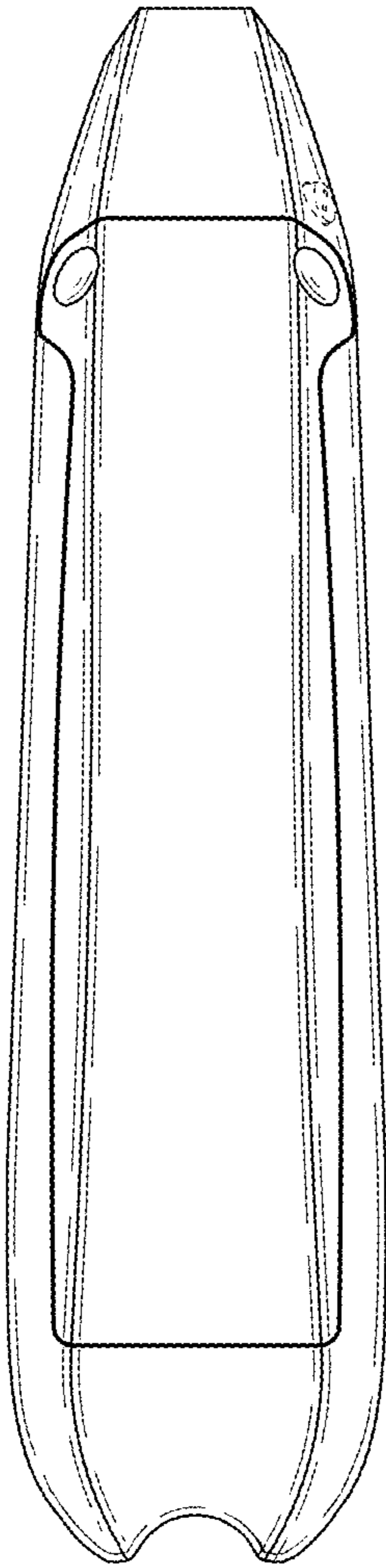


FIG. 2

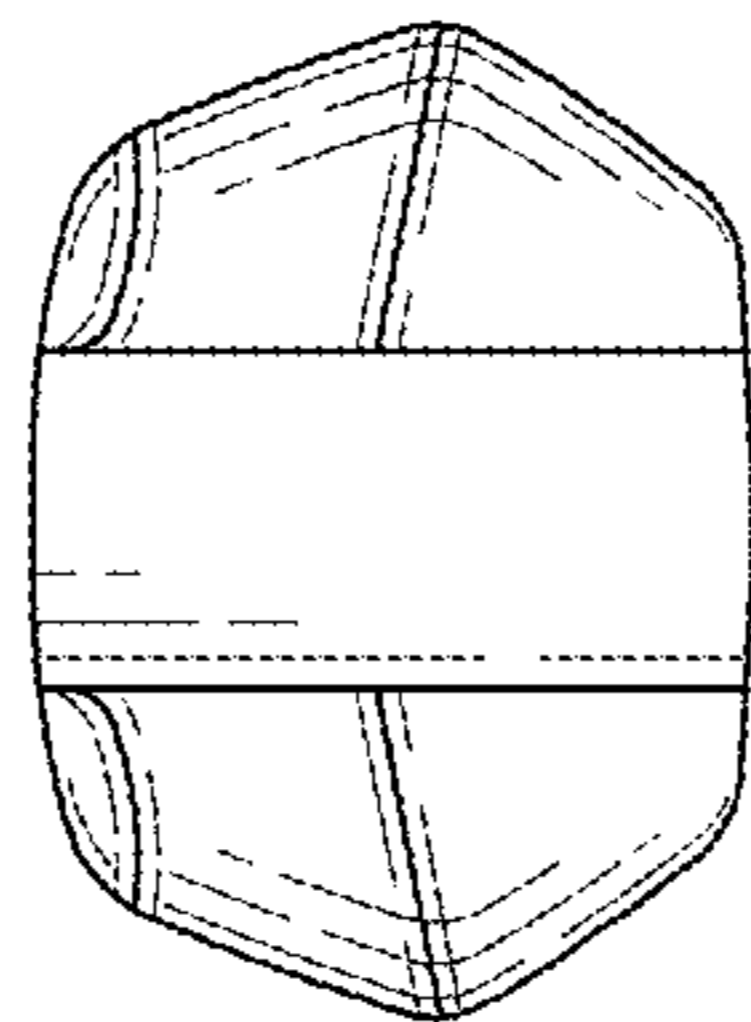


FIG. 3

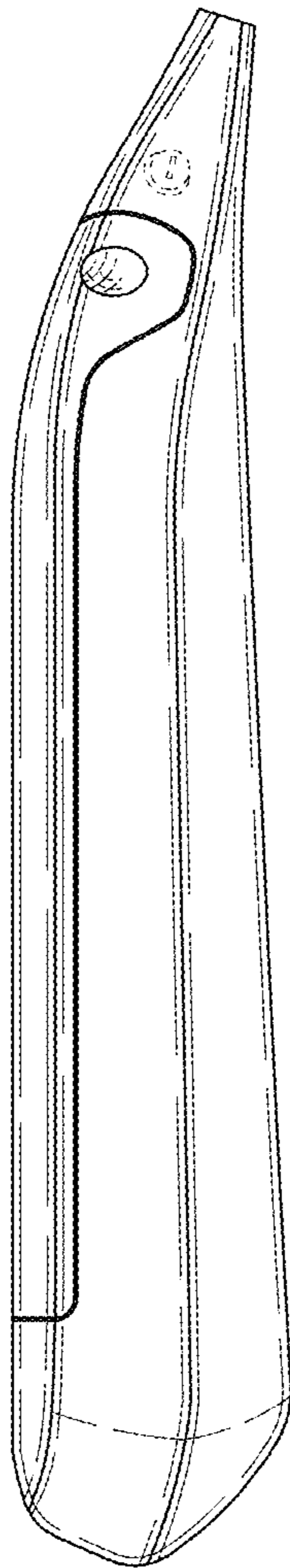


FIG. 4

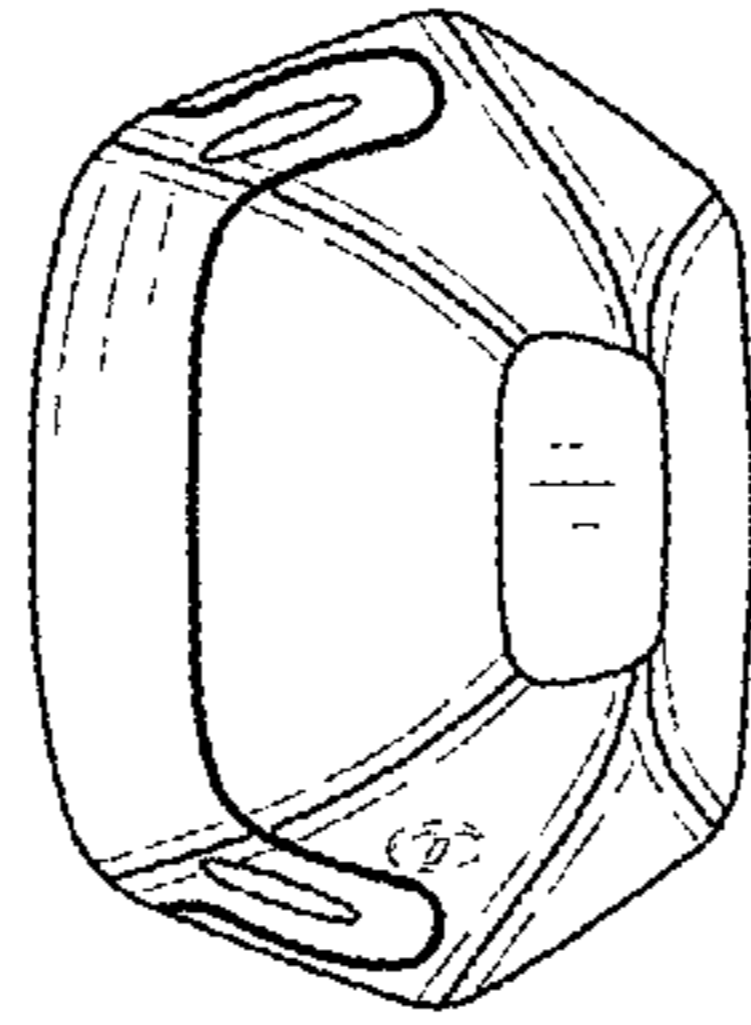


FIG. 5

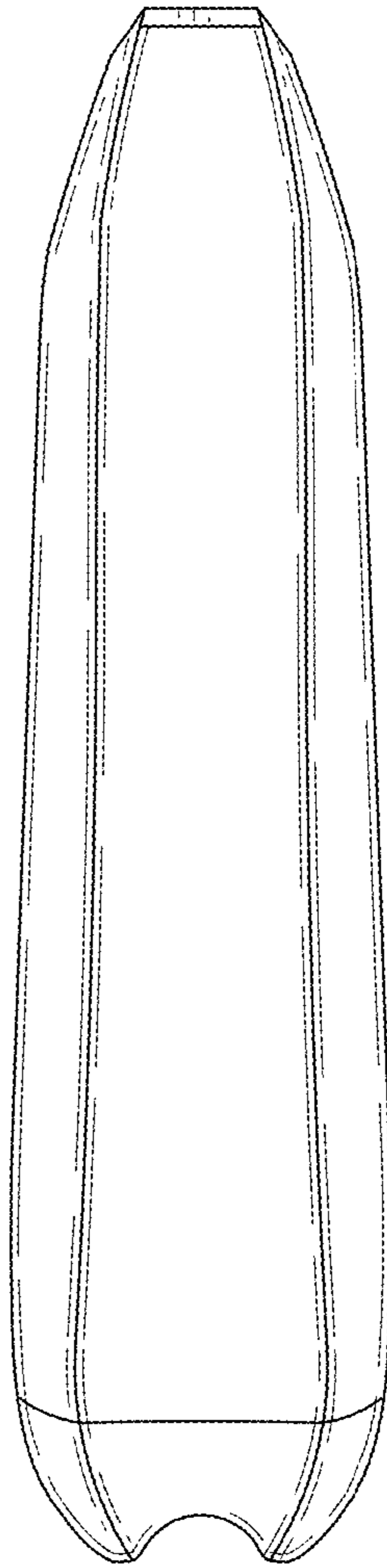


FIG. 6