

US00D774940S

(12) **United States Design Patent**
de la Gandara

(10) **Patent No.:** **US D774,940 S**

(45) **Date of Patent:** **** Dec. 27, 2016**

(54) **BATTERY POWERED RIDE-ON ELECTRIC VEHICLE**

(71) Applicant: **FABRICAS AGRUPADAS DE MUÑECAS DE ONIL, S.A.**, Alicante (ES)

(72) Inventor: **Jose de la Gandara**, Alicante (ES)

(73) Assignee: **FABRICAS AGRUPADAS DE MUÑECAS DE ONIL, S.A.**, Alicante (ES)

(**) Term: **14 Years**

(21) Appl. No.: **29/516,738**

(22) Filed: **Feb. 5, 2015**

(51) **LOC (10) Cl.** **12-14**

(52) **U.S. Cl.**
USPC **D12/1**

(58) **Field of Classification Search**
USPC D12/1, 8, 14, 85, 86, 112, 113, 128, 130;
D21/419, 421, 423, 424, 435; 280/200,
280/220, 221, 263, 282
CPC B62D 51/02; B62K 3/007
See application file for complete search history.

(56) **References Cited**

U.S. PATENT DOCUMENTS

D355,148 S * 2/1995 Orsolini D12/1
6,907,949 B1 * 6/2005 Wang B62D 51/02
180/19.1

D507,206 S * 7/2005 Wang D12/1
D528,468 S * 9/2006 Arling D12/1
D551,592 S * 9/2007 Chang D12/1
D551,722 S * 9/2007 Chang D12/1
D626,031 S * 10/2010 Doran D12/1
D627,377 S * 11/2010 Wiley D15/199
D633,912 S * 3/2011 Llopis Vano D14/413
8,201,653 B2 * 6/2012 Strassman B60N 2/002
180/218
9,010,474 B2 * 4/2015 Martinelli B62K 3/007
180/218
D743,843 S * 11/2015 Guo D12/1
2005/0134014 A1 * 6/2005 Xie B62D 51/001
280/93.502

* cited by examiner

Primary Examiner — Darlington Ly

(74) *Attorney, Agent, or Firm* — Hamre, Schumann, Mueller & Larson, P.C.


(57) **CLAIM**

The ornamental design for a battery powered ride-on electric vehicle, as shown and described.

DESCRIPTION

FIG. 1 is a top and front perspective view of a battery powered ride-on electric vehicle showing my new design; FIG. 2 is a top plan view thereof; FIG. 3 is a front elevation side view thereof; FIG. 4 is a rear elevation side view thereof. FIG. 5 is a left side elevation view thereof; and, FIG. 6 is a right side elevation view thereof. The broken lines showing the tires are provided for the purpose of illustrating environmental structure and forms no part of the claimed design.

1 Claim, 6 Drawing Sheets



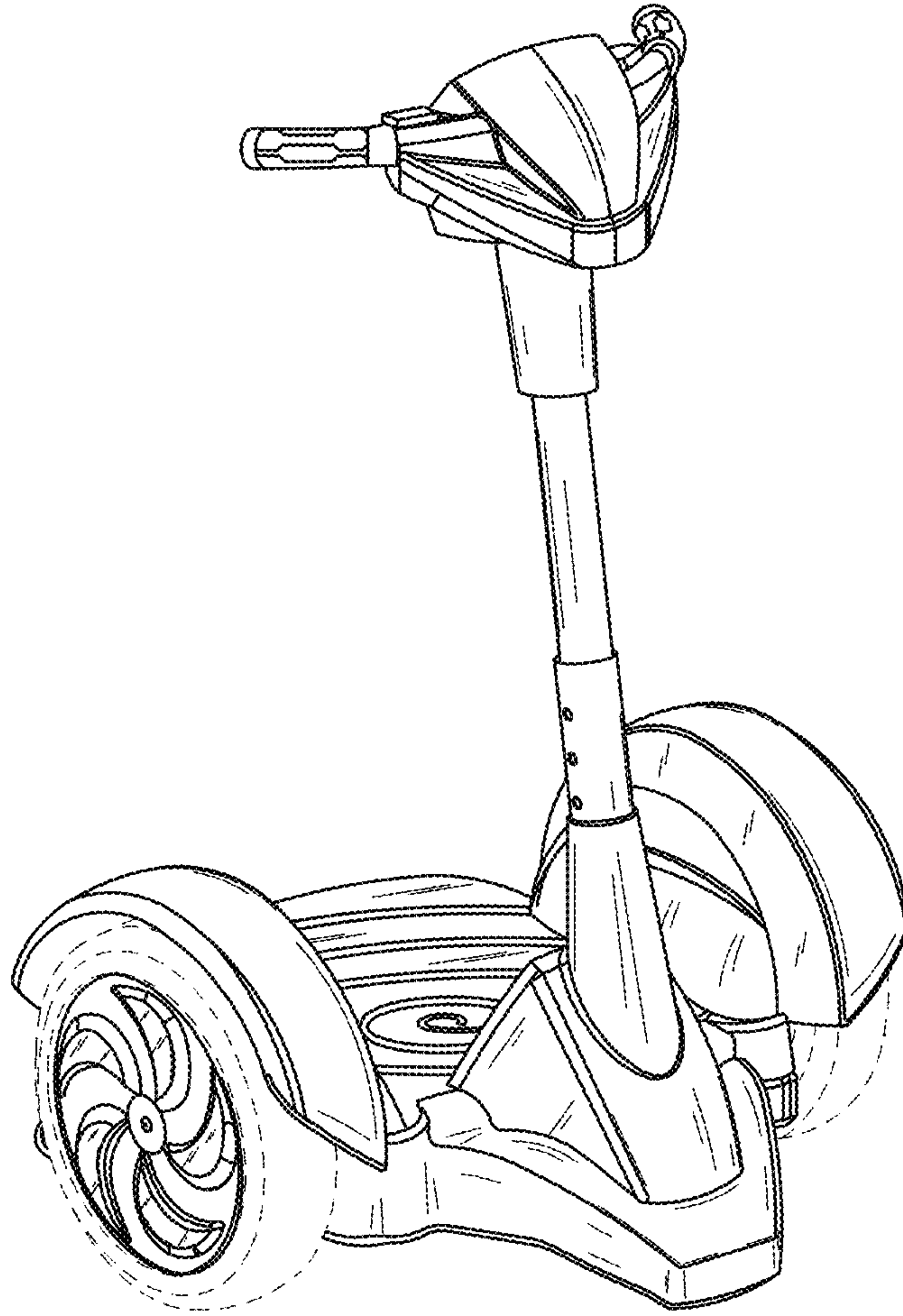


FIG. 1

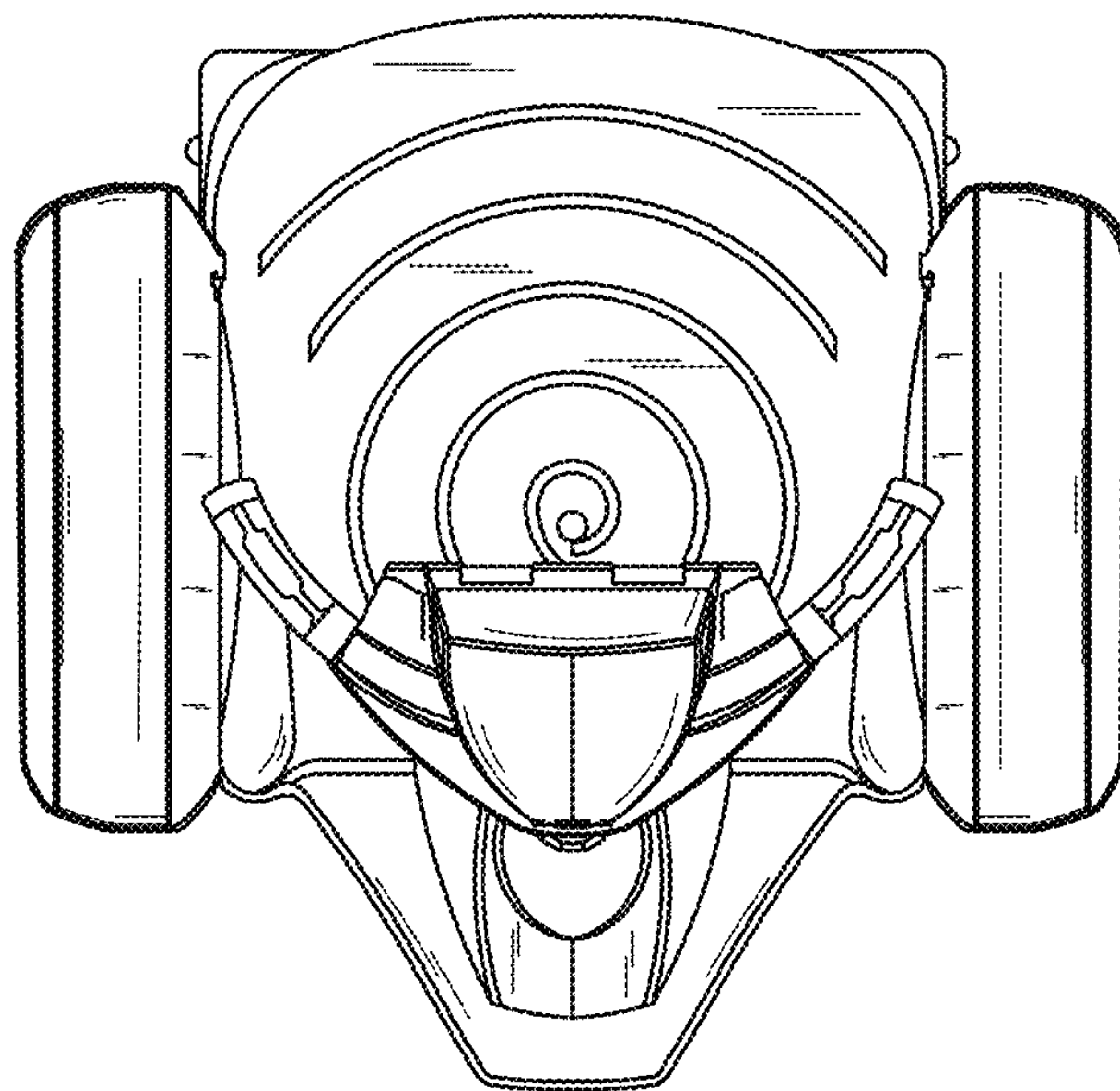


FIG. 2

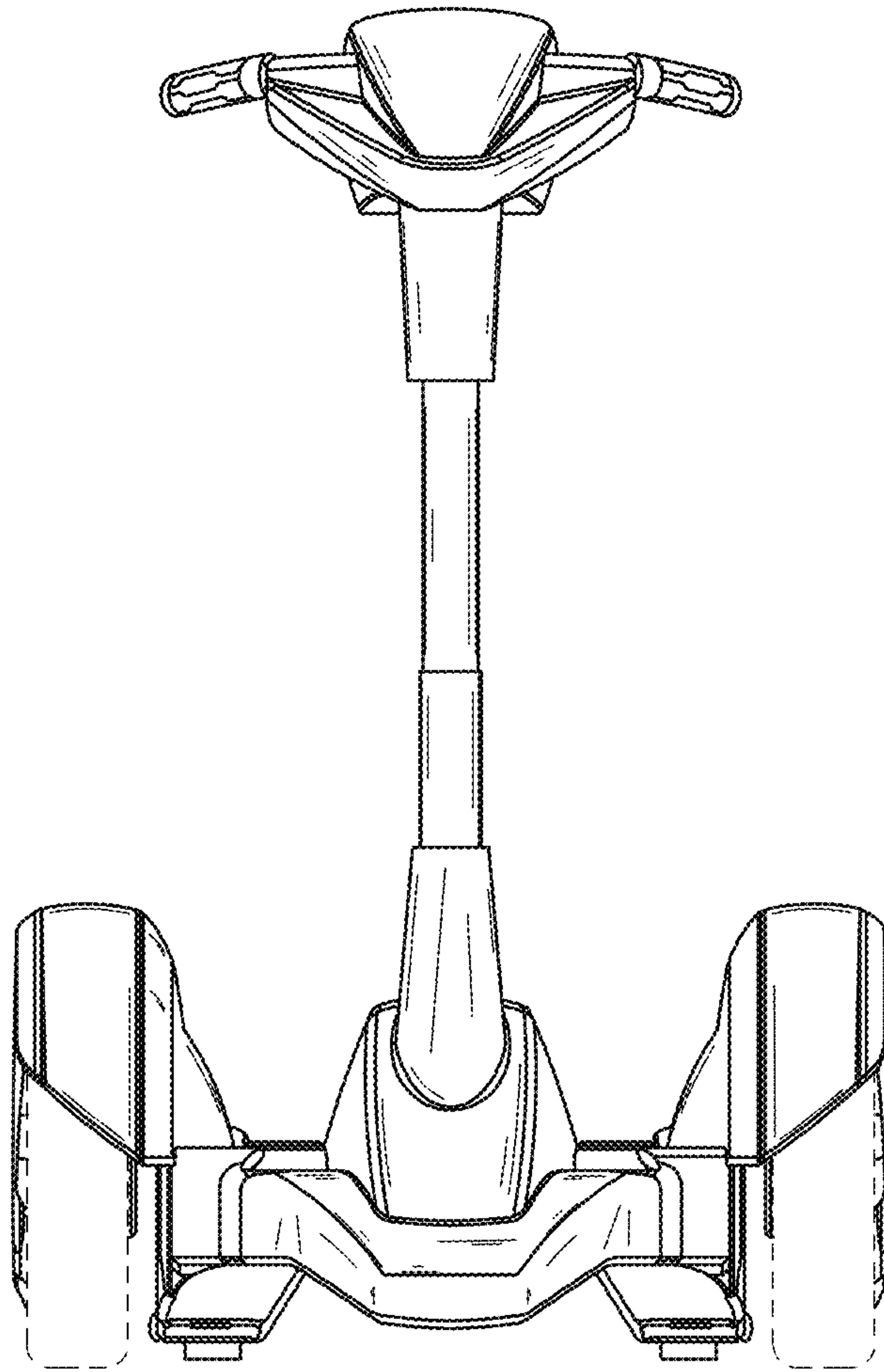


FIG. 3

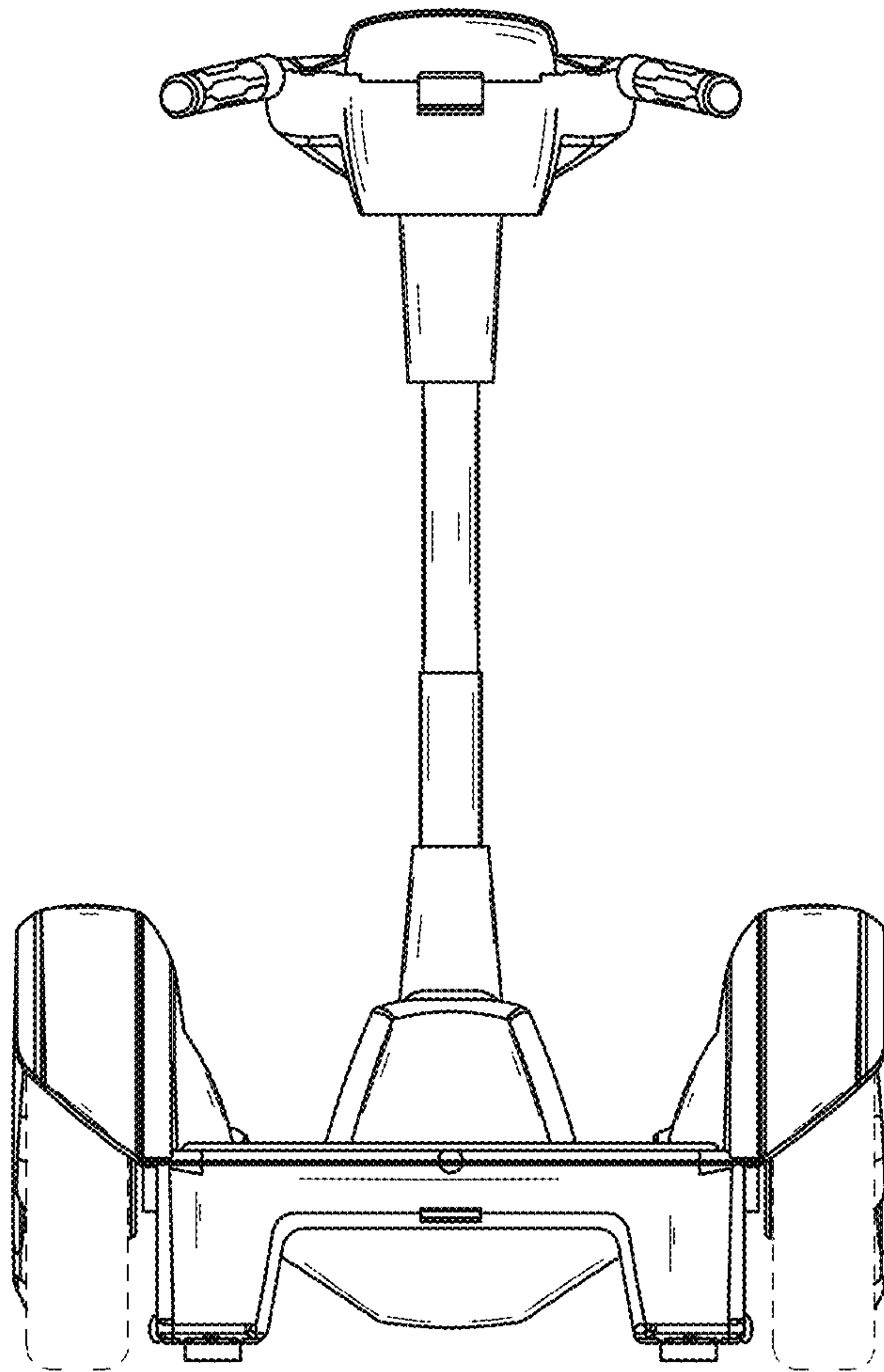


FIG. 4

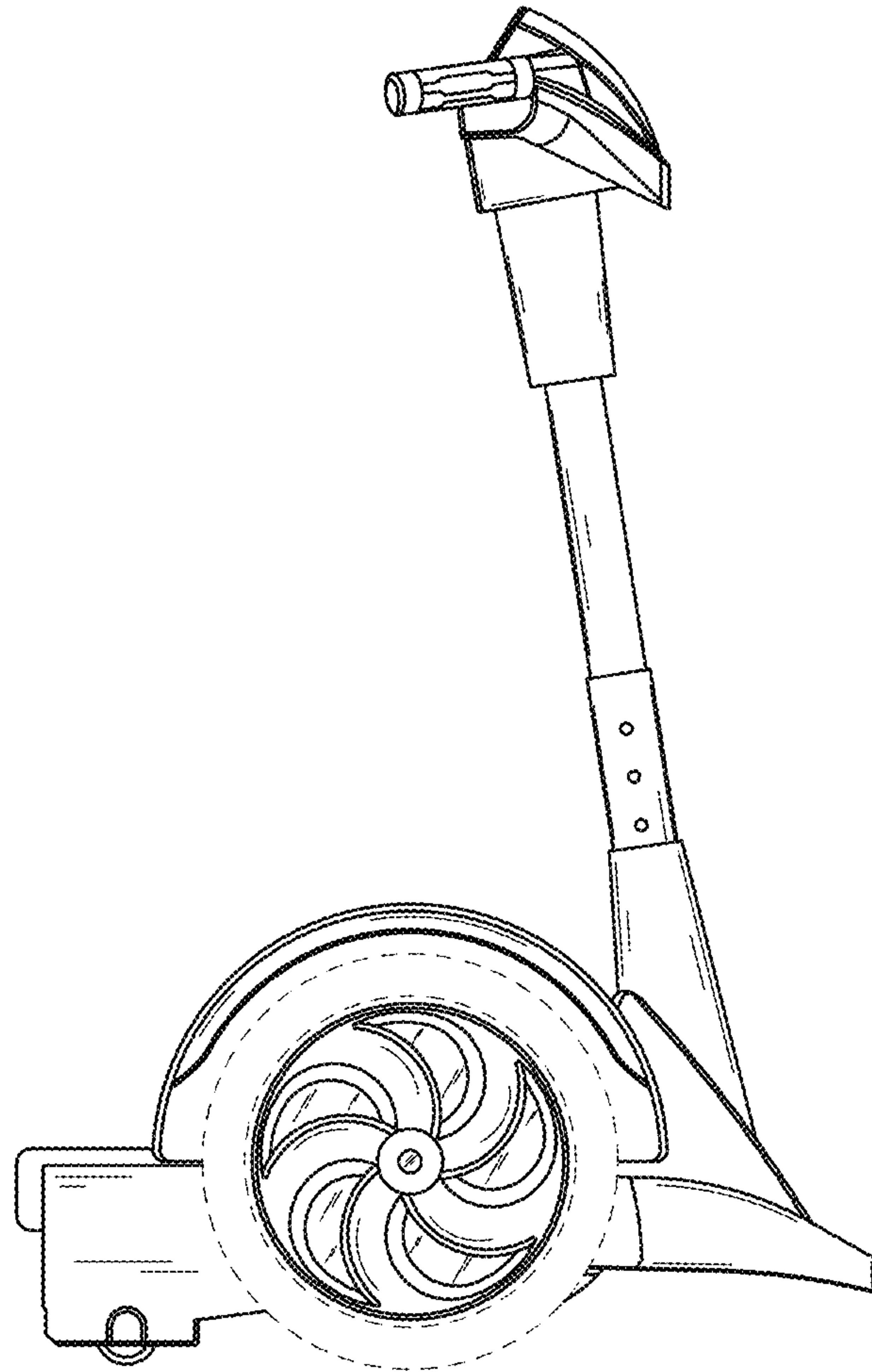


FIG. 5

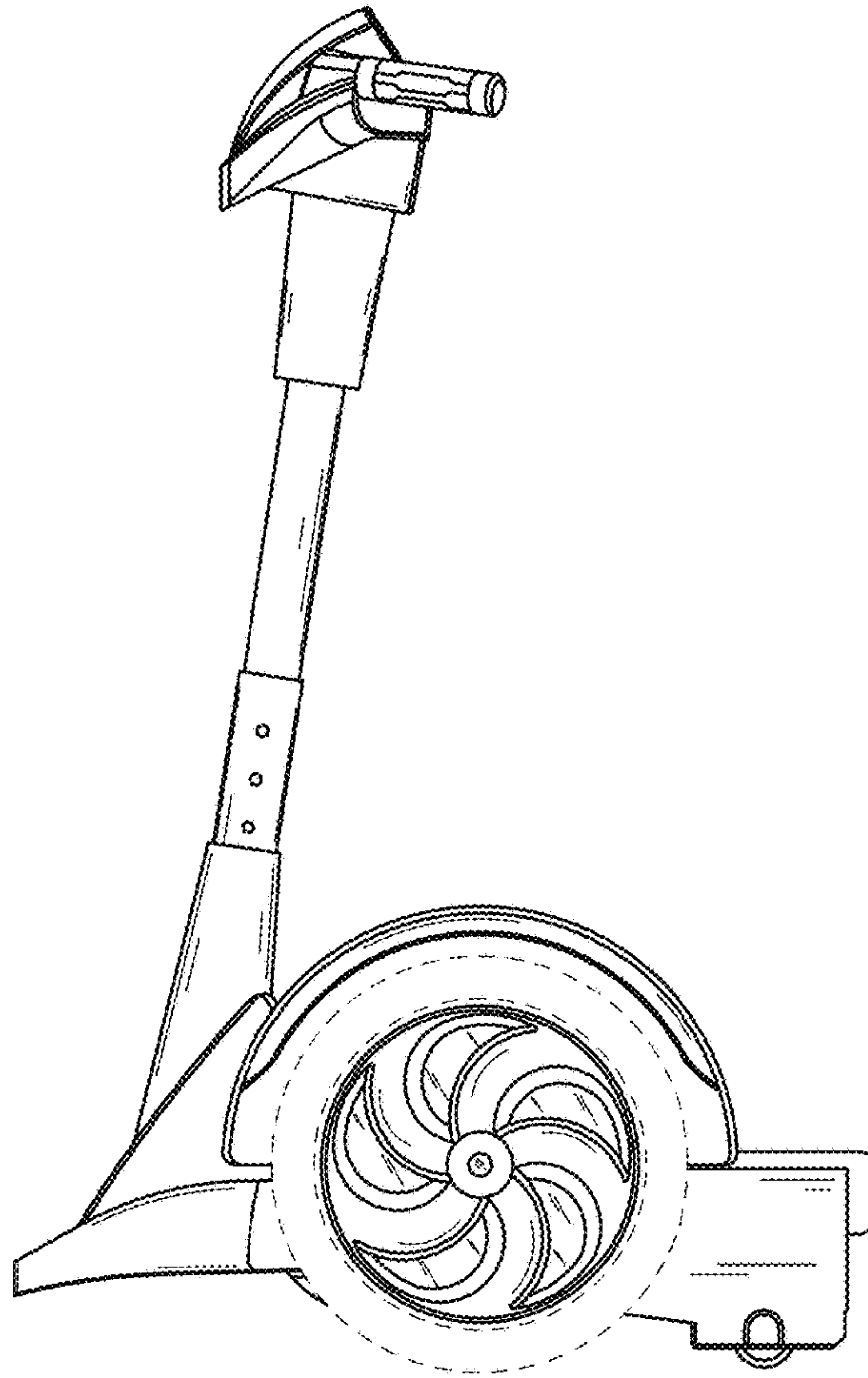


FIG. 6