



US00D774913S

(12) **United States Design Patent** (10) **Patent No.:** **US D774,913 S**
Schwartz et al. (45) **Date of Patent:** **** Dec. 27, 2016**

(54) **BOTTLE**

(71) Applicant: **Sirius Products, Inc.**, Longmont, CO (US)

(72) Inventors: **Vincent Albert Schwartz**, Gilbert, AZ (US); **Jeffrey Wycoff**, Boulder, CO (US)

(73) Assignee: **Sirius Products, Inc.**, Longmont, CO (US)

(**) Term: **15 Years**

(21) Appl. No.: **29/537,522**

(22) Filed: **Aug. 26, 2015**

(51) **LOC (10) Cl.** **09-01**

(52) **U.S. Cl.**

USPC **D9/543**; D9/563; D9/570; D9/571

(58) **Field of Classification Search**

USPC D9/516, 522, 523, 528, 530, 537-543, 544, D9/549, 560, 563, 565-569, 571, 575, D9/715, 719

CPC B65D 81/00; B65D 1/02; B65D 1/0207; B65D 1/0223; B65D 1/0284; B65D 2501/0027

See application file for complete search history.

(56) **References Cited**

U.S. PATENT DOCUMENTS

D495,257 S *	8/2004	Crawford	D9/523
D501,796 S *	2/2005	Crawford	D9/523
D557,608 S *	12/2007	Feen	D9/523
D558,586 S *	1/2008	Feen	D9/564
D563,227 S *	3/2008	Feen	D9/523
D593,416 S *	6/2009	Medema	D9/523
D627,230 S *	11/2010	Milhem	D9/523

D651,089 S *	12/2011	Lee	D9/523
D663,627 S *	7/2012	Castillo Higareda	D9/543
D670,168 S *	11/2012	Borger	D9/523
D674,285 S *	1/2013	Thijssen	D9/543
D674,286 S *	1/2013	Thijssen	D9/543
D679,190 S *	4/2013	Jacokes	D9/523
D693,691 S *	11/2013	Nachtsheim	D9/523
D703,539 S *	4/2014	Williams	D9/523
D719,451 S *	12/2014	Hyder	D9/523
D721,968 S *	2/2015	Hughes	D9/516
D722,879 S *	2/2015	Castillo Higareda	D9/528
D722,882 S *	2/2015	Castillo Higareda	D9/543
D736,089 S *	8/2015	Castillo Higareda	D9/528
D736,637 S *	8/2015	Castillo Higareda	D9/528

* cited by examiner

Primary Examiner — Philip S Hyder

Assistant Examiner — Keith Frank

(74) *Attorney, Agent, or Firm* — Craig R. Miles; CR MILES P.C.

(57) **CLAIM**

We claim the ornamental design for a bottle, as shown and described.

DESCRIPTION

FIG. 1 is a top and left side perspective view of a bottle, embodying our new design;
FIG. 2 is a left side elevation view thereof;
FIG. 3 is a right side elevation view thereof;
FIG. 4 is a front elevation view thereof;
FIG. 5 is a back elevation view thereof;
FIG. 6 is a top plan view thereof; and,
FIG. 7 is a bottom plan view thereof.
The broken lines shown are included for the purpose of illustrating the unclaimed portions of the article and form no part of the claim.

1 Claim, 5 Drawing Sheets

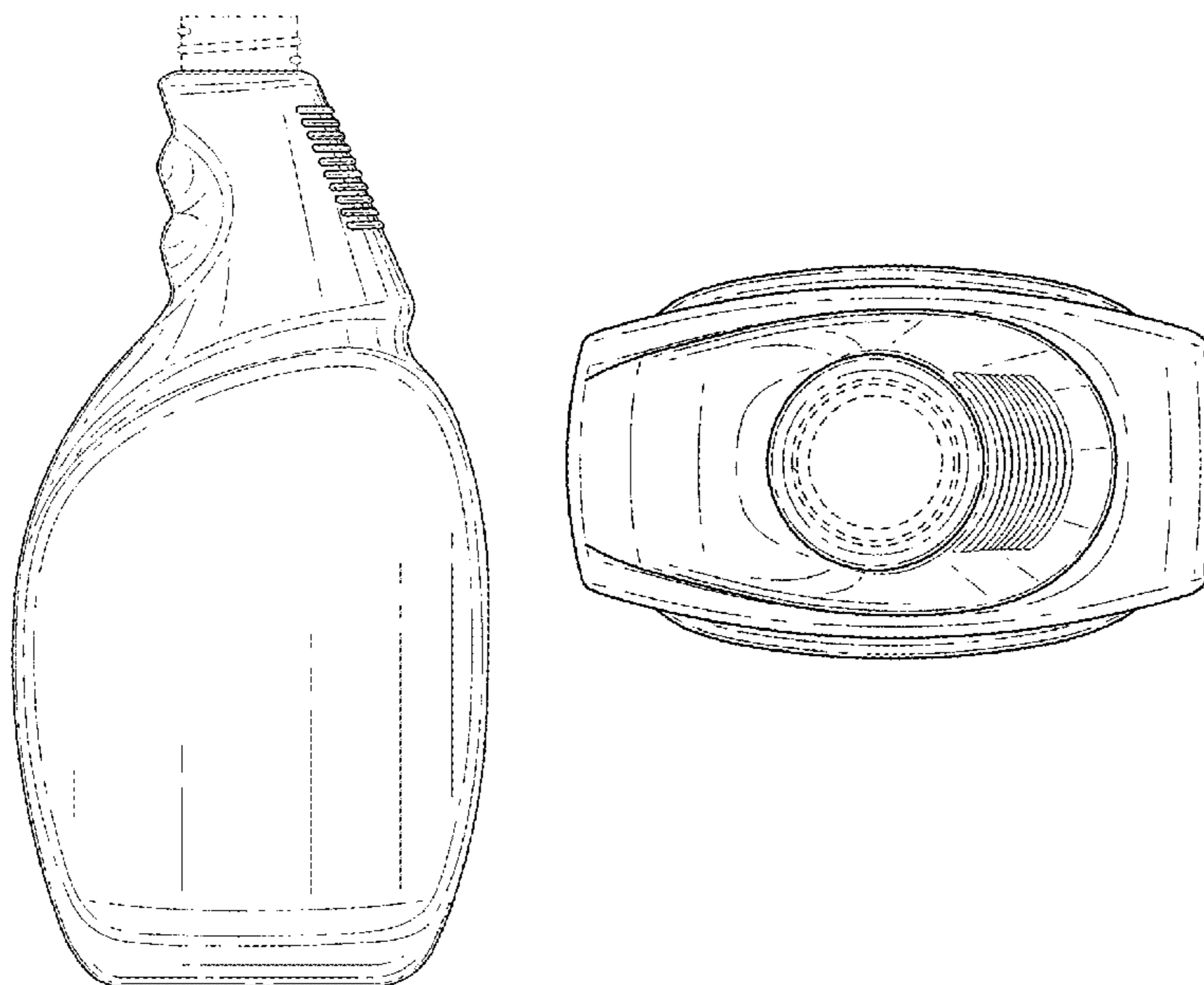


FIG. 1




FIG. 2

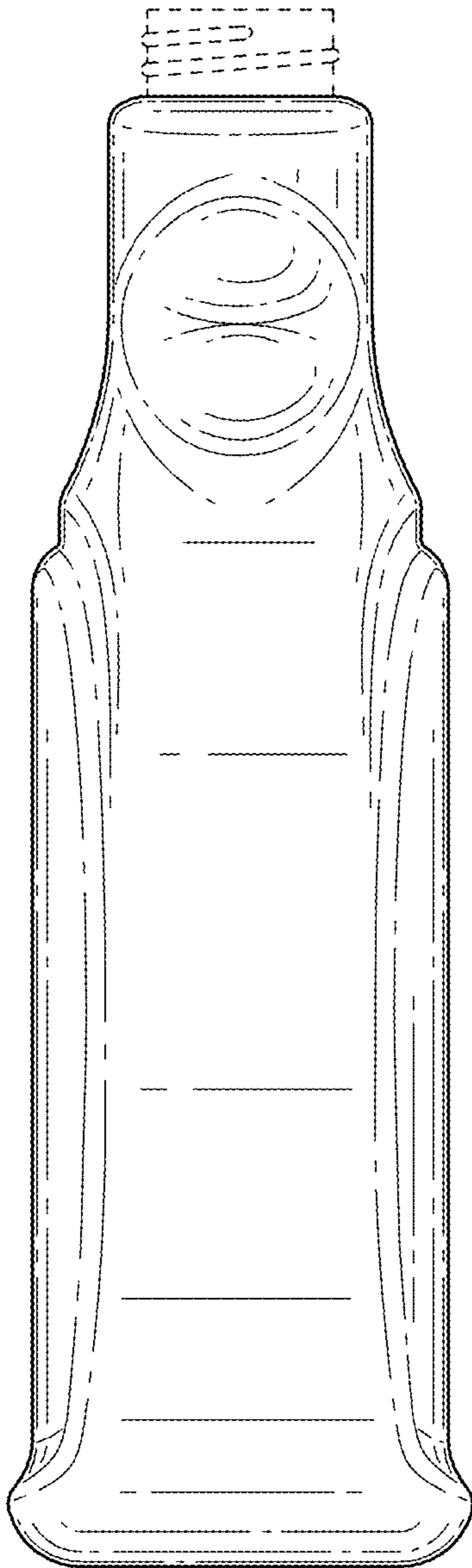


FIG. 3

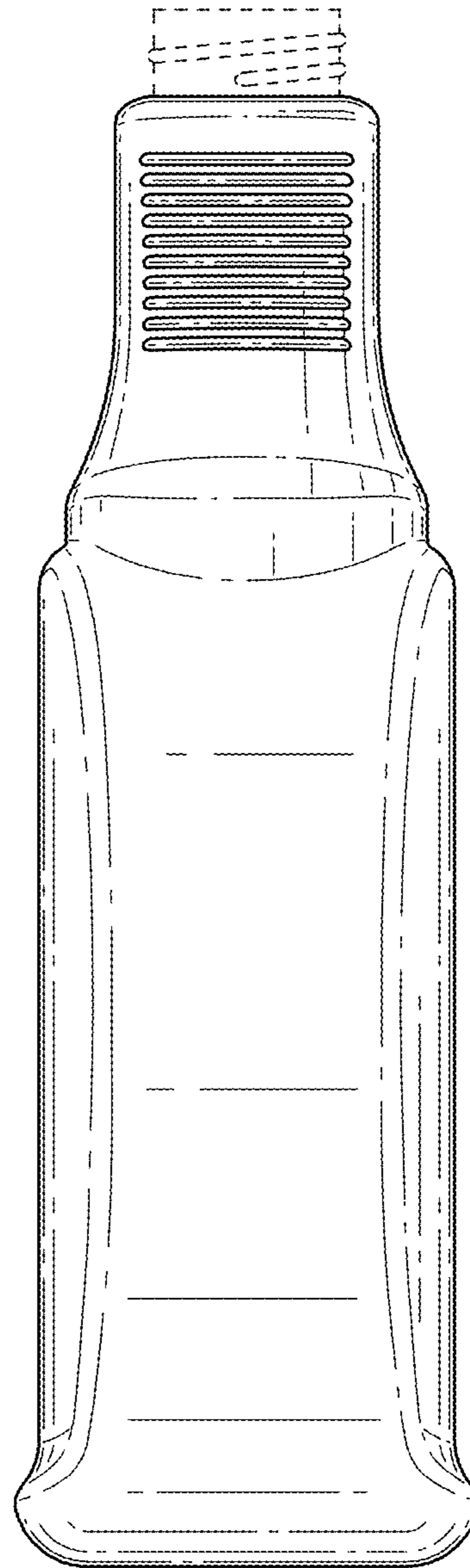


FIG. 4

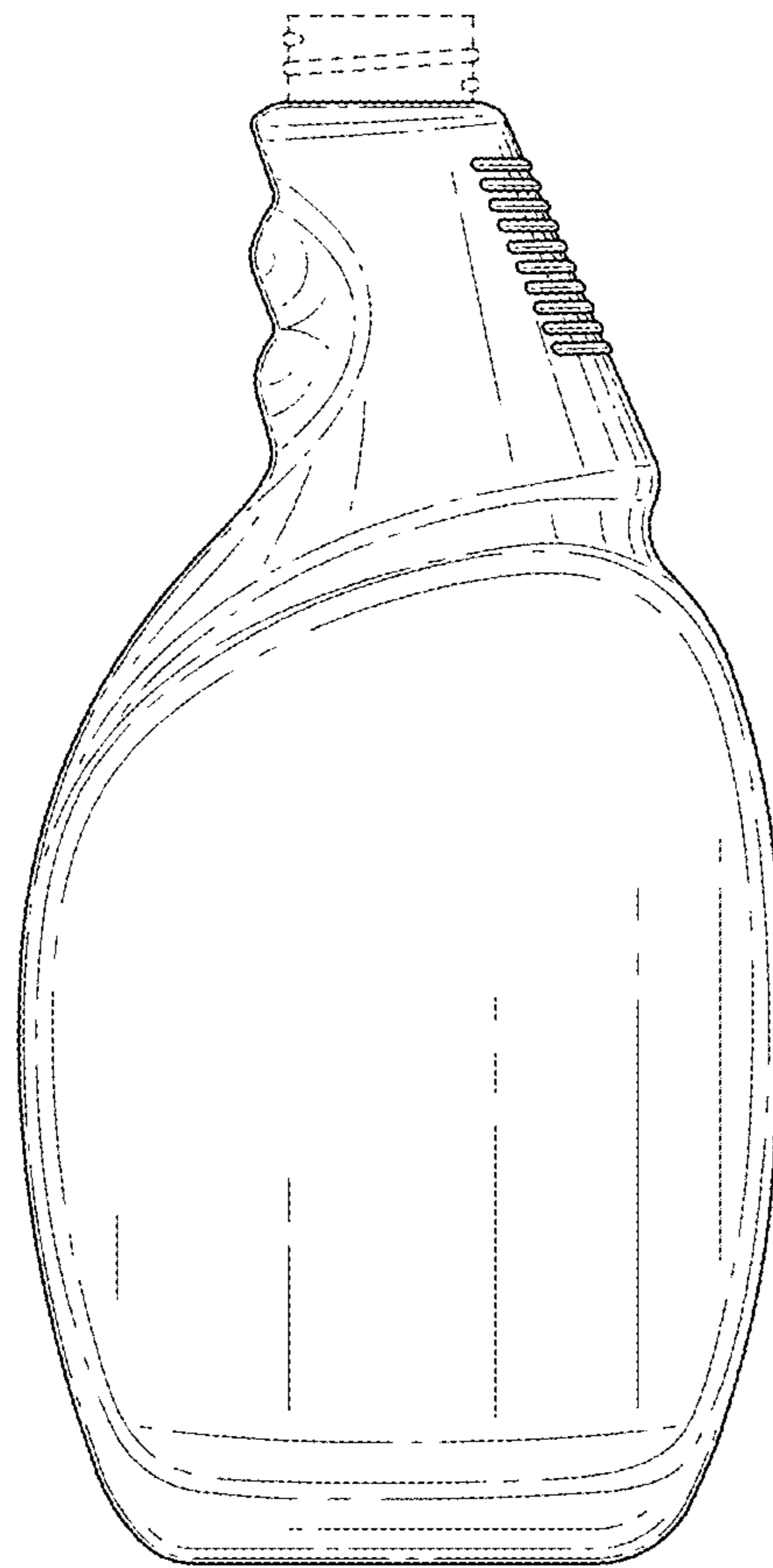


FIG. 5

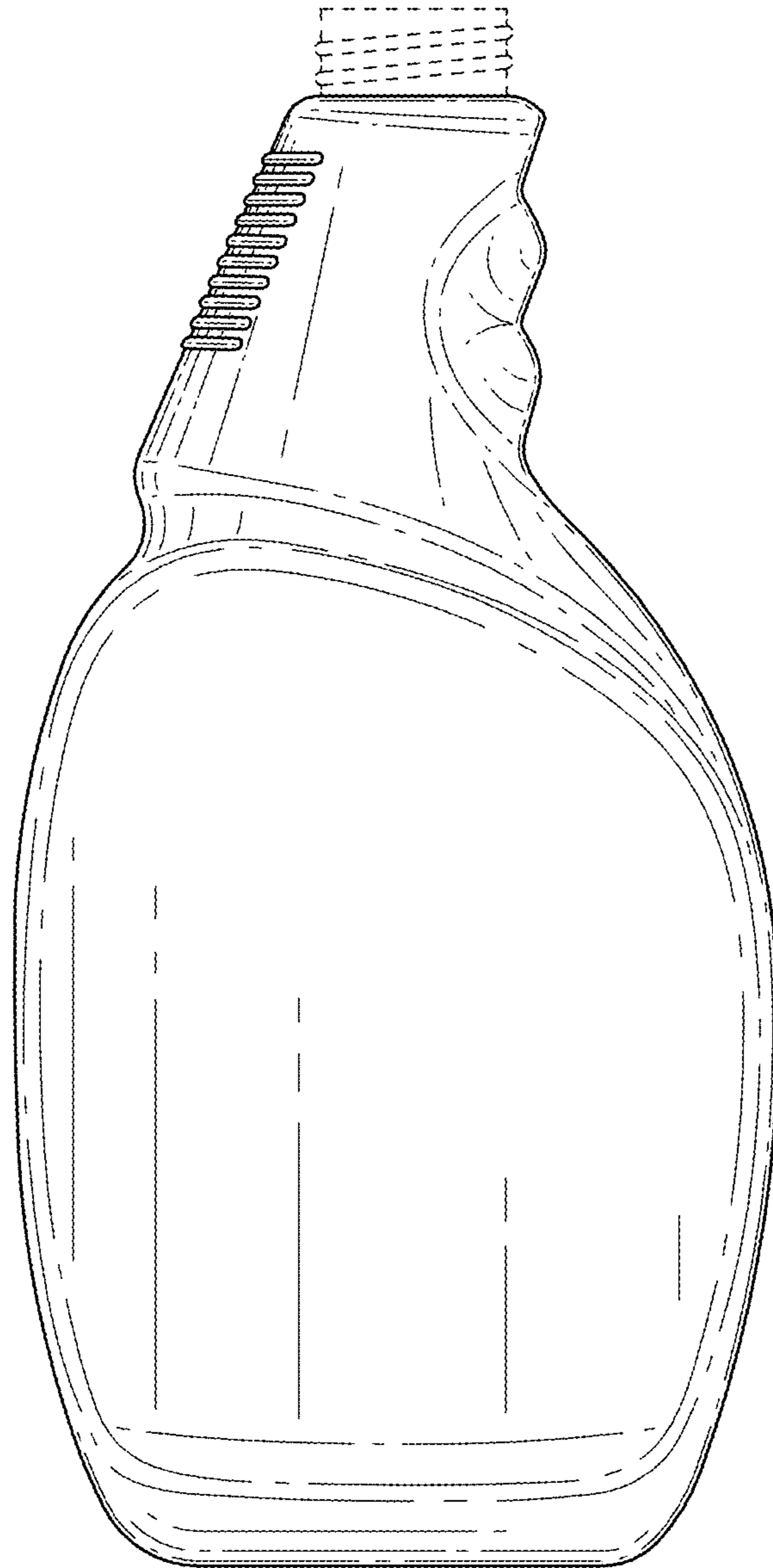


FIG. 6

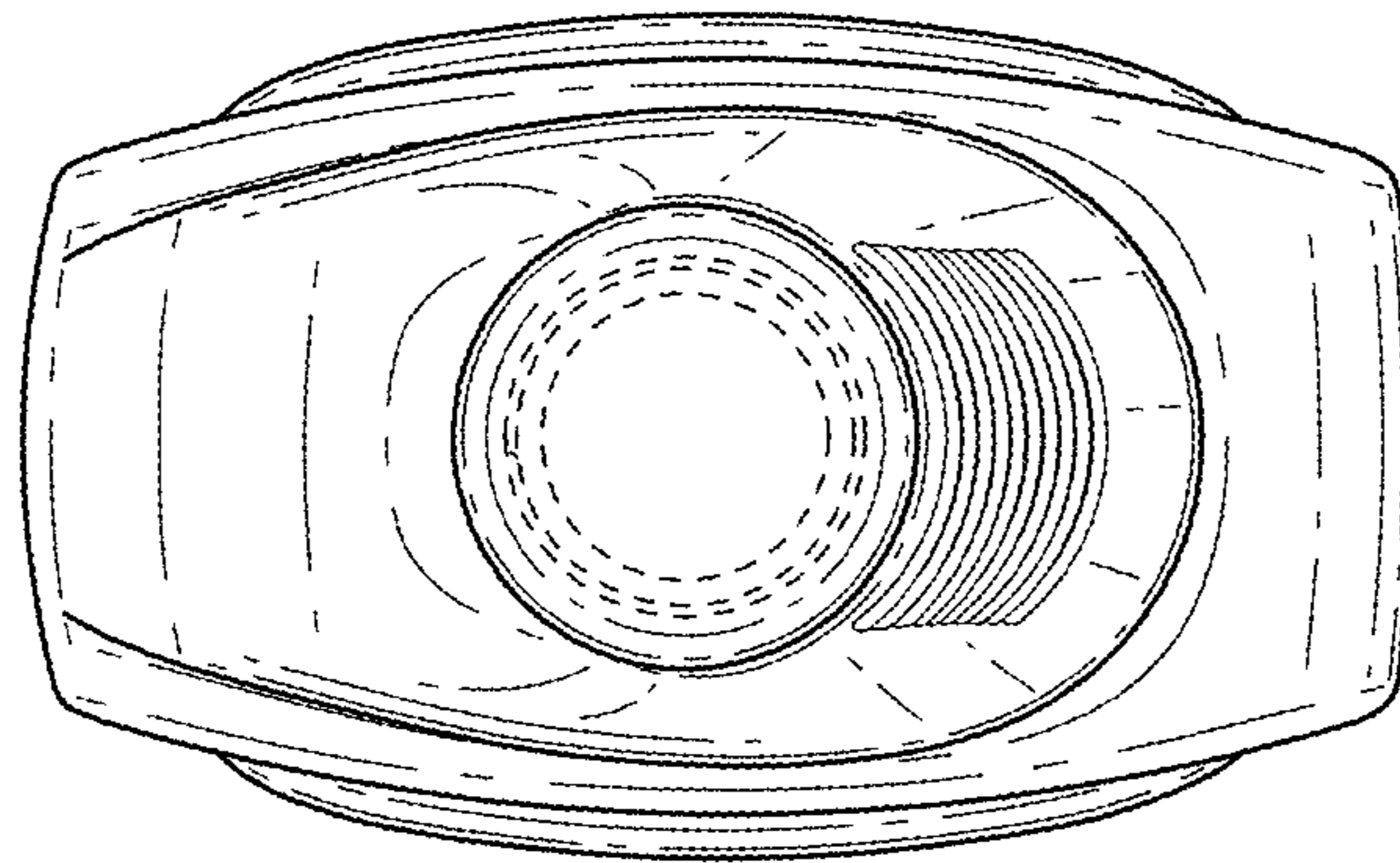


FIG. 7

