



US00D774912S

(12) **United States Design Patent**
Herbst et al.

(10) **Patent No.:** **US D774,912 S**
(45) **Date of Patent:** **** Dec. 27, 2016**

(54) **DECORATIVE BAND FOR FOUR SIDED BOTTLE**

(71) Applicant: **O2COOL, LLC**, Chicago, IL (US)

(72) Inventors: **Scot Herbst**, Santa Cruz, CA (US);
Eric F. Junkel, Mount Prospect, IL (US);
Michael Ksiazek, Burr Ridge, IL (US)

(73) Assignee: **O2COOL, LLC**, Chicago, IL (US)

(**) Term: **14 Years**

(21) Appl. No.: **29/520,078**

(22) Filed: **Mar. 11, 2015**

(51) **LOC (10) Cl.** **09-01**

(52) **U.S. Cl.**
USPC **D9/516; D9/561; D9/566; D9/541;**
D9/542; D7/624.2

(58) **Field of Classification Search**

USPC **D9/516, 530, 541, 542, 544, 559, 561,**
D9/566, 567, 574, 715, 719; D7/396.2,
D7/396.4, 509-511, 560, 562, 601, 602,
D7/619.1, 622, 624.1, 624.2
CPC **B65D 23/0871; B65D 23/0878; B65D**
23/0892; B65D 23/102
See application file for complete search history.

(56) **References Cited**

U.S. PATENT DOCUMENTS

D44,931 S * 11/1913 Lorenz D7/523
D241,714 S * 10/1976 Plummer D9/500
5,158,190 A * 10/1992 Sosenko B65D 23/102
215/371
D335,086 S * 4/1993 Wacker D9/504
D431,465 S * 10/2000 Cheng D9/434
D434,655 S * 12/2000 Haugh D9/434
D456,712 S * 5/2002 Krich D9/434

D457,055 S * 5/2002 Ranchetti D9/557
D472,473 S * 4/2003 Wechsler D9/551
6,841,262 B1 * 1/2005 Beck B29C 49/0073
215/382
D519,780 S * 5/2006 Lai D5/7
D529,386 S * 10/2006 Kamineni D9/516
D558,052 S * 12/2007 Harper D9/530
D564,888 S * 3/2008 Leck D9/538
D587,570 S * 3/2009 Trayser D9/434
7,540,219 B1 * 6/2009 Shands B67B 7/18
81/3.39
D599,678 S * 9/2009 Ziegler D9/773

(Continued)

Primary Examiner — Ian Simmons

Assistant Examiner — Keith Frank

(74) *Attorney, Agent, or Firm* — Thompson Coburn LLP

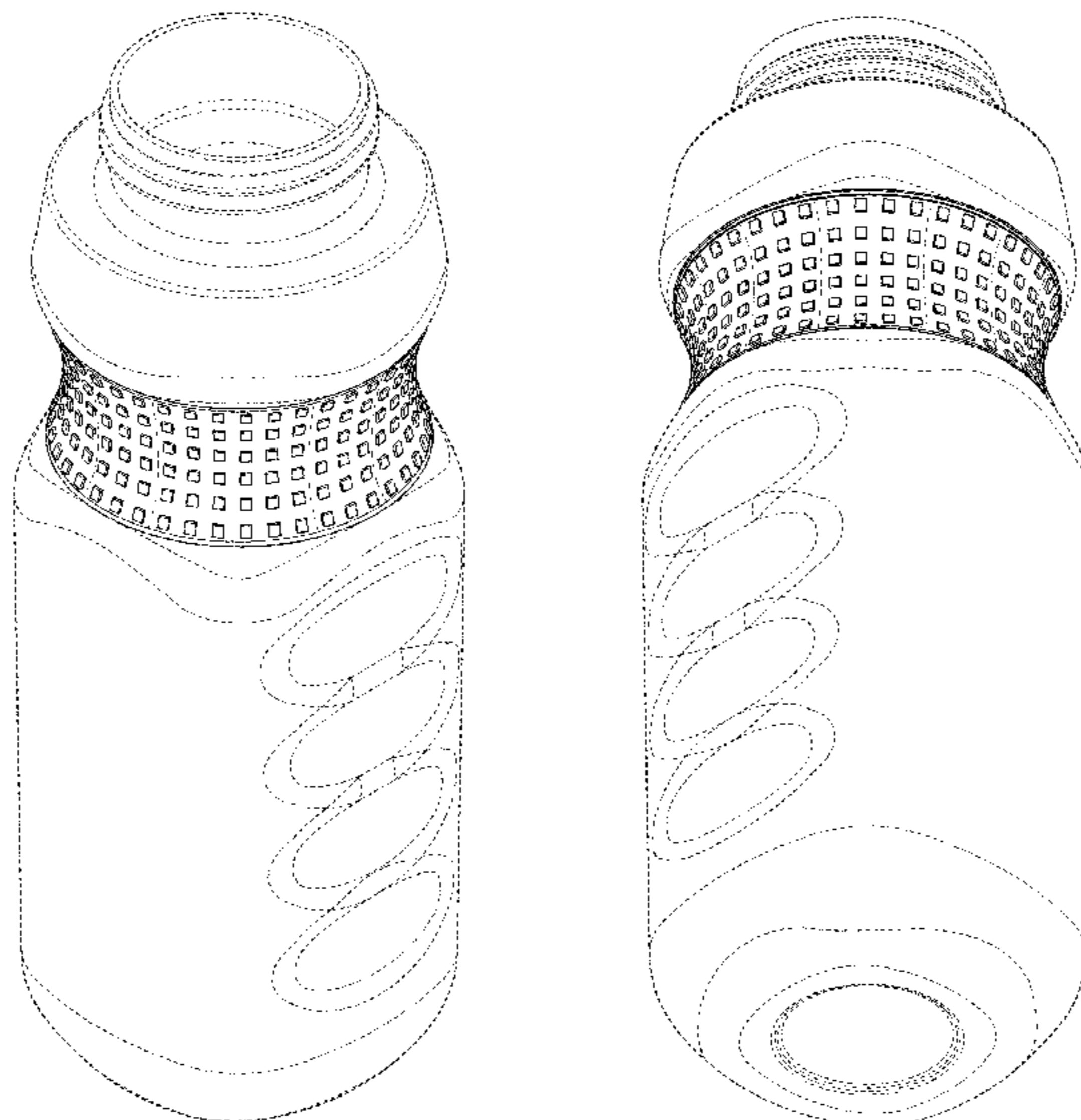
(57) **CLAIM**

We claim the ornamental design for a decorative band for four sided bottle, as shown and described.

DESCRIPTION

FIG. 1 is a top left perspective view of the decorative band for a four sided bottle showing our new design;
FIG. 2 is a bottom right perspective view thereof;
FIG. 3 is a front view thereof;
FIG. 4 is a right side view thereof with the left side view being identical;
FIG. 5 is a top view thereof;
FIG. 6 is a bottom view thereof; and,
FIG. 7 is a magnified view of the portion of FIG. 4 identified by the dash-dot broken line.
The dashed broken lines in FIGS. 1-6 depict environmental subject matter only and form no part of the claimed design. The dash-dot broken line in FIG. 4 is included for the sole purpose of identifying a specific portion of the decorative band, the specific portion being depicted in a magnified view in FIG. 7. The dash-dot broken line forms no part of the claimed design.

1 Claim, 6 Drawing Sheets



(56)

References Cited

U.S. PATENT DOCUMENTS

D600,115	S	*	9/2009	Trayser	D9/434
D601,018	S	*	9/2009	Trayser	D9/434
D643,689	S	*	8/2011	Selina	D7/607
D643,735	S	*	8/2011	Sherwood	D9/549
D656,365	S	*	3/2012	Bickert	D7/523
D668,957	S	*	10/2012	Kallenbach	D9/435
D731,246	S	*	6/2015	Beller	D7/524
D731,345	S	*	6/2015	Stewart	D11/3
D740,686	S	*	10/2015	Penn	D9/500

* cited by examiner

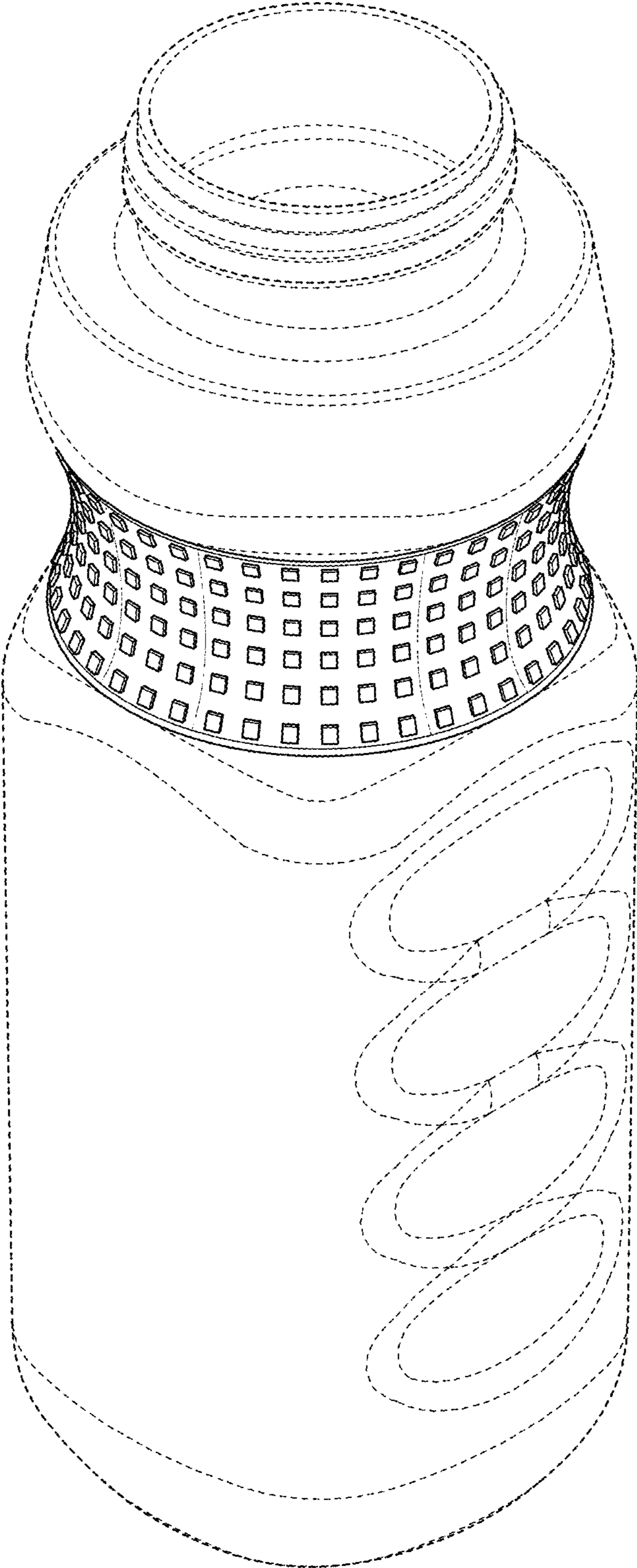


FIG. 1




FIG. 2

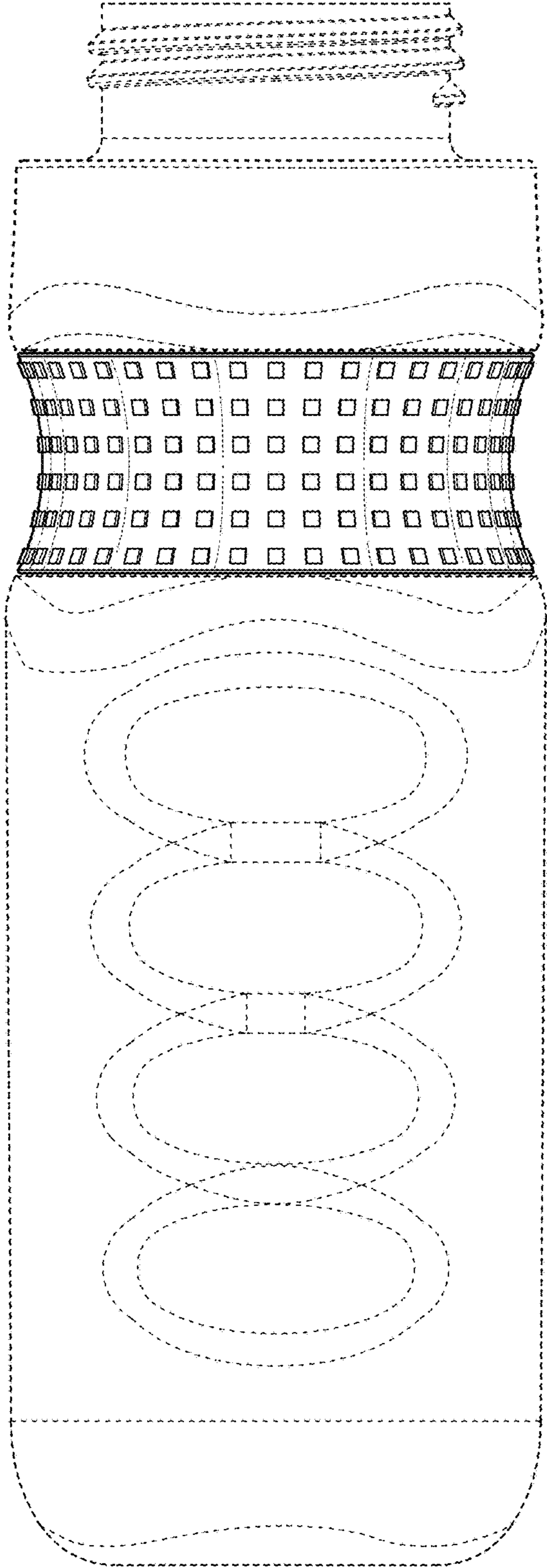


FIG. 3

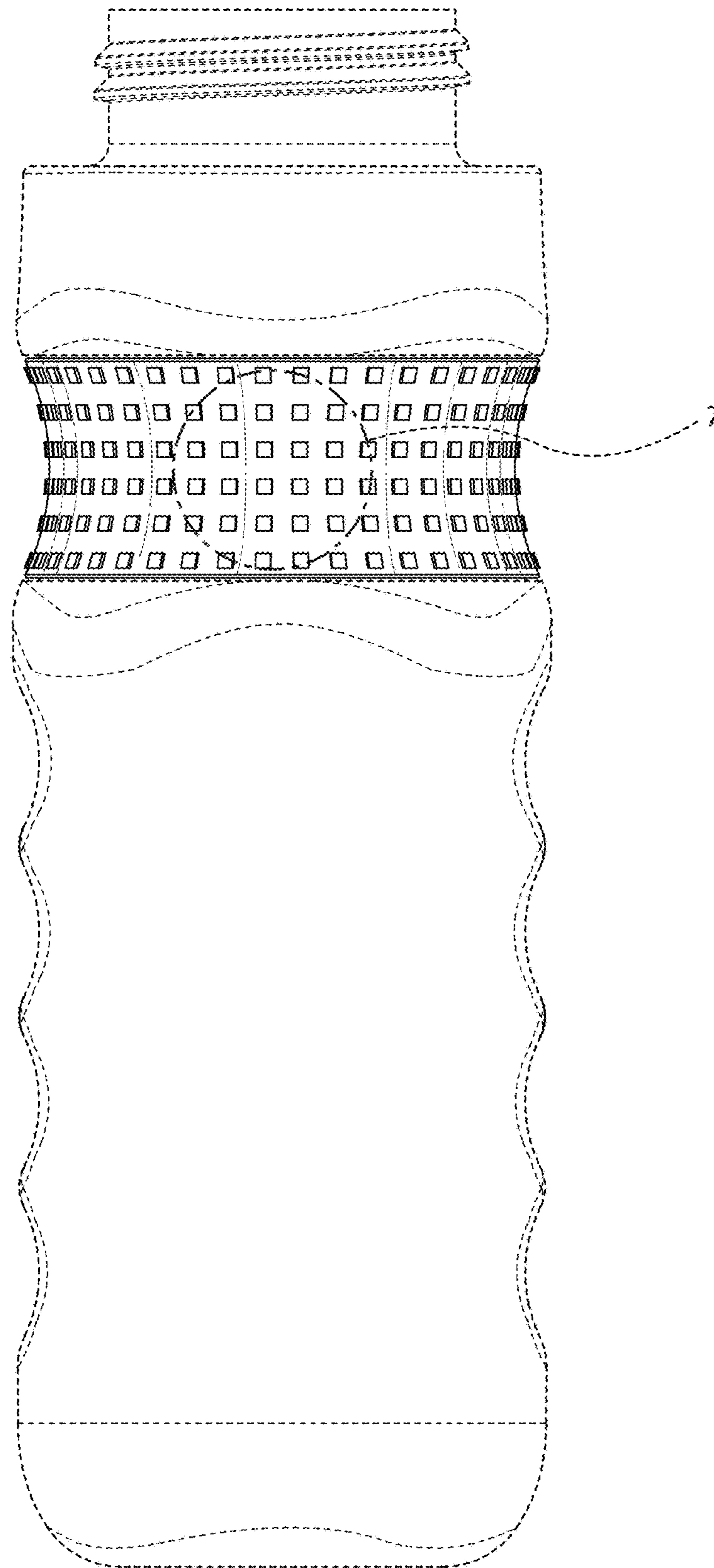


FIG. 4

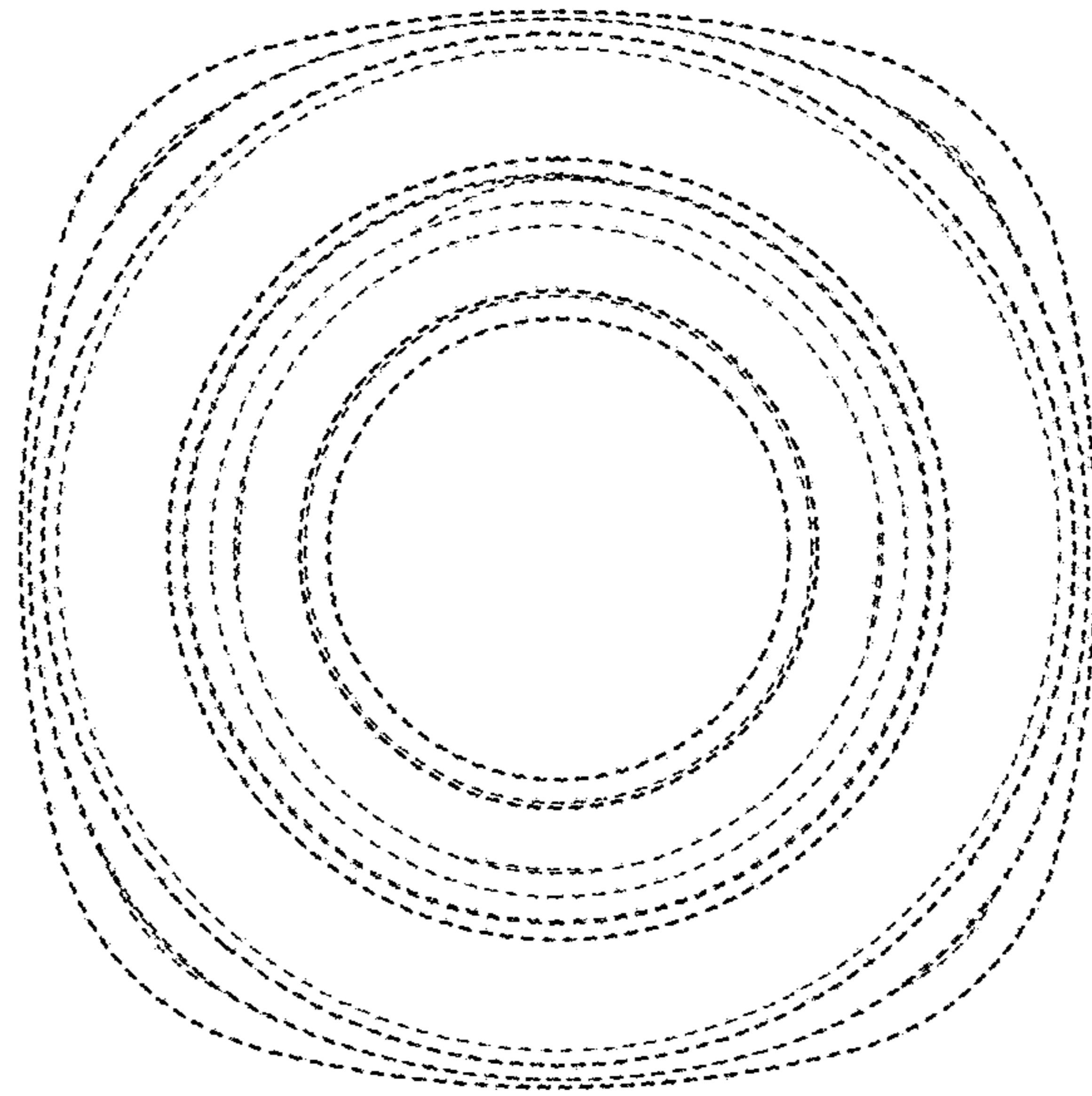


FIG. 5

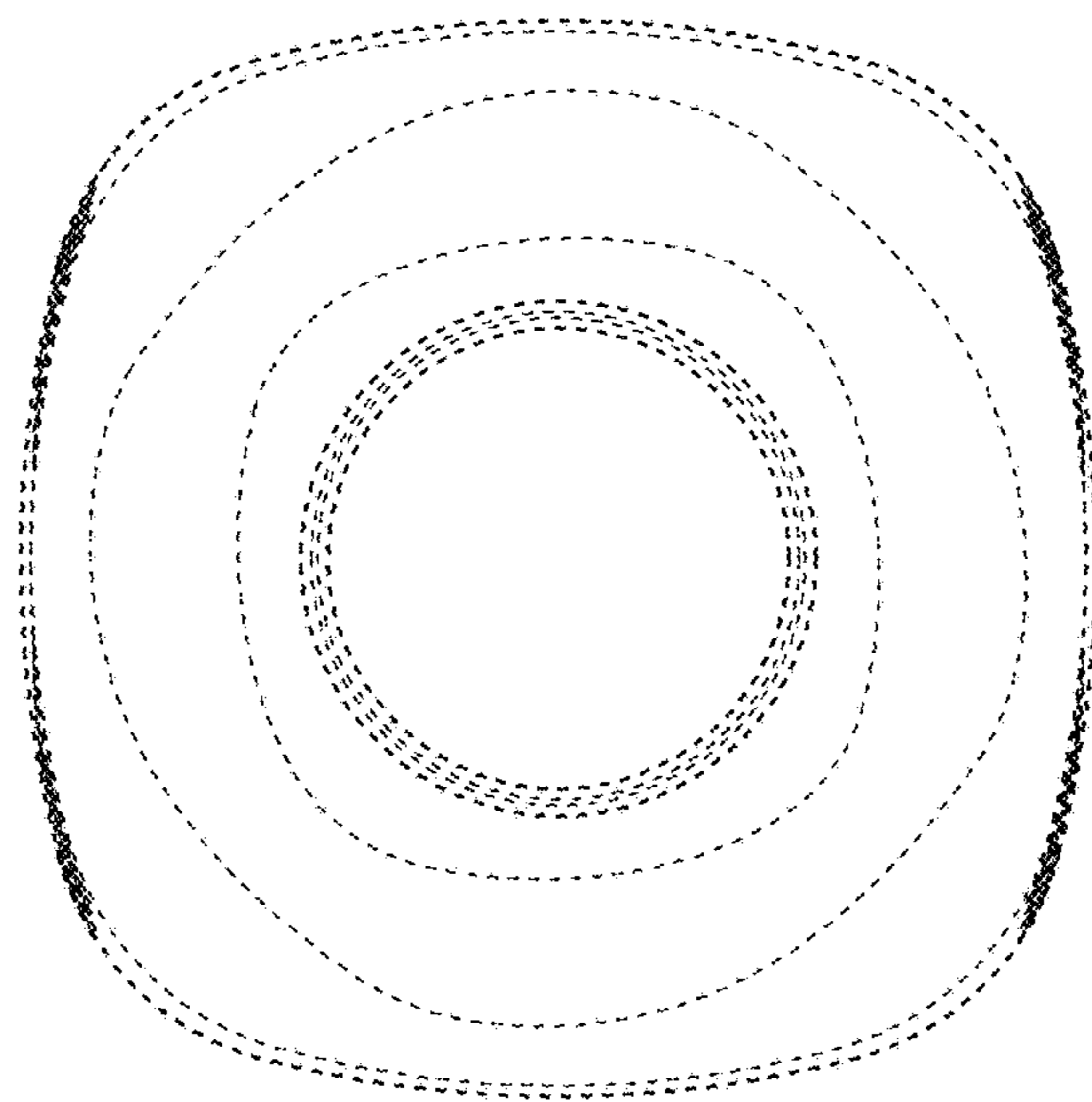


FIG. 6

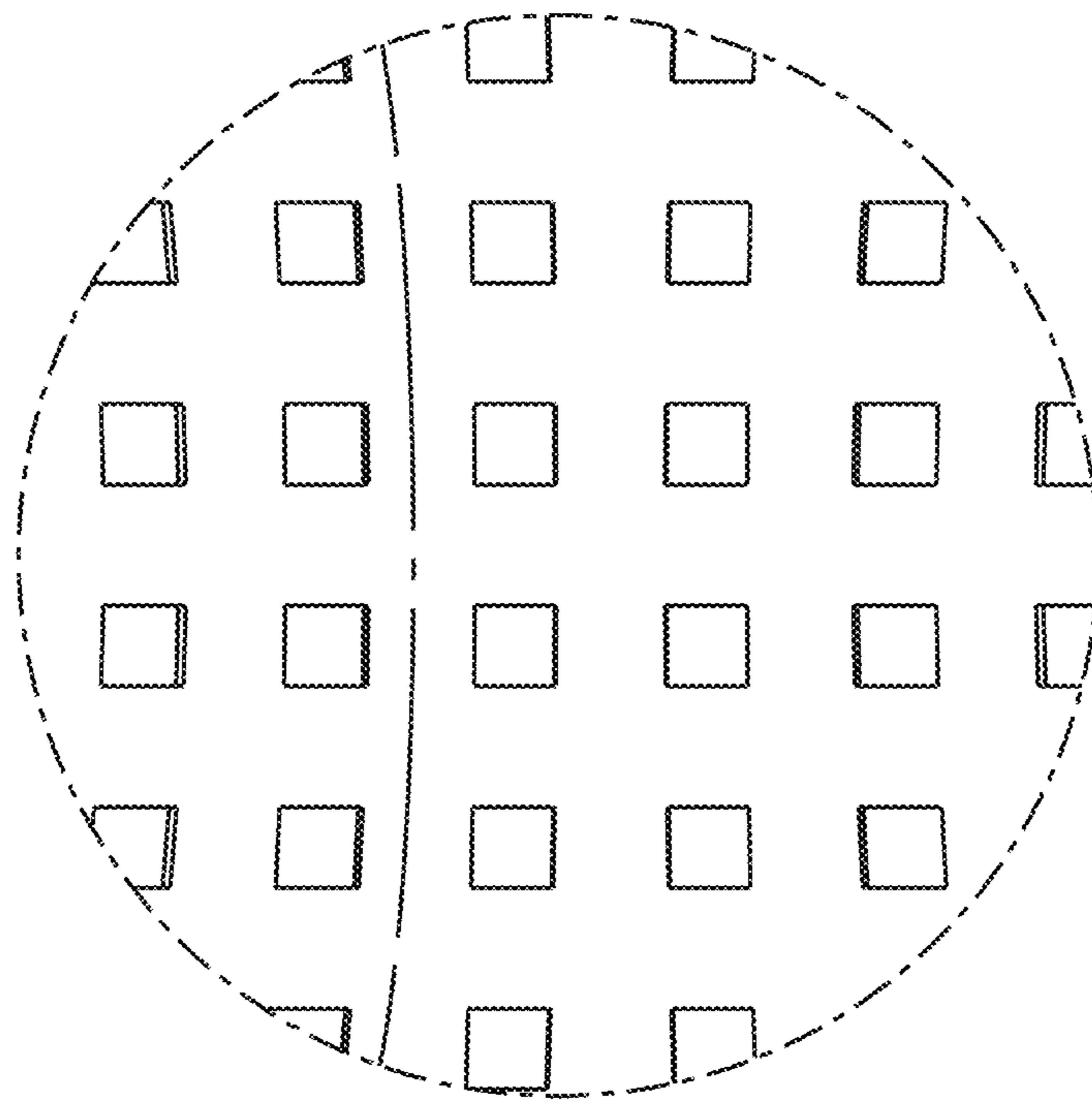


FIG. 7