



US00D774911S

(12) **United States Design Patent**
Herbst et al.

(10) **Patent No.:** **US D774,911 S**

(45) **Date of Patent:** **** Dec. 27, 2016**

(54) **DECORATIVE BAND FOR THREE SIDED BOTTLE**

(71) Applicant: **O2COOL, LLC**, Chicago, IL (US)

(72) Inventors: **Scot Herbst**, Santa Cruz, CA (US);
Eric F. Junkel, Mount Prospect, IL (US);
Michael Ksiazek, Burr Ridge, IL (US)

(73) Assignee: **O2COOL, LLC**, Chicago, IL (US)

(**) Term: **14 Years**

(21) Appl. No.: **29/519,647**

(22) Filed: **Mar. 6, 2015**

(51) **LOC (10) Cl.** **09-01**

(52) **U.S. Cl.**
USPC **D9/516; D7/396.4; D7/396.2**

(58) **Field of Classification Search**
USPC **D9/516, 530, 541, 542, 559, 561, 566,**
D9/567, 574, 715, 719; D7/396.2, 396.4,
D7/509-511, 560, 562, 601, 602, 619.1,
D7/624.1, 624.2

CPC **B65D 23/0871; B65D 23/0878; B65D**
23/0892; B65D 23/102

See application file for complete search history.

(56) **References Cited**

U.S. PATENT DOCUMENTS

D155,134 S *	9/1949	Dykstra	D9/555
D201,840 S *	8/1965	Hauser	D9/553
D238,930 S *	2/1976	Dadmum, Jr.	D7/300
D259,097 S *	5/1981	Kretz	D7/598
D386,407 S *	11/1997	Gutting	D9/434
D389,415 S *	1/1998	Luh	D9/566
D431,465 S *	10/2000	Cheng	D9/434
D457,055 S *	5/2002	Ranchetti	D9/557
D564,888 S *	3/2008	Leck	D9/538
D587,570 S *	3/2009	Trayser	D9/434

D600,115 S *	9/2009	Trayser	D9/434
D601,018 S *	9/2009	Trayser	D9/434
D636,269 S *	4/2011	Arnell	D9/516
D640,507 S *	6/2011	Selina	D7/607
D643,690 S *	8/2011	Selina	D7/607
D653,123 S *	1/2012	Ziegler	D9/773
D656,365 S *	3/2012	Bickert	D7/523
D662,362 S *	6/2012	Bickert	D7/510
D743,206 S *	11/2015	Pendleton	D7/509
D743,207 S *	11/2015	Pendleton	D7/523

* cited by examiner

Primary Examiner — Ian Simmons

Assistant Examiner — Keith Frank

(74) *Attorney, Agent, or Firm* — Thompson Coburn LLP

(57) **CLAIM**

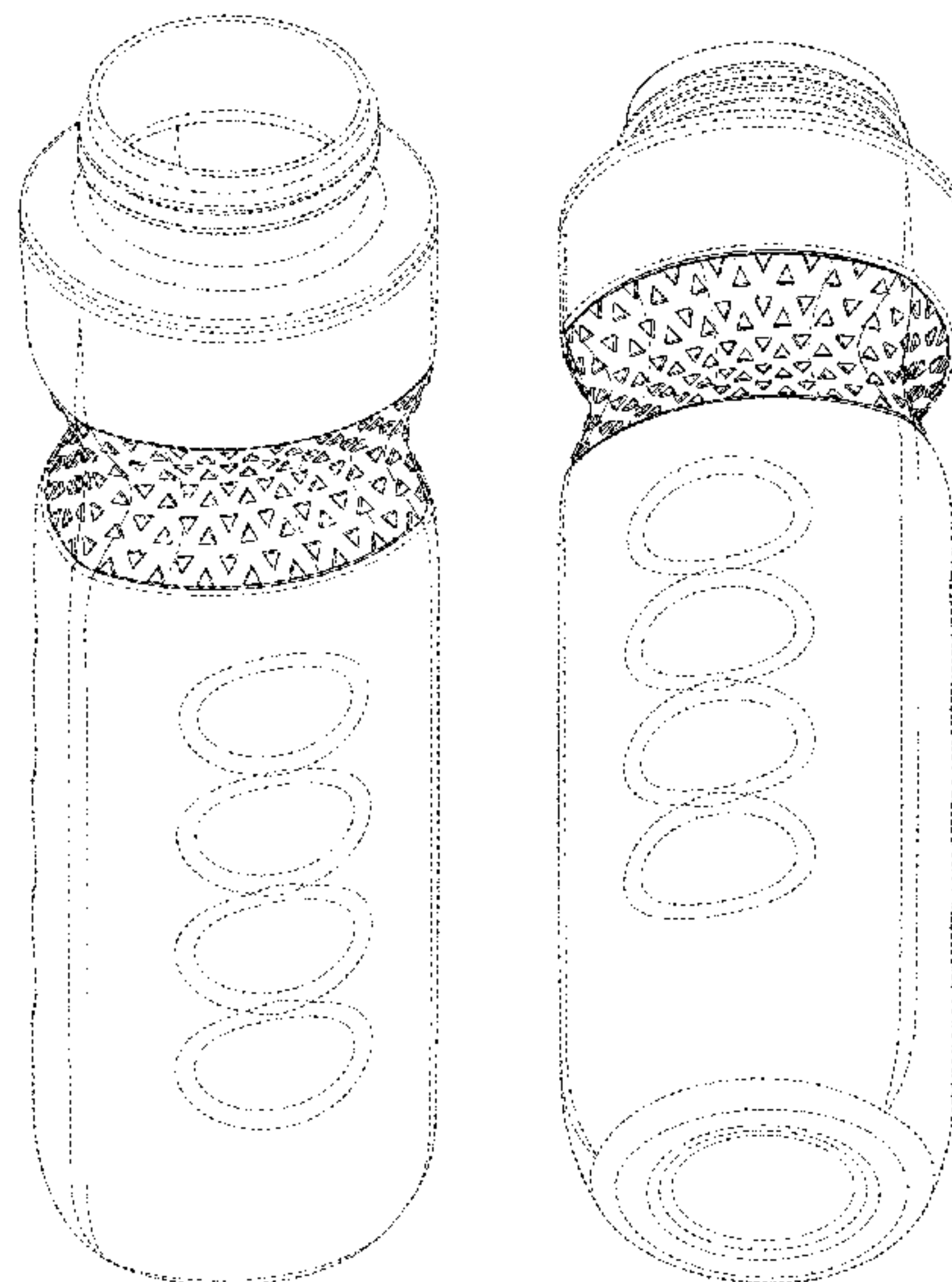
We claim the ornamental design for a decorative band for three sided bottle, as shown and described.

DESCRIPTION

FIG. 1 is a front perspective view of the decorative band for three sided bottle showing our new design;
FIG. 2 is a rear perspective view thereof;
FIG. 3 is a front view thereof;
FIG. 4 is a left side view thereof;
FIG. 5 is a right side view thereof;
FIG. 6 is a rear view thereof;
FIG. 7 is a top view thereof;
FIG. 8 is a bottom view thereof; and,
FIG. 9 is a magnified view of the portion of FIG. 6 identified by the dash-dot broken line.

The dashed broken lines in FIGS. 1-8 depict environmental subject matter only and form no part of the claimed design. The dash-dot broken line in FIG. 6 is included for the sole purpose of identifying a specific portion of the decorative band, the specific portion being depicted in a magnified view in FIG. 9. The dash-dot broken line forms no part of the claimed design.

1 Claim, 8 Drawing Sheets



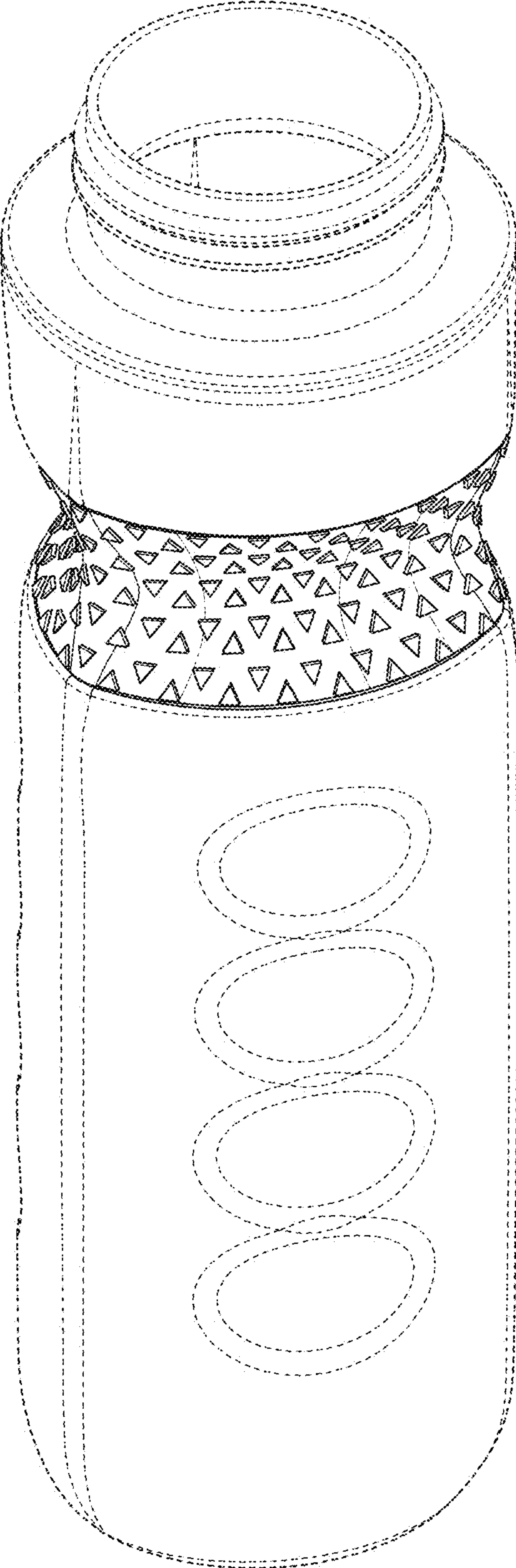


FIG. 1

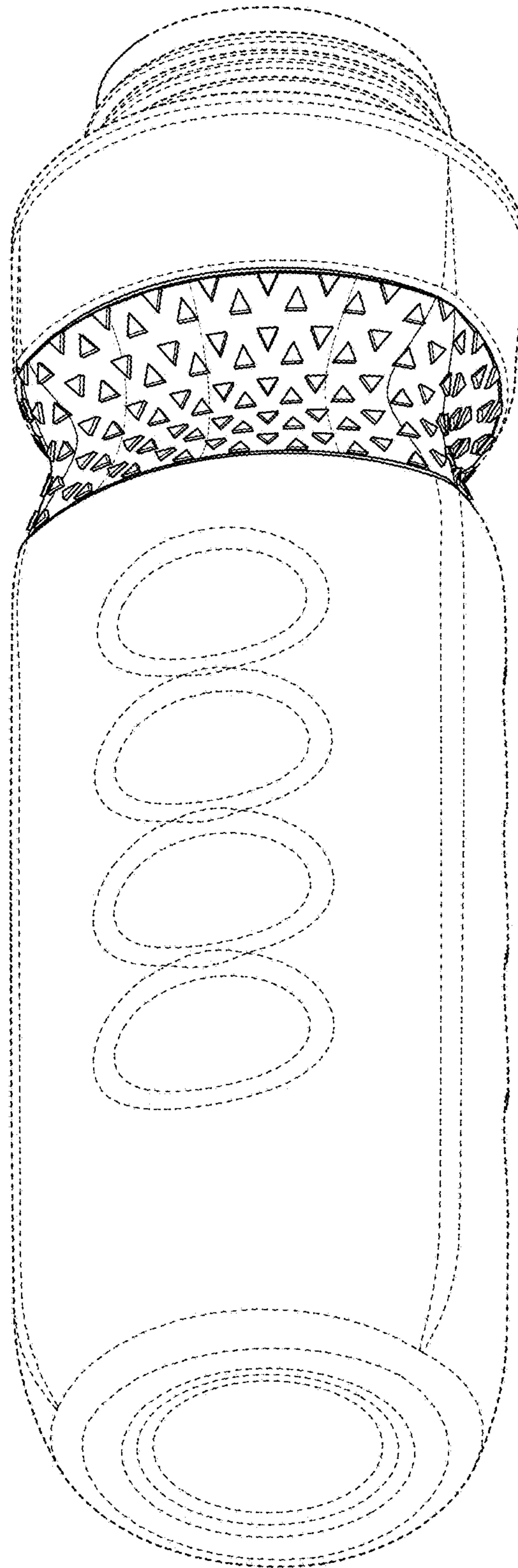


FIG. 2




FIG. 3

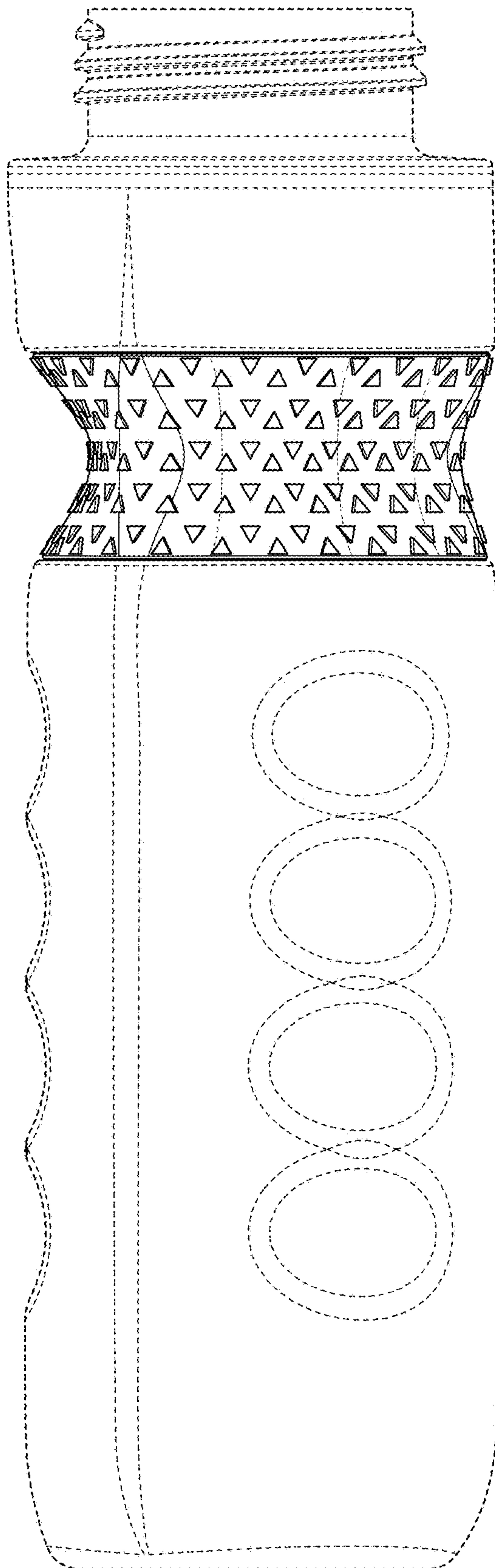


FIG. 4

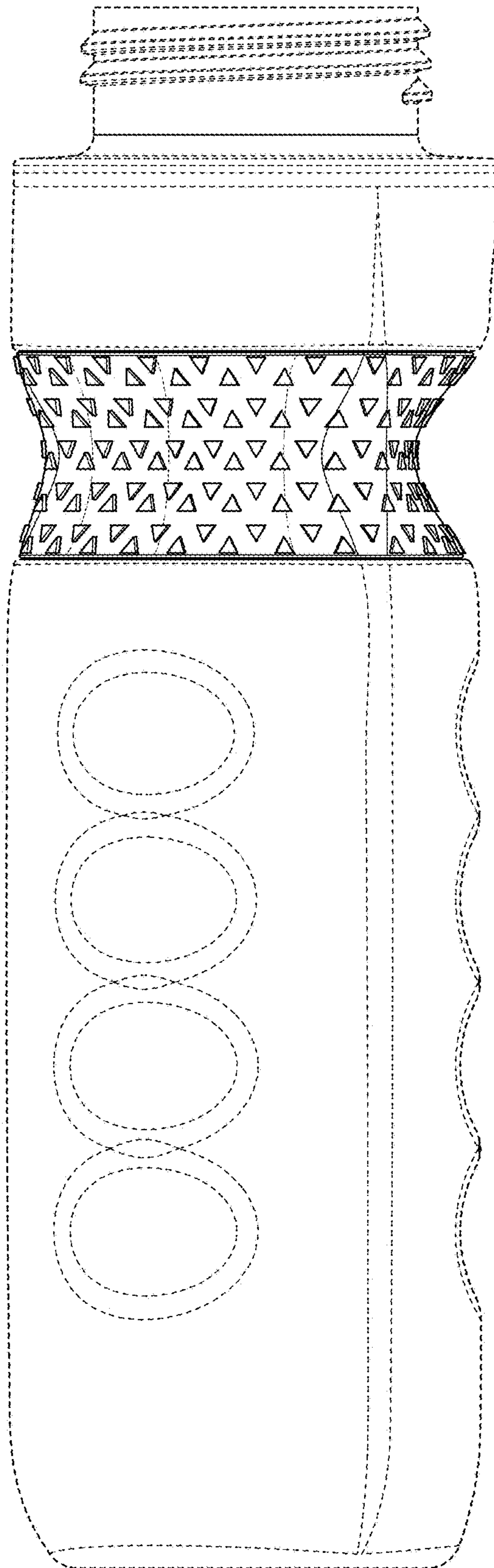


FIG. 5

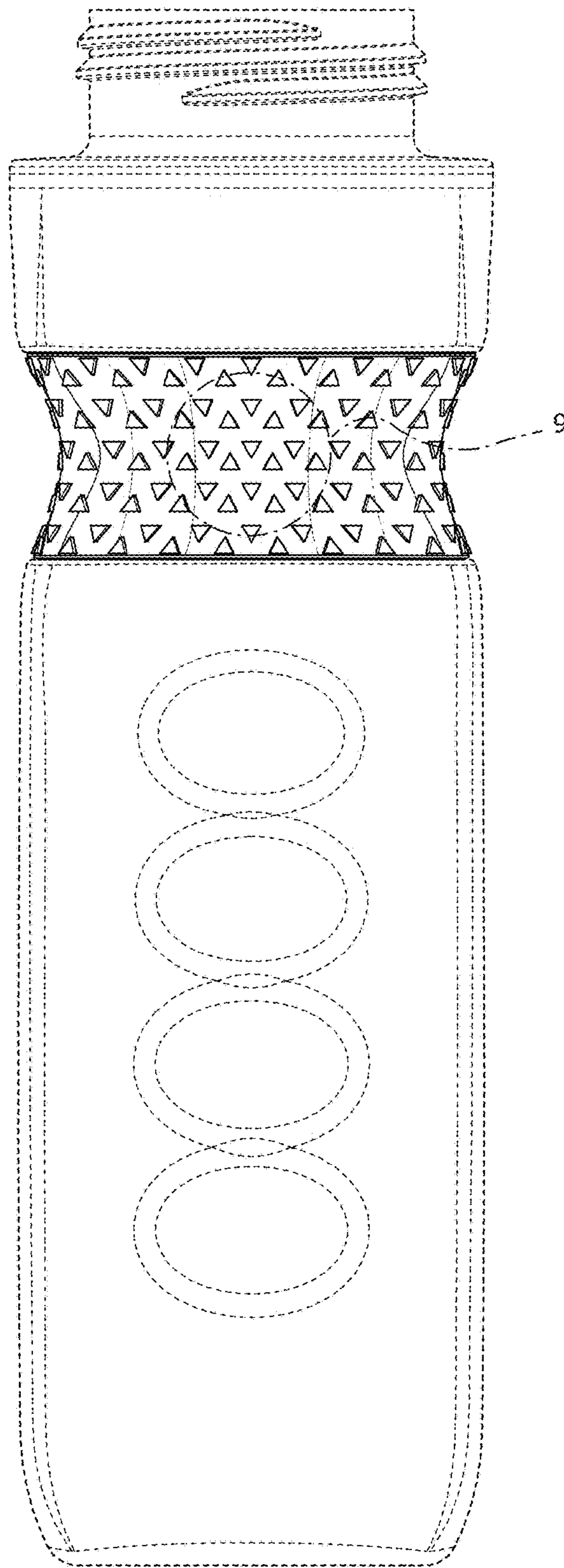


FIG. 6

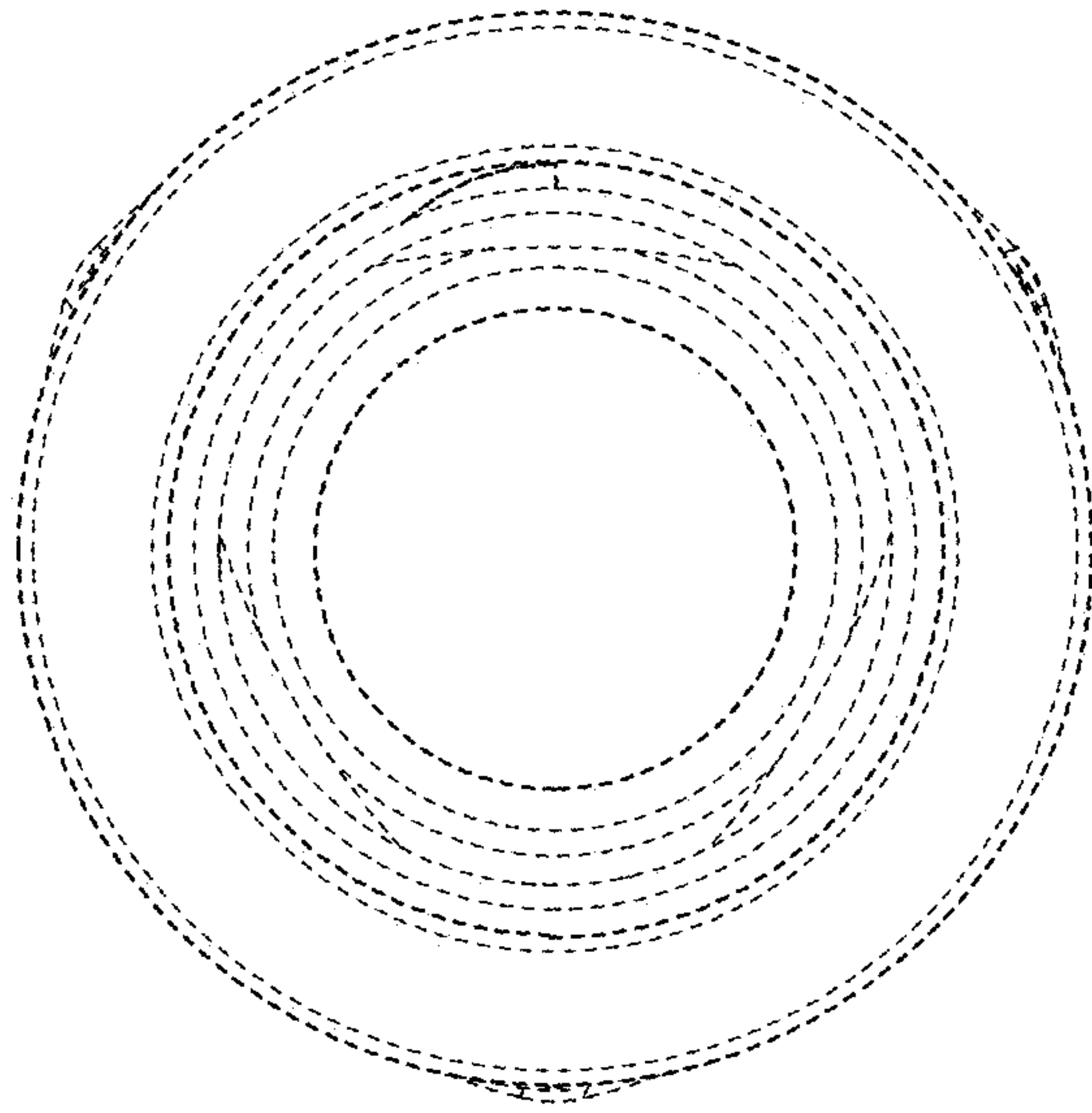


FIG. 7

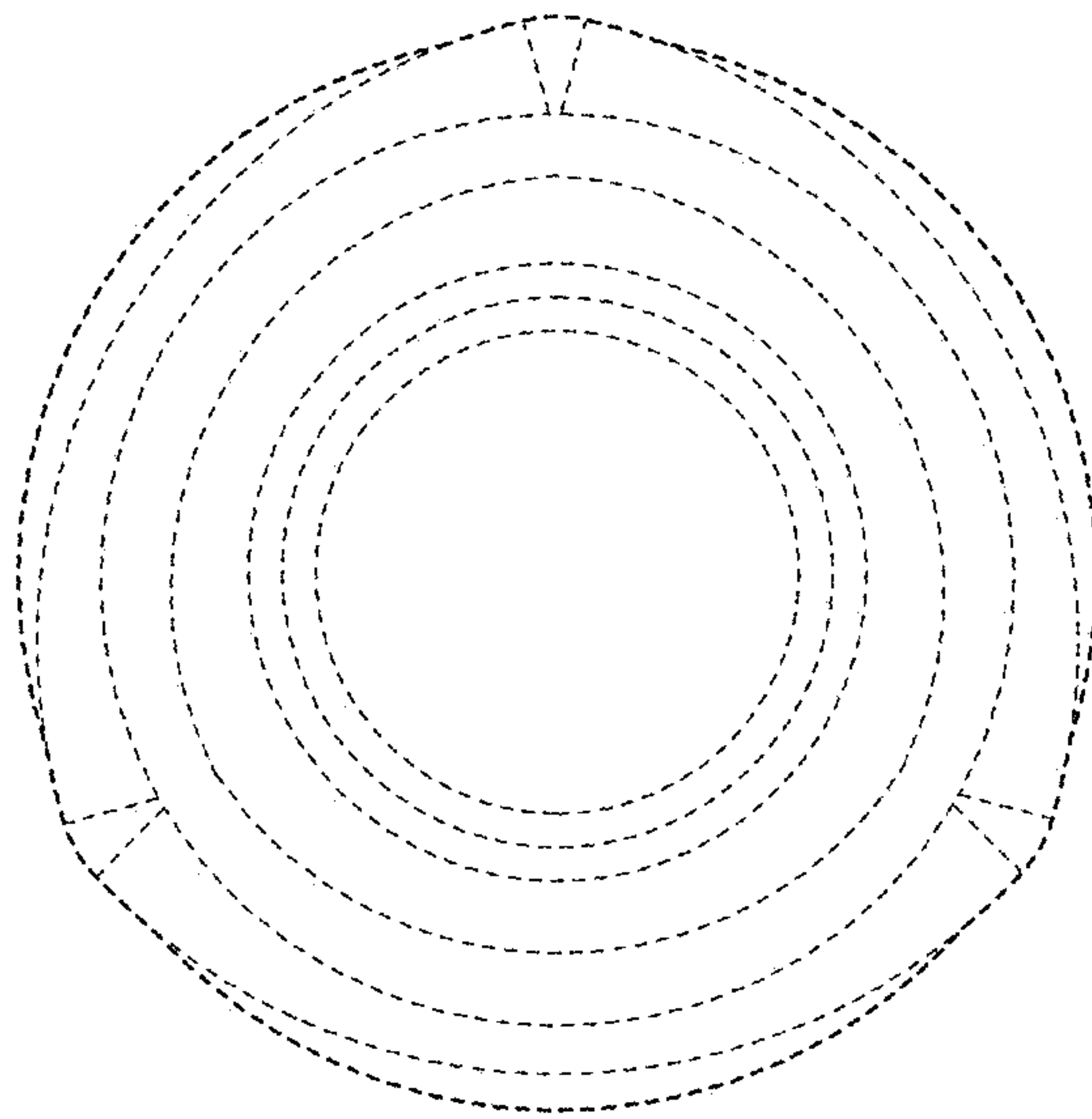


FIG. 8

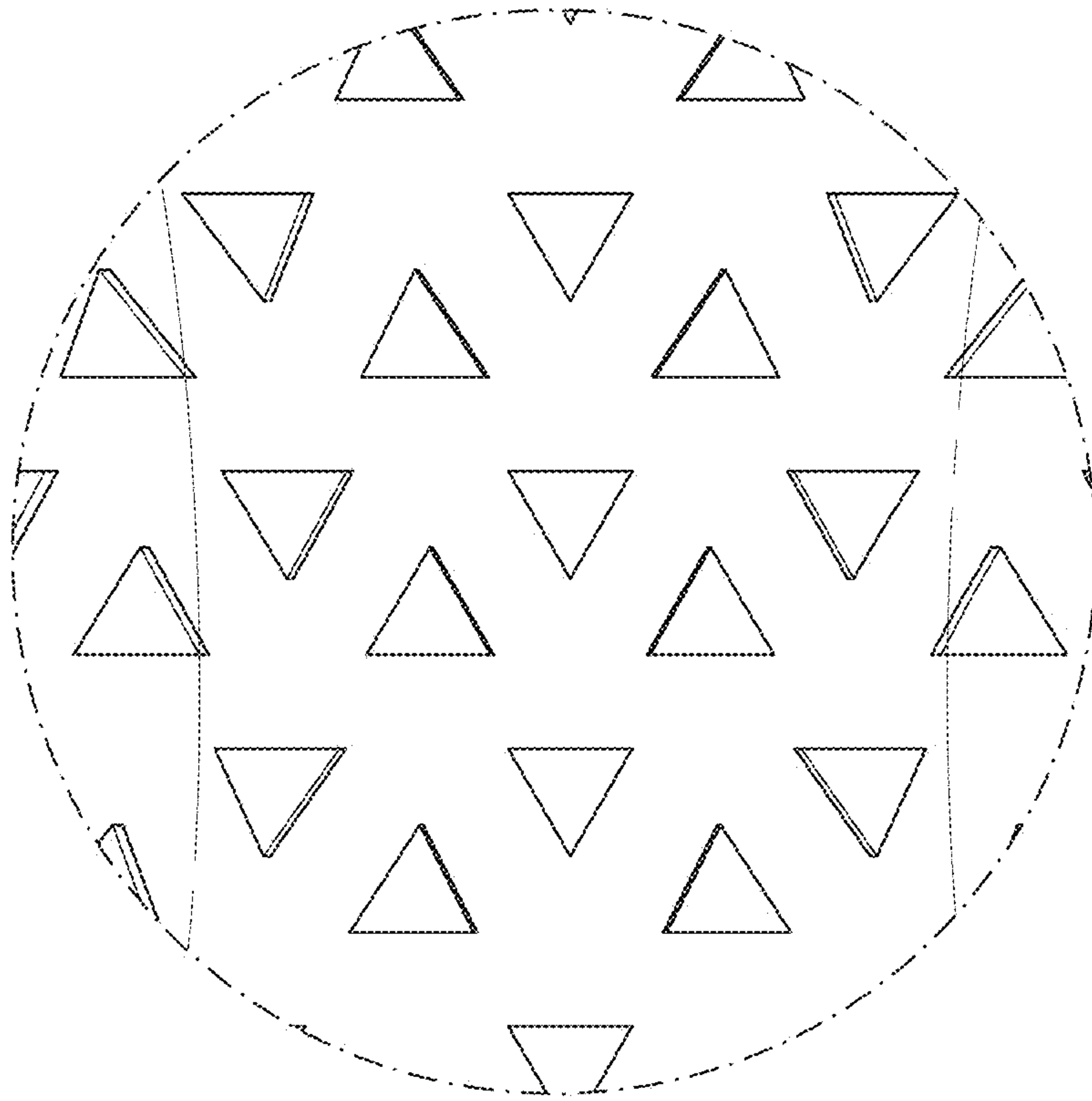


FIG. 9