



US00D774886S

(12) **United States Design Patent** (10) **Patent No.:** **US D774,886 S**
Moskovich et al. (45) **Date of Patent:** **** Dec. 27, 2016**

(54) **ORAL CARE IMPLEMENT PACKAGE**
(71) Applicant: **Colgate-Palmolive Company**, New York, NY (US)
(72) Inventors: **Robert Moskovich**, East Brunswick, NJ (US); **Wenjin Xi**, Shanghai (CN); **Yanmei Ji**, Nanjing Jiangsu (CN); **Jifen Yang**, Yangzhou (CN); **Yuanqiang Fang**, Yangzhou (CN)
(73) Assignee: **Colgate-Palmolive Company**, New York, NY (US)
(**) Term: **15 Years**
(21) Appl. No.: **29/557,148**
(22) Filed: **Mar. 7, 2016**

D408,278 S * 4/1999 Konop D9/415
D418,053 S * 12/1999 Kornick D9/415
D419,063 S * 1/2000 Baker D9/415
D421,385 S * 3/2000 Meeker D9/415
D423,927 S * 5/2000 Senyuva D9/415
D425,414 S * 5/2000 Baker D9/415
D452,430 S * 12/2001 Massari D9/415
D452,431 S * 12/2001 Massari D9/415
D452,432 S * 12/2001 Massari D9/415
D487,397 S * 3/2004 Peghini D9/696
6,726,011 B2 * 4/2004 Sarkar B65D 75/367
206/362.1
D501,791 S * 2/2005 Geiberger D9/415
D507,175 S * 7/2005 Moskovich D9/415
D536,609 S * 2/2007 Moskovich D9/415
D566,541 S * 4/2008 Nanda D9/415
D582,765 S * 12/2008 Gustafson D9/434
D584,160 S * 1/2009 Zimmermann D9/415
D590,245 S * 4/2009 Nanda D9/415
D622,138 S * 8/2010 Winkler D9/415
D679,989 S * 4/2013 Stief D9/415
D684,040 S * 6/2013 Bloch D9/415

(Continued)

Related U.S. Application Data

(62) Division of application No. 29/519,162, filed on Mar. 3, 2015, now Pat. No. Des. 752,427.
(51) **LOC (10) Cl.** **09-03**
(52) **U.S. Cl.**
USPC **D9/415**
(58) **Field of Classification Search**
USPC D9/414-416, 434, 696; 206/362.3, 218; 200/332
CPC B65D 75/366; B65D 75/367; A61C 17/221
See application file for complete search history.

Primary Examiner — Rhea Shields

(57) **CLAIM**

The ornamental design for an oral care implement package, as shown and described.

DESCRIPTION

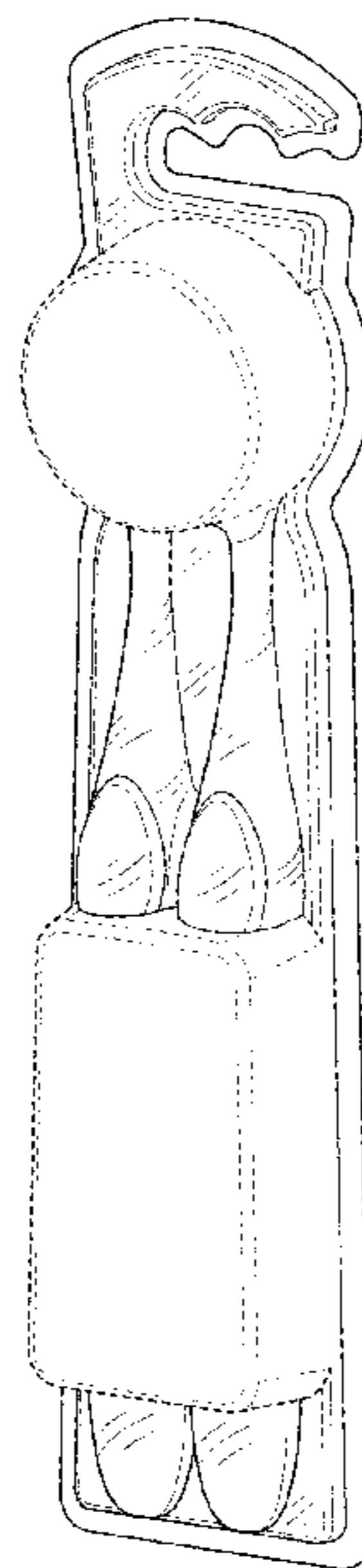
FIG. 1 is a perspective view of the new design;
FIG. 2 is a front view thereof;
FIG. 3 is a rear view thereof;
FIG. 4 is a left side view thereof;
FIG. 5 is a right side view thereof;
FIG. 6 is a top view thereof; and,
FIG. 7 is a bottom view thereof.
All broken lines shown in the drawings are for environmental purposes only and form no part of the claimed design.

(56) **References Cited**

U.S. PATENT DOCUMENTS

D289,014 S * 3/1987 Crawford D9/415
D391,399 S * 3/1998 Mills 206/218
D398,843 S * 9/1998 Wiegner D9/415
D406,755 S * 3/1999 Garganese D9/415

1 Claim, 4 Drawing Sheets



(56)

References Cited

U.S. PATENT DOCUMENTS

D690,584 S *	10/2013	Bloch	D9/415
D698,236 S *	1/2014	Geiberger	D9/415
D704,547 S *	5/2014	Marotti	D9/415
D714,634 S *	10/2014	Lee	D9/415
D735,570 S *	8/2015	Moskovich	D9/415
D736,077 S *	8/2015	Moskovich	D9/415
D737,675 S *	9/2015	Moskovich	D9/415
2005/0161313 A1 *	7/2005	Sorrentino	A61C 17/221
			200/332
2014/0339111 A1 *	11/2014	Moskovich	B65D 75/366
			206/362.3

* cited by examiner




FIG. 1

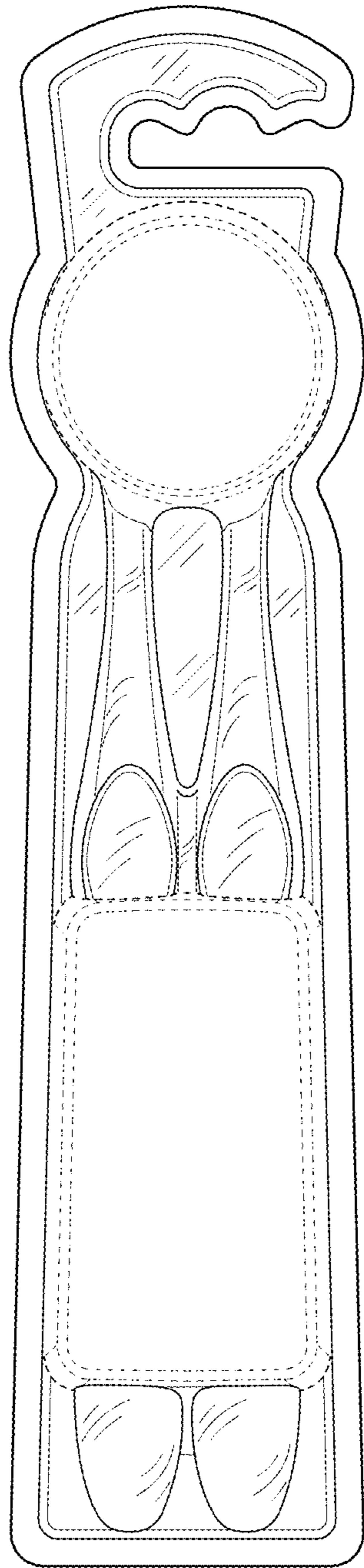


FIG. 2

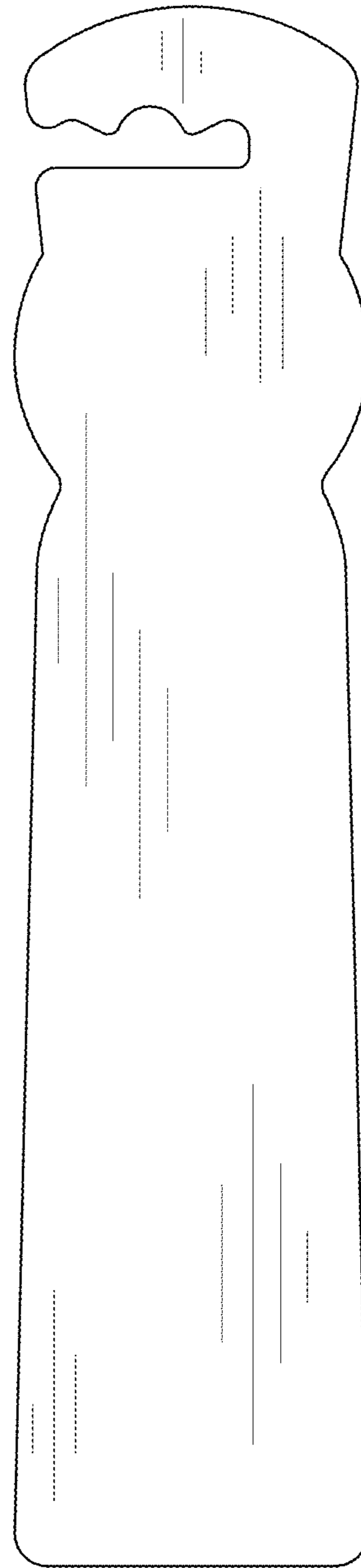


FIG. 3




FIG. 4




FIG. 5

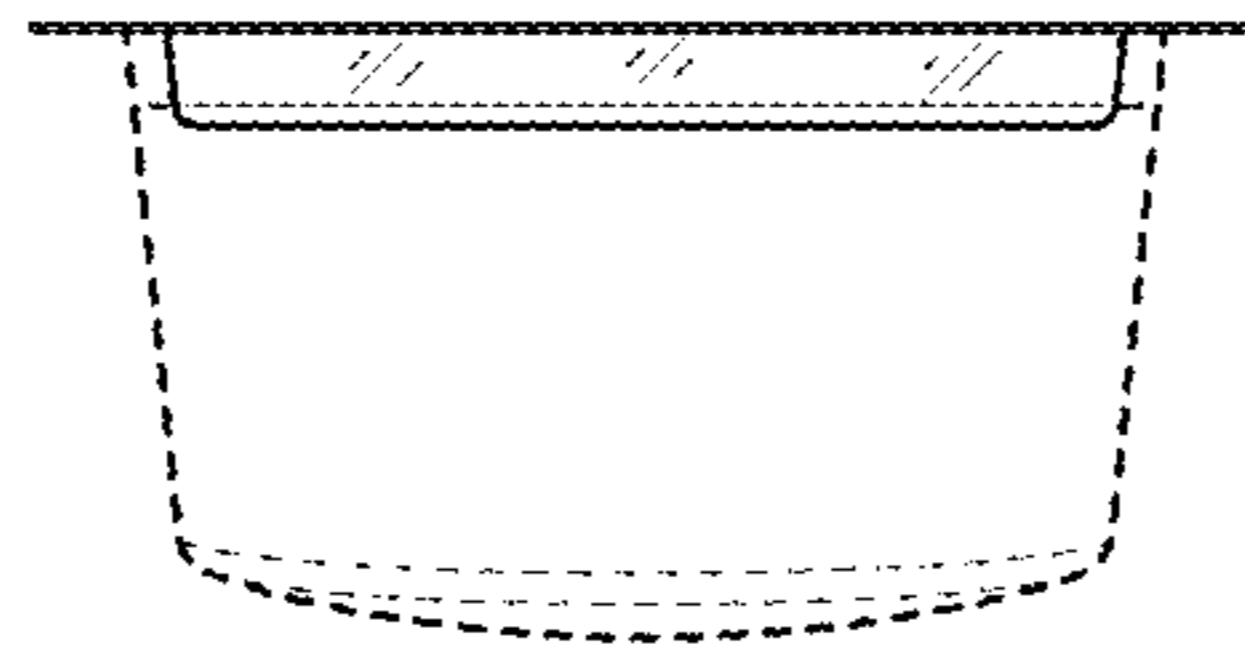


FIG. 6

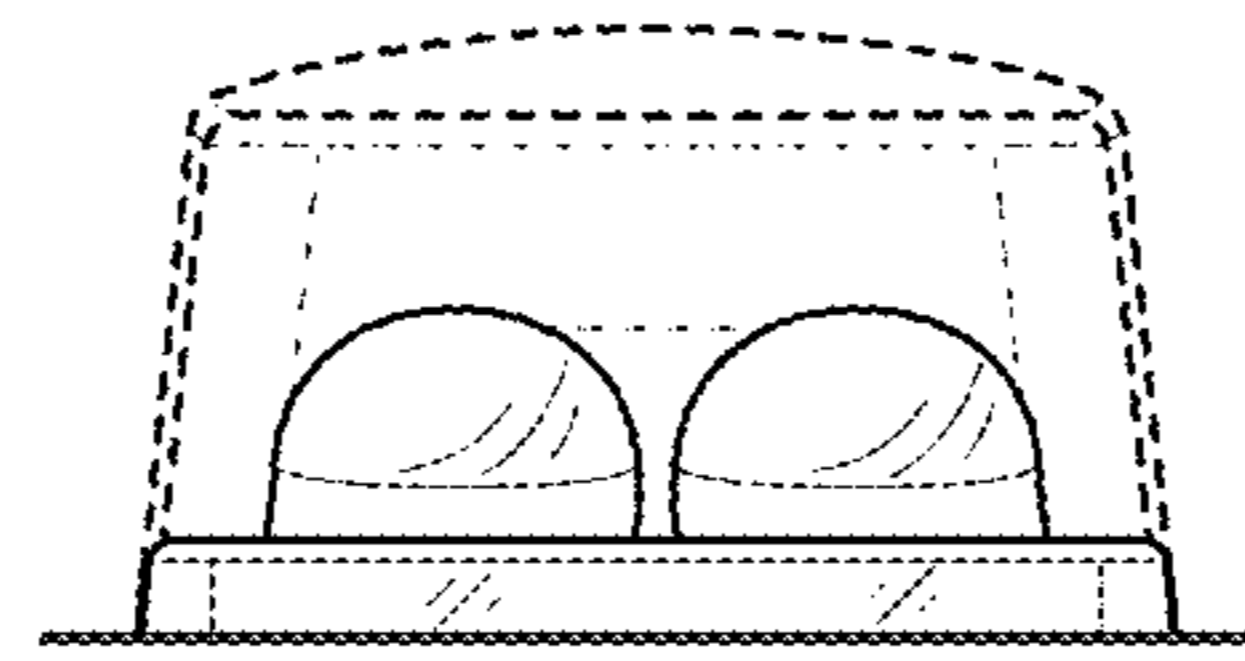


FIG. 7