



US00D774883S

(12) **United States Design Patent** (10) **Patent No.:** **US D774,883 S**
Moskovich et al. (45) **Date of Patent:** **** Dec. 27, 2016**

(54) **ORAL CARE IMPLEMENT PACKAGE**
(71) Applicant: **COLGATE-PALMOLIVE COMPANY**, New York, NY (US)
(72) Inventors: **Robert Moskovich**, East Brunswick, NJ (US); **Wenjin Xi**, Shanghai (CN); **Yanmei Ji**, Yangzhou (CN); **Jifen Yang**, Yangzhou (CN); **Yuanqiang Fang**, Yangzhou (CN); **David K. Lee**, East Brunswick, NJ (US)
(73) Assignee: **Colgate-Palmolive Company**, New York, NY (US)

D425,414 S * 5/2000 Baker D9/415
D427,061 S * 6/2000 Nicksich D9/415
D452,430 S * 12/2001 Massari D9/415
D452,431 S * 12/2001 Massari D9/415
D452,432 S * 12/2001 Massari D9/415
D487,397 S * 3/2004 Peghini D9/696
D495,246 S * 8/2004 Tomassetti D9/415
D501,791 S * 2/2005 Geiberger D9/415
D507,175 S * 7/2005 Moskovich D9/415
D536,609 S * 2/2007 Moskovich D9/415
D592,947 S * 5/2009 Neves D9/415
D594,347 S * 6/2009 Sorrentino D9/418
D605,530 S * 12/2009 Sorrentino D9/418
D629,688 S * 12/2010 Bolsinger D9/434

(Continued)

(**) Term: **15 Years**
(21) Appl. No.: **29/532,562**
(22) Filed: **Jul. 8, 2015**

FOREIGN PATENT DOCUMENTS

CN 3451387 6/2005
CN 301185091 S 5/2010

(Continued)

Primary Examiner — Rhea Shields

Related U.S. Application Data

(62) Division of application No. 29/493,761, filed on Jun. 12, 2014, now Pat. No. Des. 736,077.
(51) **LOC (10) Cl.** **09-03**
(52) **U.S. Cl.**
USPC **D9/415**
(58) **Field of Classification Search**
USPC D9/415, 414, 696, 756, 457, 424, 748;
200/332; 206/769, 369, 362.3, 361
CPC H01H 13/186; B65D 5/4204; A61C 19/02;
A46B 17/04; B44D 3/125
See application file for complete search history.

(57) **CLAIM**

The ornamental design for an oral care implement package, as shown and described.

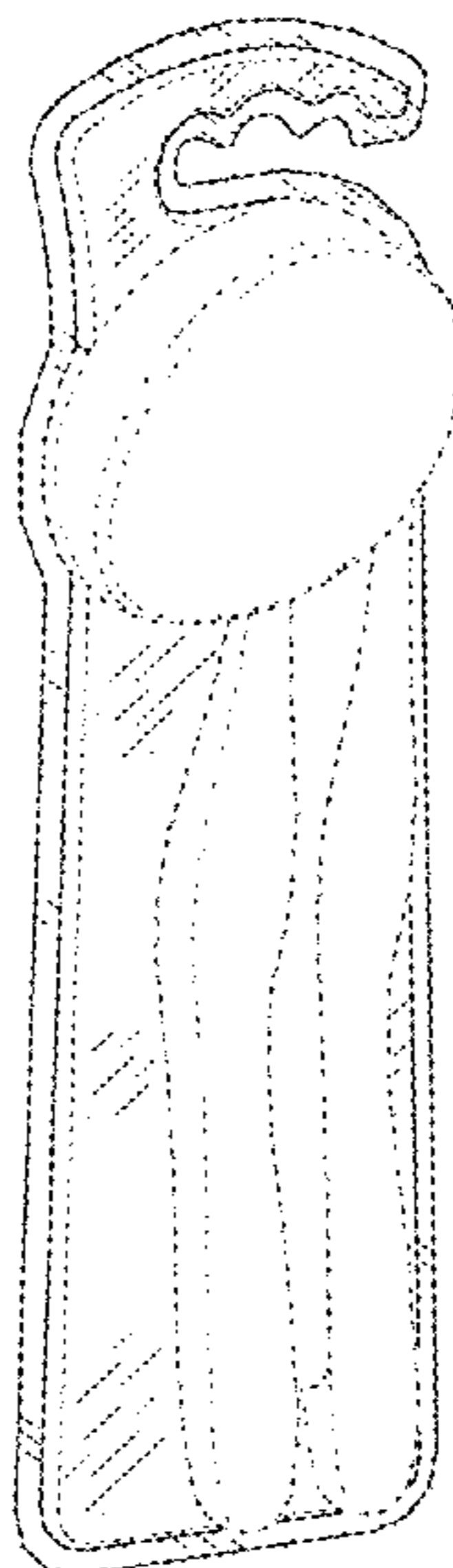
DESCRIPTION

FIG. 1 is a left perspective view of an oral care implement package, according to our new design;
FIG. 2 is a right perspective view thereof;
FIG. 3 is a front view thereof;
FIG. 4 is a rear view thereof;
FIG. 5 is a left side view thereof;
FIG. 6 is a right side view thereof;
FIG. 7 is a top plan view thereof; and,
FIG. 8 is a bottom plan view thereof.
All broken lines shown in the drawings are for environmental purposes only and form no part of the claimed design.

(56) **References Cited**
U.S. PATENT DOCUMENTS

D408,278 S * 4/1999 Konop D9/415
D421,385 S * 3/2000 Meeker D9/415
D423,927 S * 5/2000 Senyuva D9/415

1 Claim, 4 Drawing Sheets



(56)

References Cited

U.S. PATENT DOCUMENTS

D632,573	S *	2/2011	Bolsinger	D9/434
D684,040	S *	6/2013	Bloch	D9/415
D684,045	S *	6/2013	Frees	D9/424
D690,584	S *	10/2013	Bloch	D9/415
D693,212	S *	11/2013	Lee	D9/415
D693,213	S *	11/2013	Lee	D9/415
D699,560	S *	2/2014	Lee	D9/415
D700,047	S *	2/2014	Bloch	D9/415
D700,048	S *	2/2014	Bloch	D9/415
D704,548	S *	5/2014	Demar	D9/415
D707,135	S *	6/2014	Sennett	D9/748
D714,634	S *	10/2014	Lee	D9/415
D714,635	S *	10/2014	Demar	D9/415
D715,636	S *	10/2014	Cira	D9/415
2005/0161313	A1 *	7/2005	Sorrentino	A61C 17/221 200/332
2013/0087479	A1 *	4/2013	Bloch	B65D 75/366 206/769
2013/0256165	A1 *	10/2013	Moskovich	B65D 75/322 206/362.3
2013/0277254	A1 *	10/2013	Hohlbein	A61C 19/02 206/369
2014/0083885	A1 *	3/2014	Lee	B65D 75/32 206/361
2014/0339111	A1 *	11/2014	Moskovich	B65D 75/366 206/362.3

FOREIGN PATENT DOCUMENTS

CN	301410984	S	5/2010
CN	301536427	S	12/2010
CN	302434626	S	5/2011
CN	301230113	S	5/2013

* cited by examiner

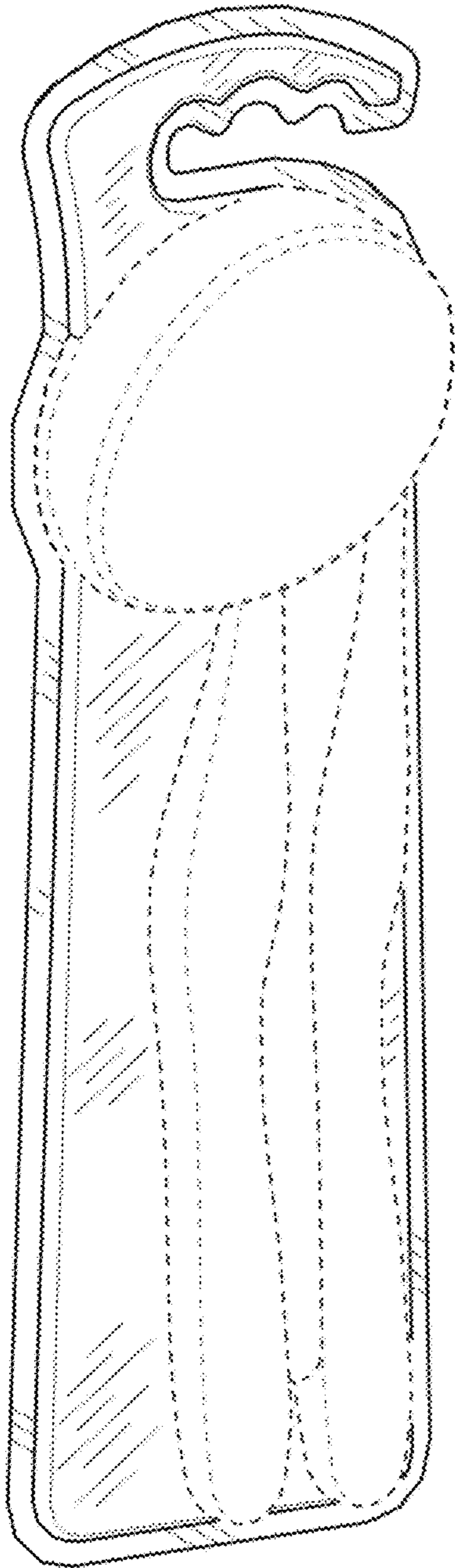


FIG. 1

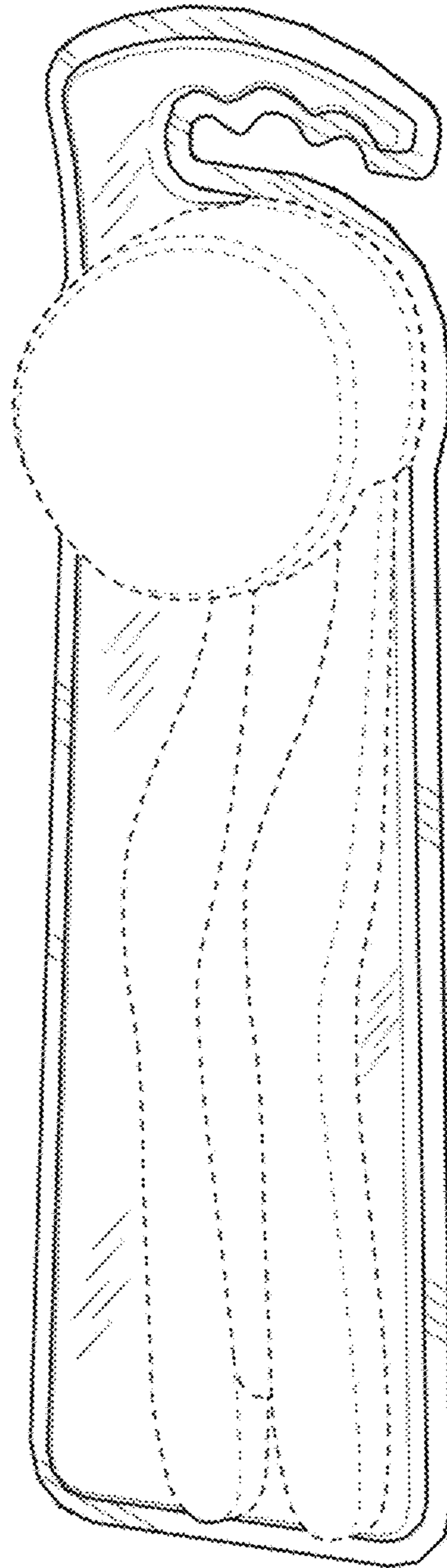


FIG. 2

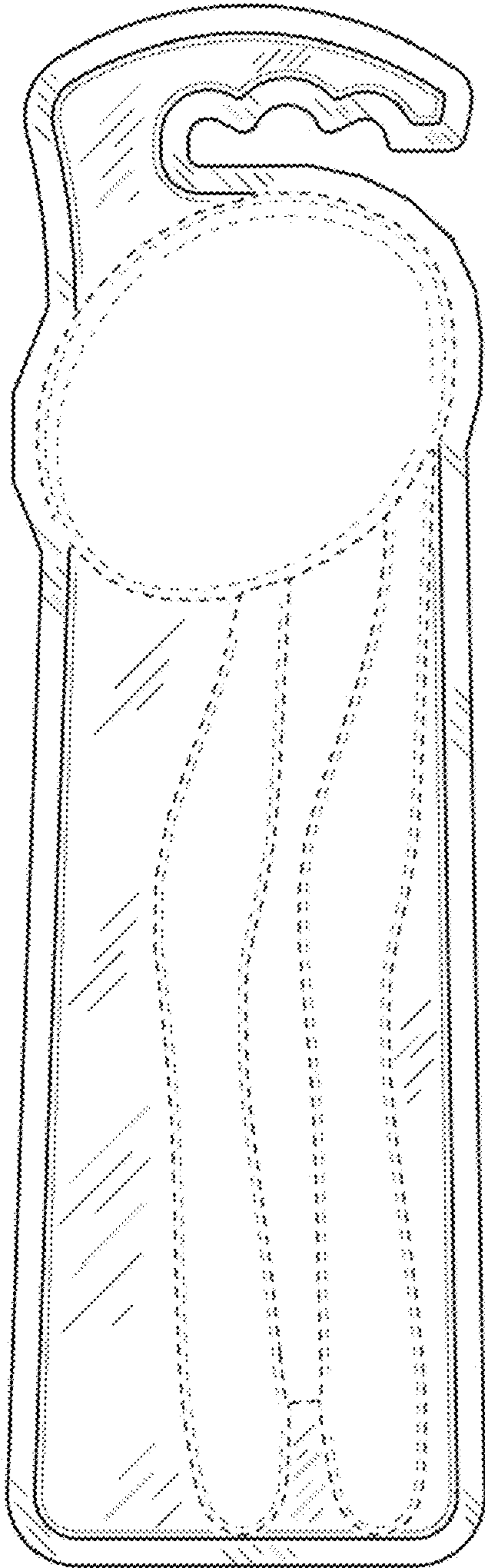


FIG. 3

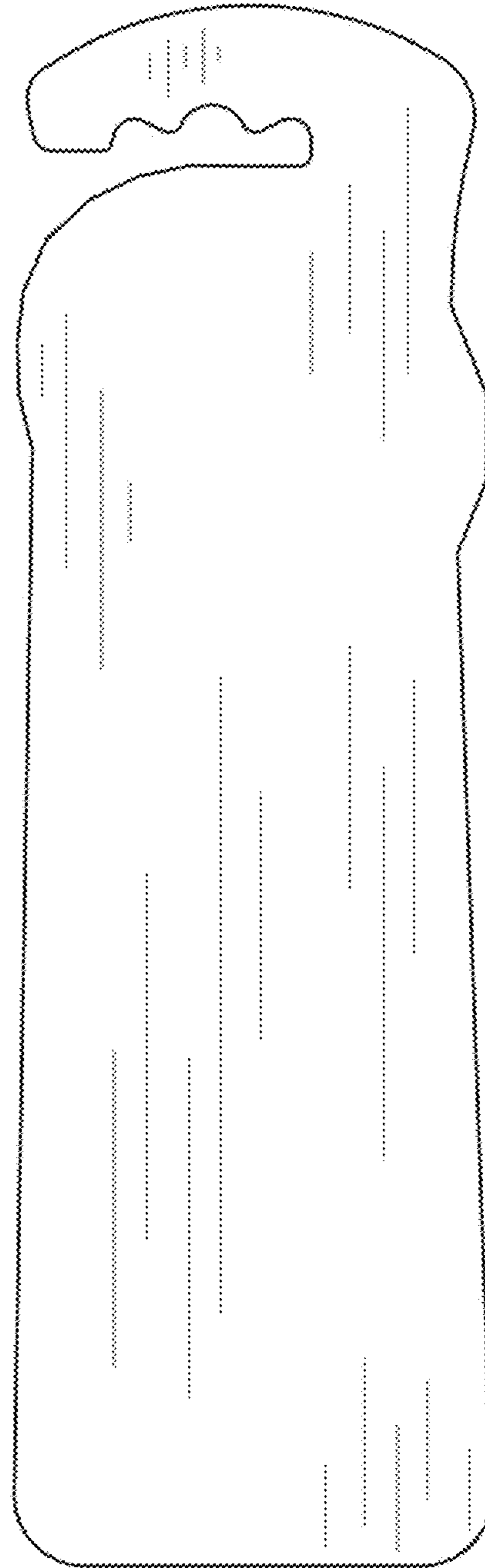


FIG. 4




FIG. 5




FIG. 6



FIG. 7



FIG. 8