



US00D774878S

(12) **United States Design Patent**
Ouyang

(10) **Patent No.:** **US D774,878 S**

(45) **Date of Patent:** **** Dec. 27, 2016**

(54) **TAP**
(71) Applicant: **Kai Ouyang**, Chengdu (CN)
(72) Inventor: **Kai Ouyang**, Chengdu (CN)
(73) Assignee: **SICHUAN MACHINERY IMPORT & EXPORT CORP. LTD.**, Chengdu (CN)
(**) Term: **14 Years**

7,357,606 B1 * 4/2008 Pettit B23G 5/20
408/1 R
D573,876 S * 7/2008 Shibuya D8/387
D581,776 S * 12/2008 Yin-Feng D8/387
D585,730 S * 2/2009 Fernandez D8/387
D639,645 S * 6/2011 Carrillo, Sr. D8/387
D656,611 S * 3/2012 Garcia D15/139
D666,485 S * 9/2012 Hegetschweiler D8/387
D678,756 S * 3/2013 Tsai D8/387
D678,757 S * 3/2013 Imai D8/387
D684,038 S * 6/2013 Lin D8/387
D696,103 S * 12/2013 Hsu D8/387

(Continued)

(21) Appl. No.: **29/506,393**

(22) Filed: **Oct. 15, 2014**

(30) **Foreign Application Priority Data**

Sep. 24, 2014 (CN) 2014 3 0355816
Sep. 24, 2014 (CN) 2014 3 0355865
Sep. 24, 2014 (CN) 2014 3 0355965

(51) **LOC (10) Cl.** **08-08**

(52) **U.S. Cl.**
USPC **D8/387**

(58) **Field of Classification Search**
USPC D8/70, 384, 385, 386, 387, 388, 391,
D8/397; D24/14, 133, 140, 146-147, 149,
D24/152, 155; D15/139; 411/55, 107,
411/344, 378, 379, 393, 403, 705
CPC B23G 5/06; B23G 5/20; B23G 7/02
See application file for complete search history.

(56) **References Cited**

U.S. PATENT DOCUMENTS

5,037,251 A * 8/1991 Roth B23B 31/005
408/222
D417,827 S * 12/1999 Gillman D8/14
D498,403 S * 11/2004 Singh D8/86
6,929,024 B1 * 8/2005 Rucker B25B 27/062
137/315.41
D516,894 S * 3/2006 Singh D8/86
D551,543 S * 9/2007 Williams D8/387

OTHER PUBLICATIONS

“HeliCoil STI Taps.” Thor International Pte Ltd., Feb. 6, 2008 [online], [retrieved on Jul. 20, 2016]. Retrieved from the Internet <URL: <http://www.thorintl.com/HeliCoil-ArmaCoil-Screw-Thread-Insert-Taps.shtml>>.*

(Continued)

Primary Examiner — Darlington Ly
(74) *Attorney, Agent, or Firm* — Andrew D. Fortney;
Central California IP Group, P.C.

(57) **CLAIM**

The ornamental design for a tap, as shown and described.

DESCRIPTION

FIG. 1 is a front elevation view of a tap used for the tapping and/or forming a thread in a hole in accordance with my new design;
FIG. 2 is a rear elevation view thereof;
FIG. 3 is a left side elevation view thereof;
FIG. 4 is a right side elevation view thereof;
FIG. 5 is a top plan view thereof;
FIG. 6 is a bottom plan view thereof; and,
FIG. 7 is a perspective view thereof taken from the bottom, front and right side of the tap.

1 Claim, 2 Drawing Sheets



(56)

References Cited

U.S. PATENT DOCUMENTS

D704,039 S * 5/2014 Bugeja D8/387
D708,510 S * 7/2014 Lin D8/387
D737,674 S * 9/2015 Tobaruela D8/387
2005/0271486 A1 * 12/2005 Henderer B23G 5/06
408/222
2008/0051793 A1 * 2/2008 Erickson A61B 17/1671
606/279
2011/0020087 A1 * 1/2011 Yamamoto B23G 7/02
408/219
2015/0306689 A1 * 10/2015 Wotruba B23G 5/06
408/72 R

OTHER PUBLICATIONS

“TiN Coated Hand Taps—Machine Screw & Fractional.” Regal Cutting Tools., Aug. 12, 2013 [online], [retrieved on Jul. 20, 2016]. Retrieved from the Internet <URL: <http://www.regalcuttingtools.com/products/taps/hand-taps/tin-coated-hand-taps-machine-screw-fractional>>.*

“Don’t Blame It on the Tap!” Canada’s Metalworking & Fabricating Technology Magazine., Jun. 16, 2014 [online], [retrieved on Jul. 20, 2016]. Retrieved from the Internet <URL: <http://www.cimindustry.com/article/tooling/don-t-blame-it-on-the-tap->>>.*

* cited by examiner

FIG. 1




FIG. 2




FIG. 3




FIG. 4




FIG. 5




FIG. 6



FIG. 7

