



US00D774868S

(12) **United States Design Patent**
Ouyang

(10) **Patent No.:** **US D774,868 S**

(45) **Date of Patent:** **** Dec. 27, 2016**

(54) **SCREW REMOVER**

(71) Applicant: **Kai Ouyang**, Chengdu (CN)

(72) Inventor: **Kai Ouyang**, Chengdu (CN)

(73) Assignee: **Sichuan Machinery Import & Export Corp. Ltd.**, Chengdu (CN)

(**) Term: **14 Years**

(21) Appl. No.: **29/506,383**

(22) Filed: **Oct. 15, 2014**

(30) **Foreign Application Priority Data**

Aug. 27, 2014 (CN) 2014 3 0310990

(51) **LOC (10) Cl.** **08-04**

(52) **U.S. Cl.**
USPC **D8/86; D8/70**

(58) **Field of Classification Search**
USPC ... D8/70, 82, 85-87, 105; D15/139; 81/436, 81/460-461
CPC B25B 13/06; B25B 13/5091; B25B 15/00; B25B 15/001; B25B 15/002; B25B 15/004; B25B 15/005; B25B 15/008; B25B 15/02; B25B 15/04; B25B 17/00; B25B 21/007; B25B 23/00; B25B 23/0035; B25B 23/005; B25B 23/12; B25B 23/1405; B25B 27/18; B25B 31/12; B25B 51/08; B25B 51/108; B25B 2251/66; B23P 15/00
See application file for complete search history.

(56) **References Cited**

U.S. PATENT DOCUMENTS

D363,294 S * 10/1995 Ellis D15/139
D379,578 S * 6/1997 Daniels D8/70
5,868,047 A * 2/1999 Faust B23P 15/00
81/438

D445,325 S * 7/2001 Fruhm D8/86
6,352,011 B1 * 3/2002 Fruhm B25B 23/0035
81/436
D462,596 S * 9/2002 Fruhm D8/86
6,761,089 B2 * 7/2004 Bergamo B25B 27/18
81/441
7,565,854 B2 * 7/2009 Chiang B25B 15/001
279/75
D631,723 S * 2/2011 DeBaker D8/86
D645,328 S * 9/2011 Hsu D8/86
D646,138 S * 10/2011 Hsu D8/86
D646,139 S * 10/2011 Hsu D8/86
D656,611 S * 3/2012 Garcia D15/139

(Continued)

OTHER PUBLICATIONS

Sawyers, Harry. "Do the Drill-Out and GRABIT work? As Seen on TV Lab Test." Popular Mechanics., Jan. 14, 2009 [online], [retrieved on Jul. 23, 2016]. Retrieved from the Internet <URL: <http://www.popularmechanics.com/home/how-to/a3864/4299511/>>.*

(Continued)

Primary Examiner — Darlington Ly
(74) *Attorney, Agent, or Firm* — Andrew D. Fortney; Central California IP Group, P.C.


(57) **CLAIM**

The ornamental design for a screw remover, as shown and described.

DESCRIPTION

FIG. 1 is a front elevation view of a screw remover according to the present invention.
FIG. 2 is a rear elevation view thereof.
FIG. 3 is a left side elevation view thereof.
FIG. 4 is a right side elevation view thereof.
FIG. 5 is a top plan view thereof.
FIG. 6 is a bottom plan view thereof; and,
FIG. 7 is a top, front and right side perspective view thereof.

1 Claim, 2 Drawing Sheets



(56)

References Cited

U.S. PATENT DOCUMENTS

8,210,545 B2 * 7/2012 Hild B23B 31/008
279/19.6
D687,871 S * 8/2013 Liao D15/139
D704,022 S * 5/2014 Hsu D8/86
D706,106 S * 6/2014 Chen D8/86
D725,984 S * 4/2015 Moss D8/86
D726,521 S * 4/2015 Moss D8/86
D736,053 S * 8/2015 Zhang D8/86
D752,408 S * 3/2016 Moss D8/86
2008/0216618 A1 * 9/2008 Chen B25B 23/12
81/451
2009/0288525 A1 * 11/2009 Chen B25B 23/12
81/451
2010/0307298 A1 * 12/2010 Lai B25B 15/002
81/442
2011/0197721 A1 * 8/2011 DeBaker B25B 15/002
81/436

2013/0340578 A1 * 12/2013 Lai B25B 15/005
81/460

OTHER PUBLICATIONS

“Pro Grabit® Pro-Grade Screw and Bolt Extractor—8440P.”
Rockler—Woodworking and Hardware., Dec. 7, 2010 [online],
[retrieved on Jul. 23, 2016]. Retrieved from the Internet <URL:
[http://www.rockler.com/pro-grabit-pro-grade-screw-and-bolt-ex-
tractor](http://www.rockler.com/pro-grabit-pro-grade-screw-and-bolt-extractor)>.*
“5pcs Screw Remover Broken Stripped Screw and Bolt Remover
Extractor.” Bang Good., Aug. 13, 2014 [online], [retrieved on Jul.
13, 2016]. Retrieved from the Internet <URL: [http://www.bang-
good.com/5pcs-Screw-Remover-Broken-Stripped-Screw-and-Bolt-
Remover-Extractor-p-935846.html](http://www.bang-good.com/5pcs-Screw-Remover-Broken-Stripped-Screw-and-Bolt-Remover-Extractor-p-935846.html)>.*

* cited by examiner

FIG. 4




FIG. 3

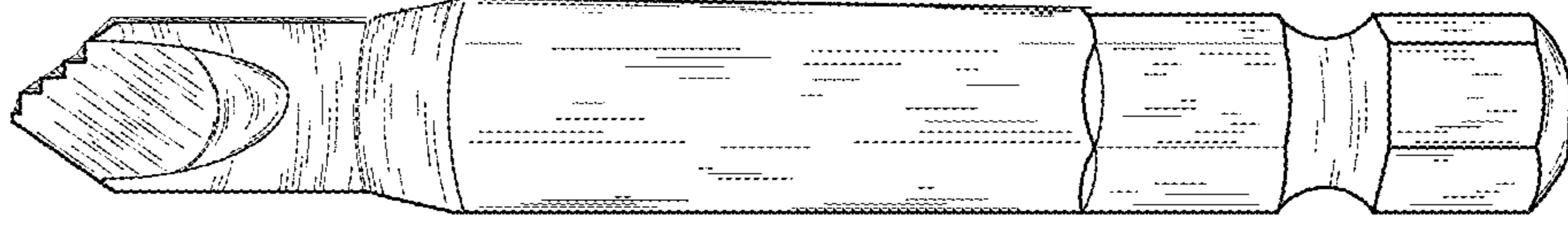


FIG. 2

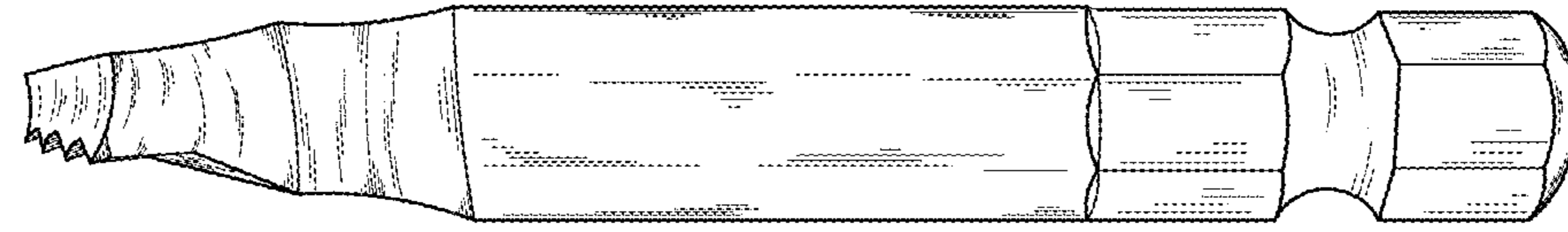


FIG. 1

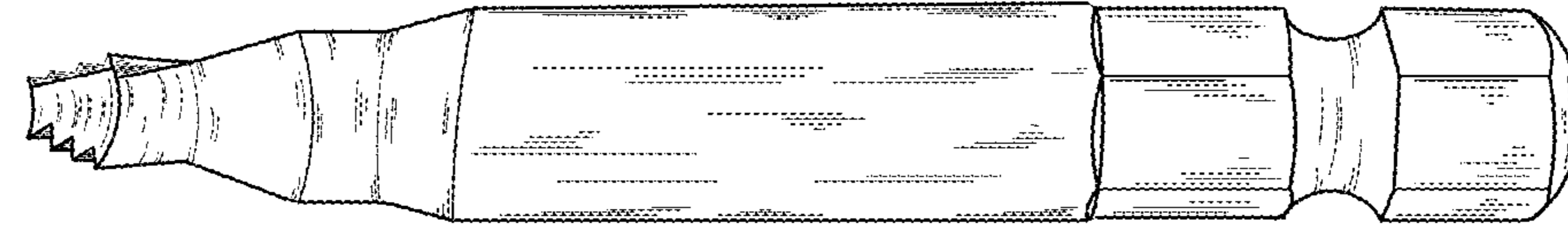


FIG. 7




FIG. 5

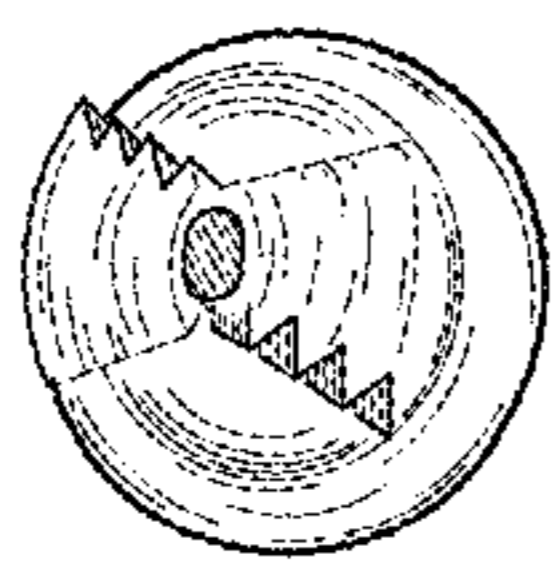


FIG. 6

