



US00D774866S

(12) **United States Design Patent** (10) **Patent No.:** **US D774,866 S**  
**Levey et al.** (45) **Date of Patent:** **\*\* Dec. 27, 2016**

(54) **CHUCK** 5,452,906 A \* 9/1995 Huff ..... B23B 31/1238  
279/62  
(71) Applicant: **OKA Rock Bolt Technologies Pty** D409,067 S \* 5/1999 Sakamaki ..... D8/70  
**Limited, New South Wales (AU)** D489,078 S \* 4/2004 Roy ..... D15/140  
7,455,303 B2 \* 11/2008 Draudt ..... B23B 31/123  
279/140  
(72) Inventors: **Mark Levey, New South Wales (AU);** 7,481,608 B2 \* 1/2009 Zhou ..... B23B 31/001  
**Paul Charlton, New South Wales (AU)** 279/134  
(73) Assignee: **OKA ROCK BOLT** D590,228 S \* 4/2009 Aglassinger ..... D8/70  
**TECHNOLOGIES PTY LIMITED,** D655,592 S \* 3/2012 Baumann ..... D8/70  
**Newcastle (AU)** 8,132,990 B2 \* 3/2012 Bauman ..... B23B 31/008  
279/137  
(\*\*) Term: **14 Years** D656,805 S \* 4/2012 Baumann ..... D8/70  
D684,833 S \* 6/2013 Baumann ..... D15/140  
8,777,232 B2 \* 7/2014 Yaksich ..... B23B 31/1253  
279/140  
(21) Appl. No.: **29/510,332** 2010/0170368 A1 \* 7/2010 Hu ..... B25B 23/0014  
81/177.75  
(22) Filed: **Nov. 26, 2014**

(30) **Foreign Application Priority Data**

May 27, 2014 (AU) ..... 12571/2014

(51) **LOC (10) Cl.** ..... **08-05**

(52) **U.S. Cl.**  
USPC ..... **D8/70; D15/140**

(58) **Field of Classification Search**  
USPC ..... D8/70, 71, 85, 86, 349, 359, 382, 387,  
D8/394, 397; D15/138, 139, 140;  
81/124.2, 176.15, 176.2, 177.1, 177.2,  
81/437; 279/62, 143, 145, 902; 299/87.1,  
299/106, 107, 109; 408/143, 144, 153,  
408/223; 411/179, 180, 427, 429, 918;  
D22/134, 137, 138, 140, 141; 242/118.4,  
242/118.41, 311, 322; 33/733; D3/24, 25  
CPC .... B23B 31/00; B23B 31/123; B23B 31/1238;  
B23B 31/1253

See application file for complete search history.

(56) **References Cited**

**U.S. PATENT DOCUMENTS**

4,840,387 A \* 6/1989 McCarthy ..... B23B 31/1238  
279/134

\* cited by examiner

*Primary Examiner* — Darlington Ly  
(74) *Attorney, Agent, or Firm* — Pearne & Gordon LLP

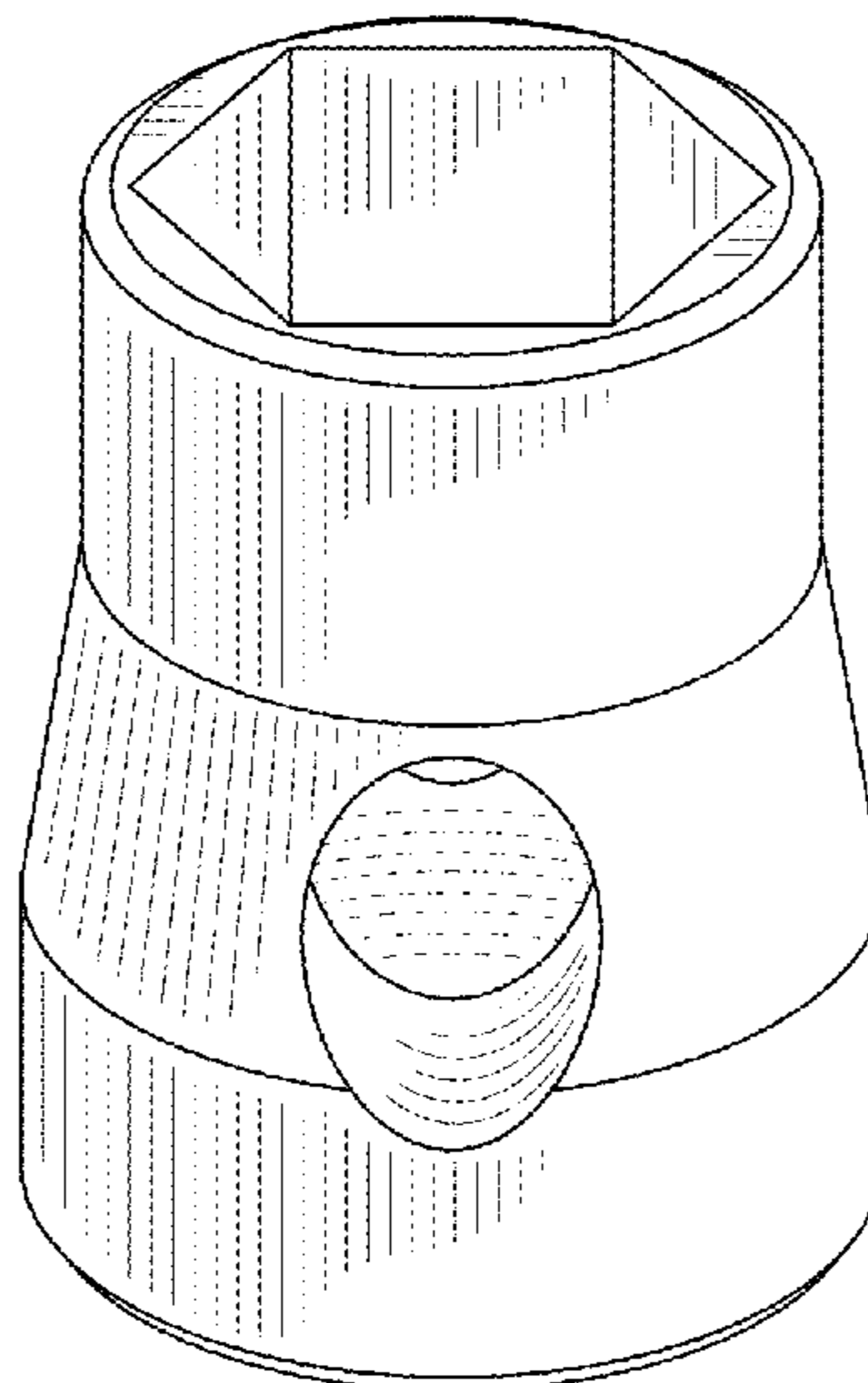
(57) **CLAIM**

The ornamental design for a chuck, as shown and described.

**DESCRIPTION**

FIG. 1 is an isometric view of the chuck showing our new design;  
FIG. 2 is left side elevation view thereof, of which the opposing right side, adjacent front, and adjacent rear elevation views are identical thereto; and,  
FIG. 3 is a top plan view thereof.  
The broken lines in the drawings illustrate portions of the chuck that form no part of the claimed design.

**1 Claim, 2 Drawing Sheets**



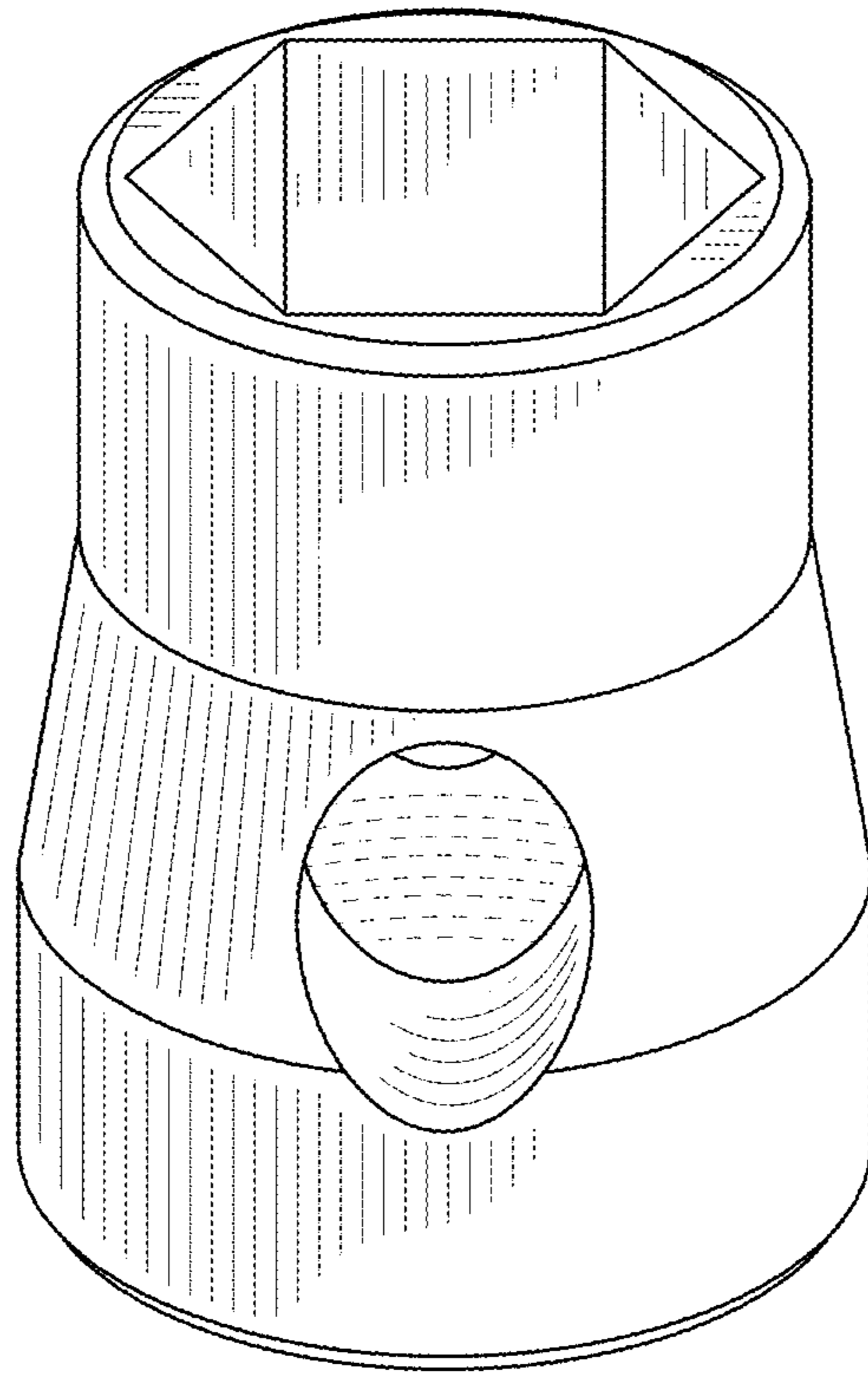


FIG. 1

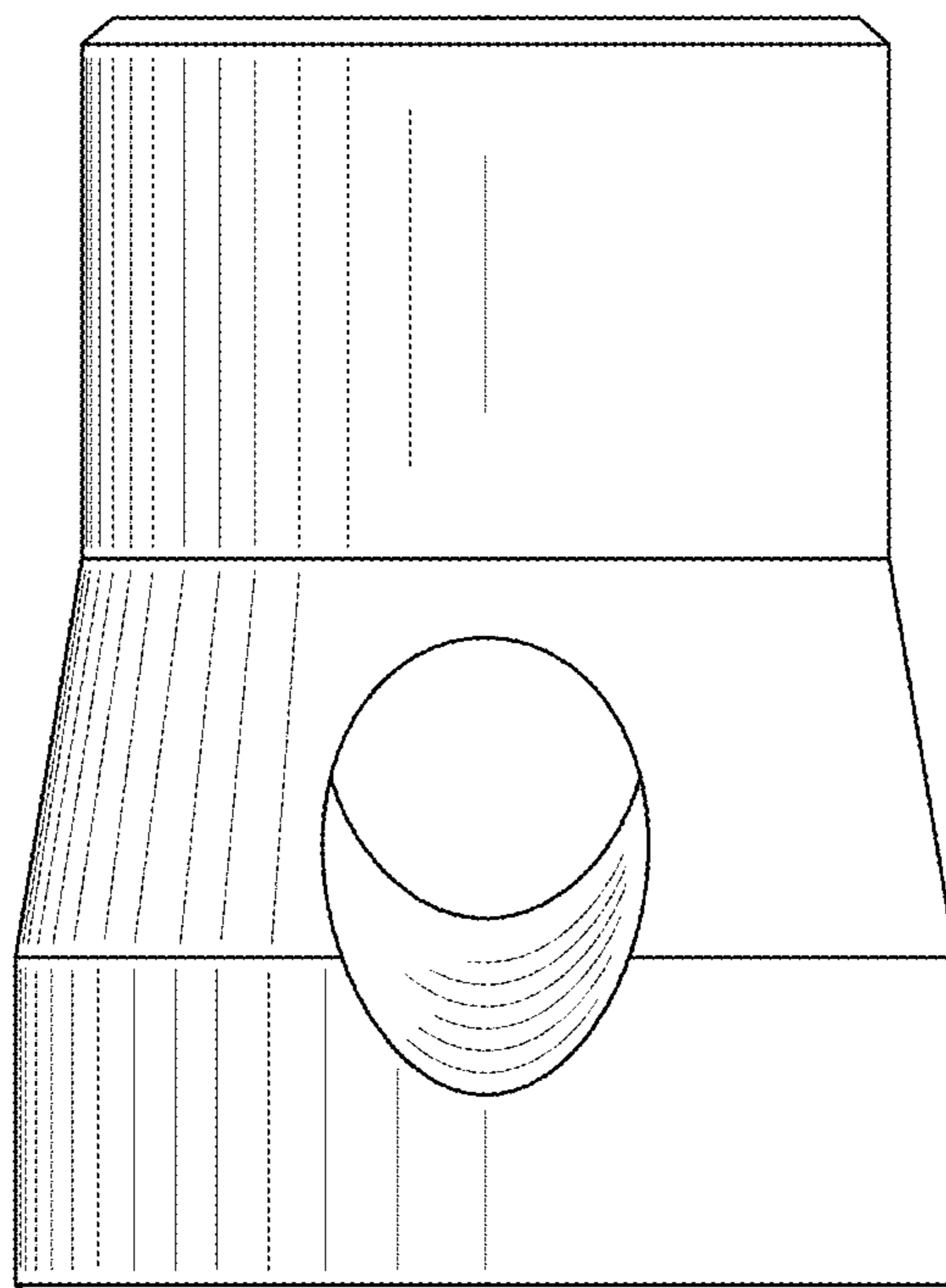


FIG. 2

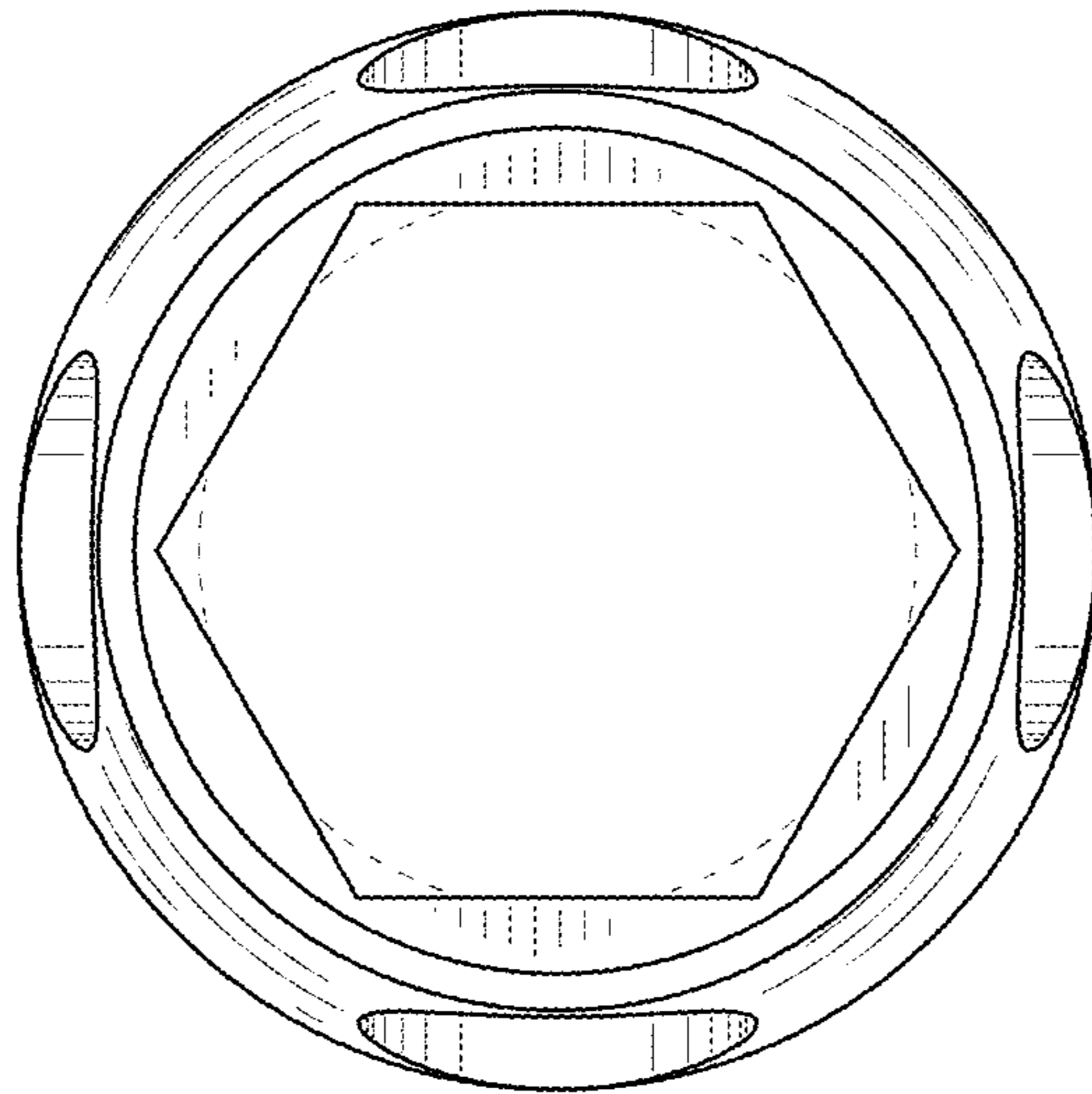


FIG. 3