



US00D774854S

(12) **United States Design Patent**
Aldama

(10) **Patent No.:** **US D774,854 S**

(45) **Date of Patent:** **** Dec. 27, 2016**

- (54) **HOE HAND TOOL BLADE**
- (71) Applicant: **Vallfirest Technologias Forestales SI,**
Vallgorguina (ES)
- (72) Inventor: **Javier Baena Aldama,** Vallgorguina
(ES)
- (73) Assignee: **Vallfirest Technologias Forestales SI**
(ES)
- (**) Term: **14 Years**
- (21) Appl. No.: **29/522,825**
- (22) Filed: **Apr. 2, 2015**

908,266 A *	12/1908	Jackson	A01B 1/20
				172/375
1,239,653 A *	9/1917	Willard	F16B 21/088
				172/375
1,798,036 A *	3/1931	Schulz	A01B 1/20
				172/375
2,040,751 A *	5/1936	Marseilles	A01B 1/06
				172/375
2,080,763 A *	5/1937	Cox	A01B 1/20
				172/375
D125,453 S *	2/1941	Morasco	D8/6
D195,042 S *	4/1963	Harrison	D8/9
3,797,581 A *	3/1974	Holloway	A01B 1/20
				172/372
D238,042 S *	12/1975	Frederick	D8/9
4,169,509 A *	10/1979	Lowman	A01B 1/20
				172/375

(Continued)

(30) **Foreign Application Priority Data**

Feb. 5, 2015 (WO) 40998

(51) **LOC (10) Cl.** **08-01**

(52) **U.S. Cl.**
USPC **D8/11**

(58) **Field of Classification Search**
USPC D8/1, 9, 7, 10, 11, 19, 20; D21/532;
D29/124
CPC A01B 1/06; A01B 1/12; A01B 1/14;
A01B 1/16; A01B 1/22; A01B
1/222; A01B 1/225; A01B 1/227; A62B
3/005; A62B 5/00
See application file for complete search history.

(56) **References Cited**

U.S. PATENT DOCUMENTS

96,740 A *	11/1869	Springstead	A01B 1/12
				172/380
390,479 A *	10/1888	Johnson	A01B 23/02
				172/703
790,228 A *	5/1905	Rohrer	A01F 11/06
				15/105
888,147 A *	5/1908	Doidge	A01B 1/06
				172/372

OTHER PUBLICATIONS

Gorgui | Vallfirest, image post date unknown, site visited on Apr. 12, 2016 (Online), 2 Pages, <<http://www.vallfirest.com/en/gorgui>>.*

Primary Examiner — Sheryl Lane
Assistant Examiner — Ieisha Price
(74) *Attorney, Agent, or Firm* — Blank Rome LLP

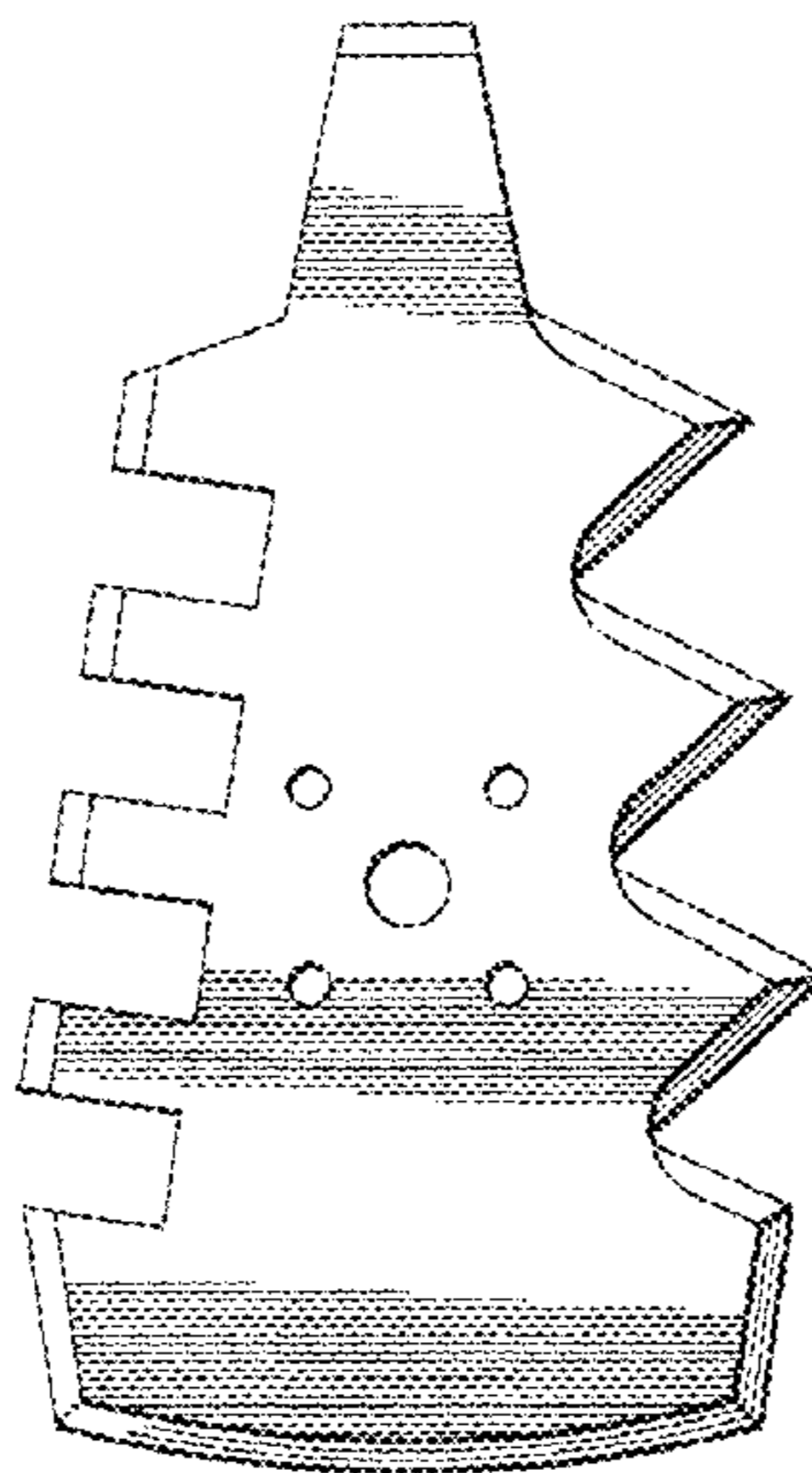
(57) **CLAIM**

The ornamental design for a hoe hand tool blade, as shown and described.

DESCRIPTION

FIG. 1 is a front view of a hoe hand tool blade showing my design;
FIG. 2 is a rear view thereof;
FIG. 3 is a top view thereof;
FIG. 4 is a bottom view thereof;
FIG. 5 is a left-side view thereof; and,
FIG. 6 is a right-side view thereof.

1 Claim, 2 Drawing Sheets



(56)

References Cited

U.S. PATENT DOCUMENTS

D253,807 S * 1/1980 Baylis 172/375
D268,641 S * 4/1983 Bonforte D15/17
4,730,679 A * 3/1988 Tallerico A01B 1/20
172/375
5,004,053 A * 4/1991 Martell A01D 11/06
172/375
5,097,910 A * 3/1992 Traczek A01B 1/225
172/375
D354,206 S * 1/1995 Kunzle D8/9
D373,293 S * 9/1996 Lockhart D8/13
6,311,783 B1 * 11/2001 Harpell A01B 1/08
172/371

* cited by examiner

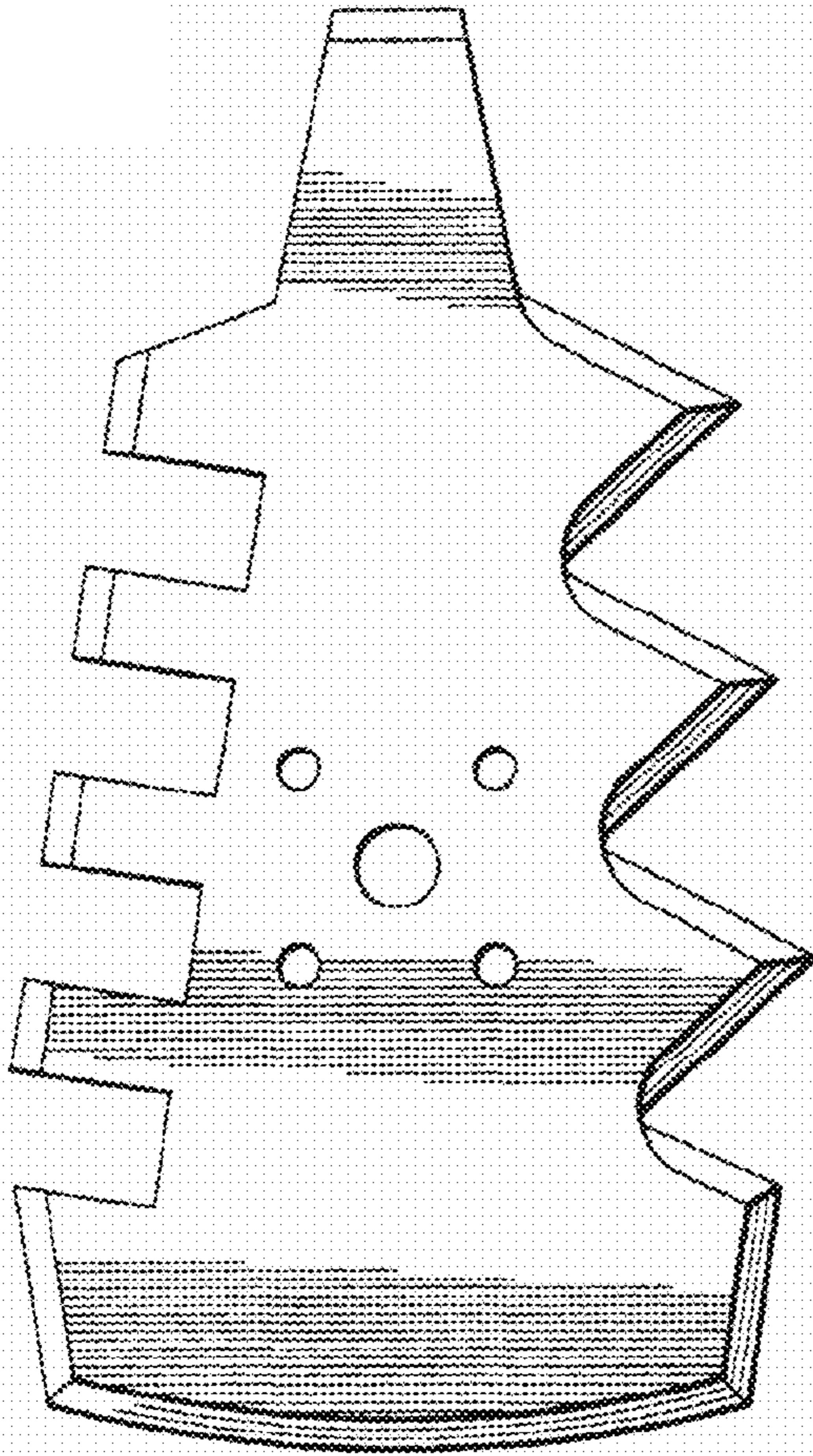


FIG. 1

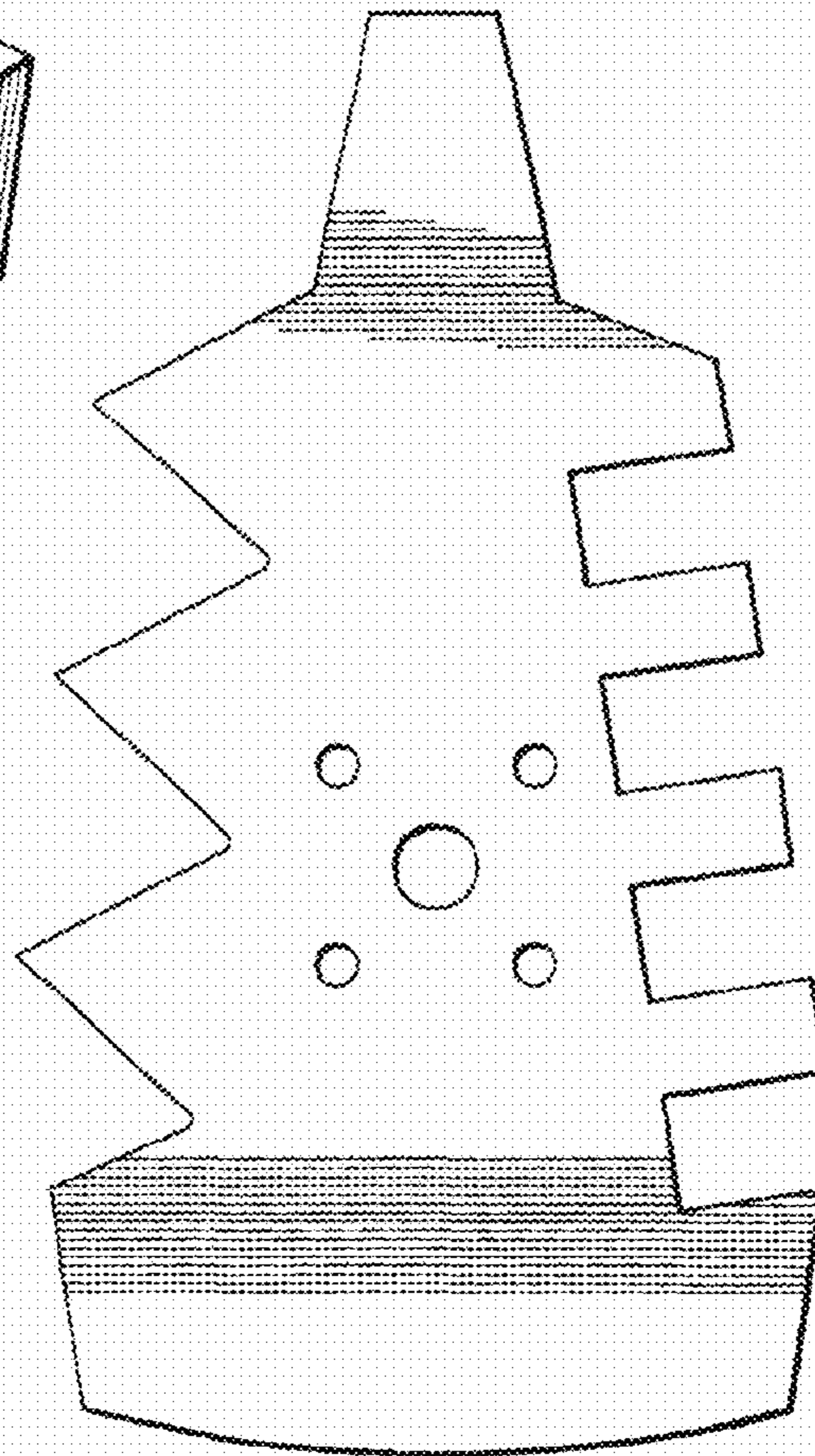


FIG. 2



FIG. 3



FIG. 4



FIG. 5




FIG. 6