



US00D774836S

(12) **United States Design Patent** (10) **Patent No.:** **US D774,836 S**
Bussey, Jr. et al. (45) **Date of Patent:** **** Dec. 27, 2016**

(54) **INSULATOR SLEEVE**
(71) Applicants: **Harry Bussey, Jr.**, Marco Island, FL (US); **Harry Buddy Bussey**, Atlantic Highlands, NJ (US)
(72) Inventors: **Harry Bussey, Jr.**, Marco Island, FL (US); **Harry Buddy Bussey**, Atlantic Highlands, NJ (US)

D203,285 S * 12/1965 Pettengill D7/514
D230,884 S * 3/1974 Johnson et al. 47/47
D268,789 S * 4/1983 Harper D26/11
D383,947 S * 9/1997 Schaefer 220/739
6,250,545 B1 * 6/2001 Mazzarolo B65D 81/3876
220/592.17
D483,612 S * 12/2003 Chuang D7/523
2010/0200647 A1 * 8/2010 Tedford B65D 81/3876
229/403
2012/0285973 A1 * 11/2012 Hargett B65D 81/3876
220/592.24

(**) Term: **14 Years**

* cited by examiner

(21) Appl. No.: **29/520,146**

Primary Examiner — Freda S Nunn

(22) Filed: **Mar. 11, 2015**

(74) *Attorney, Agent, or Firm* — Francis C. Hand; Carella, Byrne Et Al

(51) **LOC (10) Cl.** **07-01**

(52) **U.S. Cl.**
USPC **D7/607**

(57) **CLAIM**

(58) **Field of Classification Search**
USPC D7/500, 607, 624.2; D25/100
CPC ... A47G 23/0216; B65D 25/36; B65D 23/104;
B65D 65/00; B65D 81/38; B65D 81/3865;
B65D 81/3886; B65D 81/3876; B65D
81/3879; Y10S 220/903
See application file for complete search history.

The ornamental design of an insulator sleeve, as shown and described.

DESCRIPTION

(56) **References Cited**

U.S. PATENT DOCUMENTS

1,336,580 A * 4/1920 Parr A01G 1/08
256/21
D119,863 S * 4/1940 Lundy D7/530

FIG. 1 is a side view of the insulator sleeve in accordance with the invention shown on a coffee container, all side views are identical;
FIG. 2 is a top view thereof; and,
FIG. 3 is a bottom view thereof.
The container shown in broken lines represents environment only and forms no part of the claimed design.

1 Claim, 2 Drawing Sheets

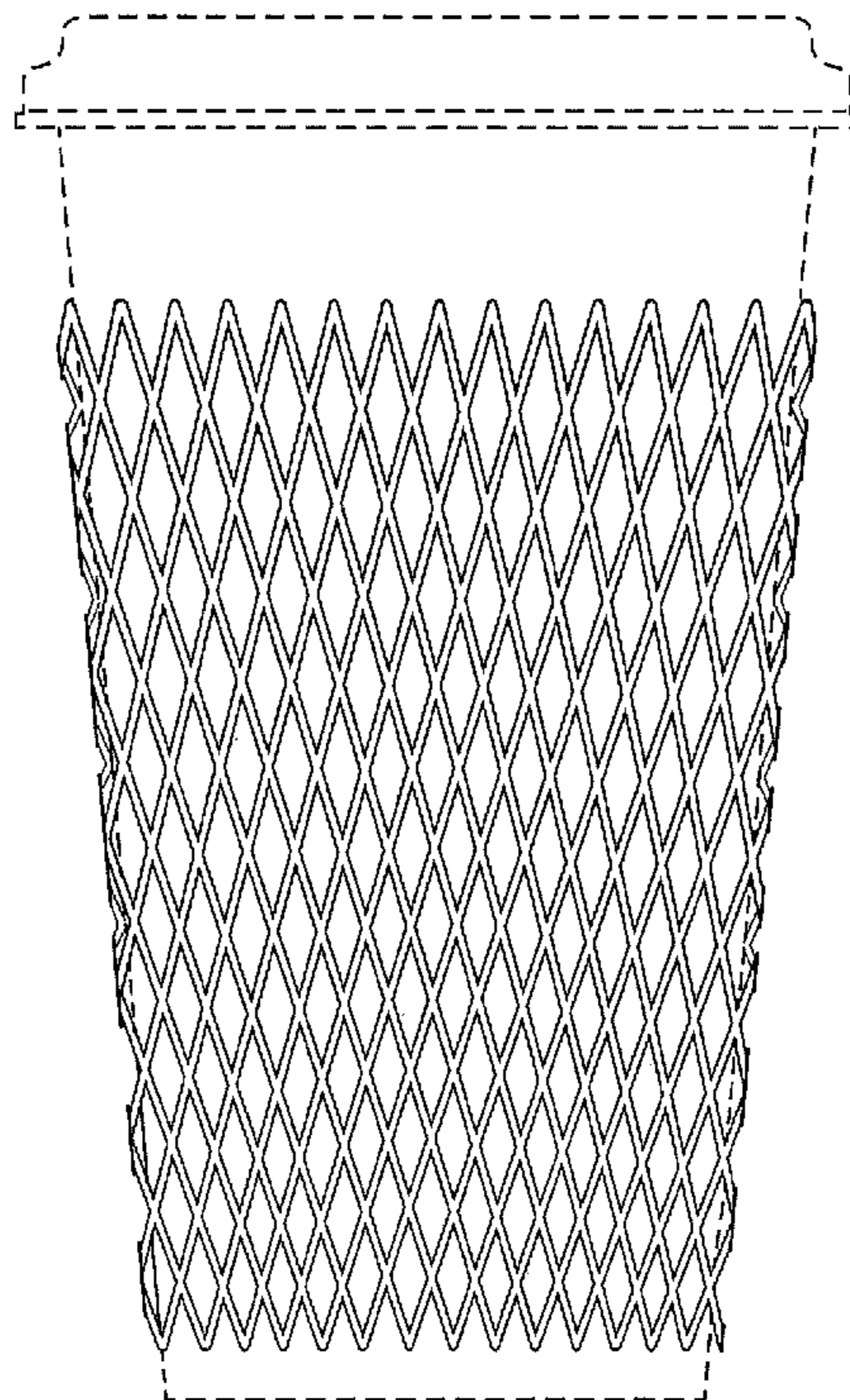


FIG. 1

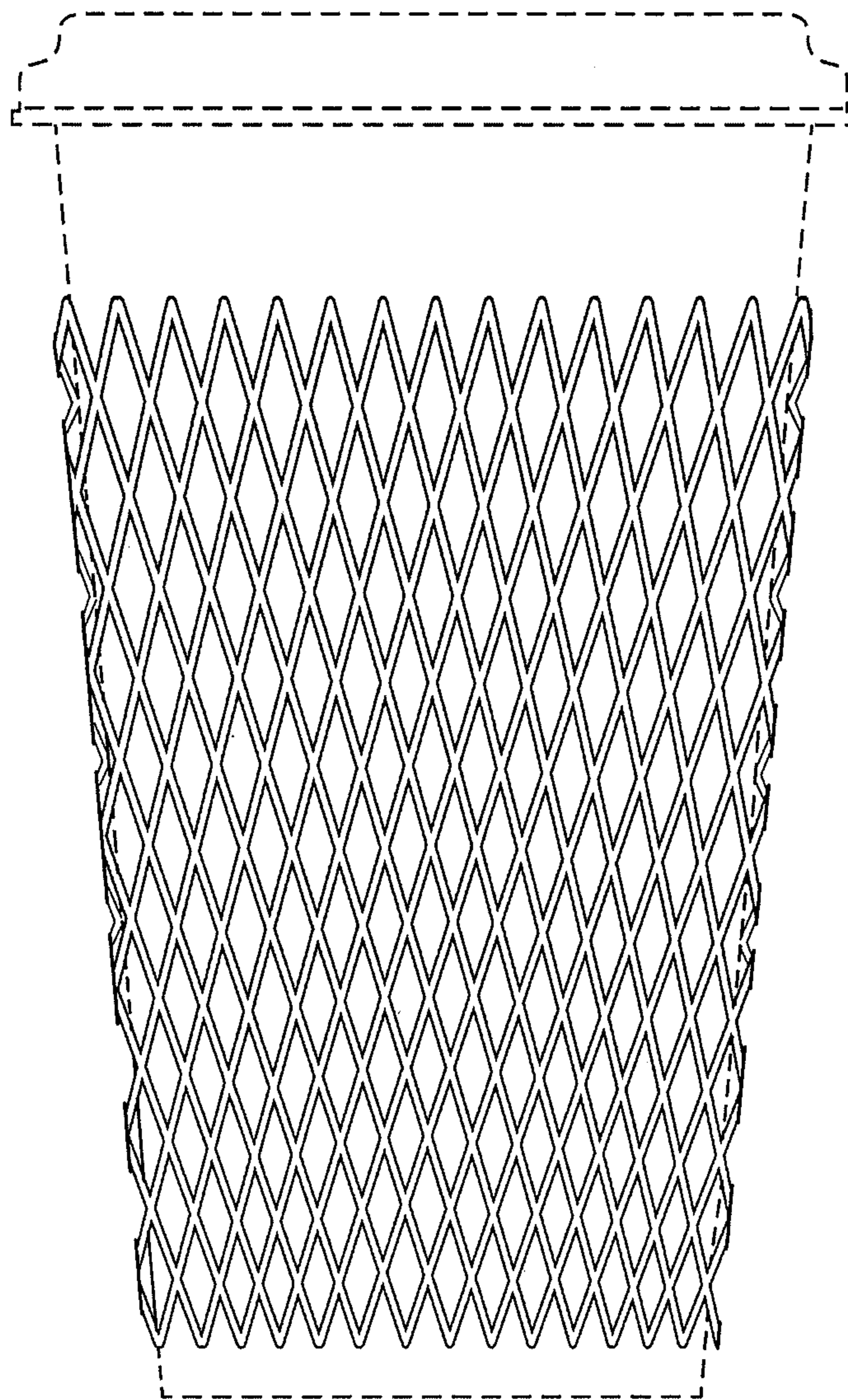


FIG. 2

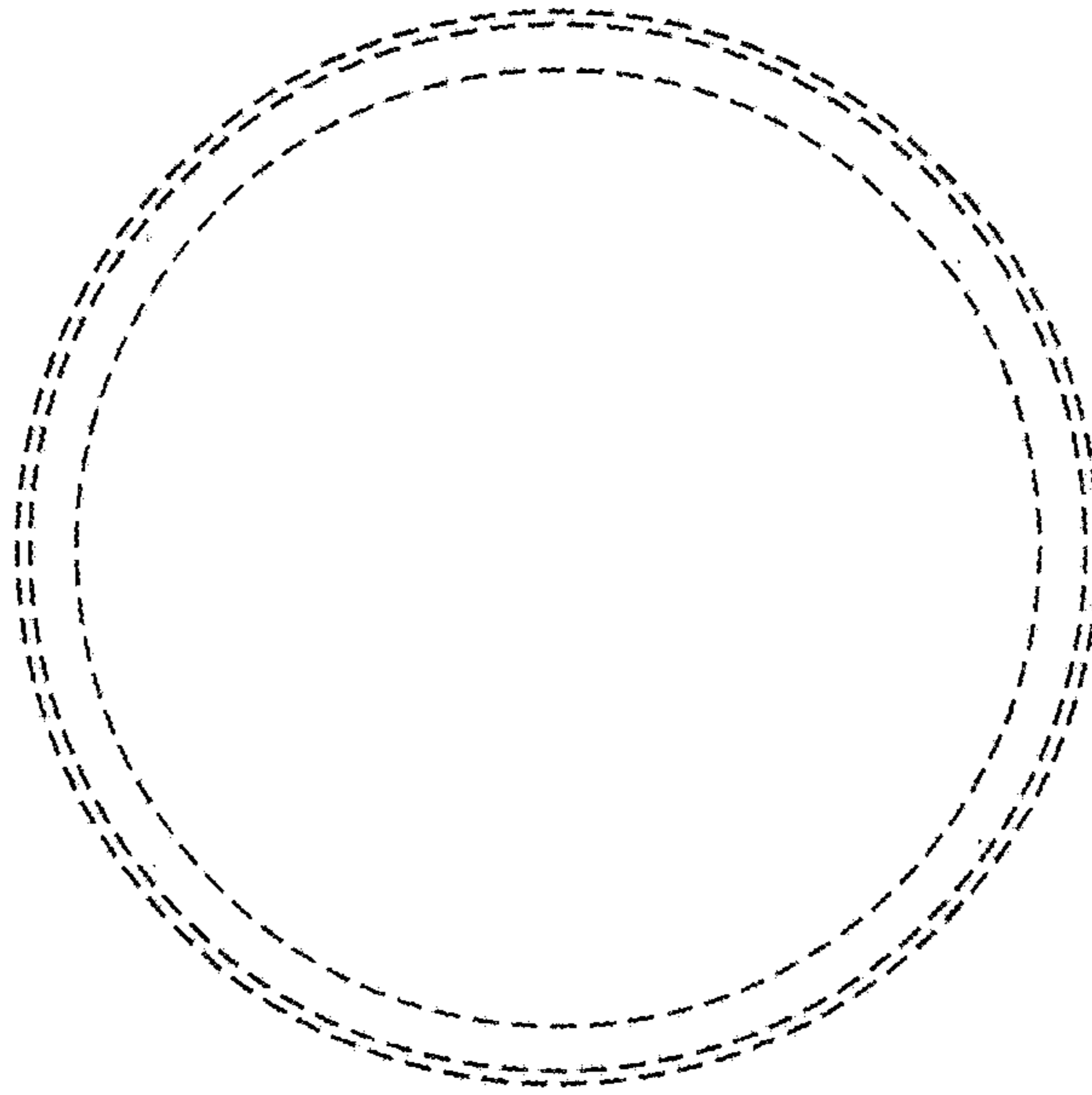


FIG. 3

