



US00D774834S

(12) **United States Design Patent** (10) **Patent No.:** **US D774,834 S**  
**Breit** (45) **Date of Patent:** **\*\* Dec. 27, 2016**

(54) **BOWL**  
(71) Applicant: **O2Cool, LLC**, Chicago, IL (US)  
(72) Inventor: **Oliver Breit**, Discovery Bay (HK)  
(73) Assignee: **O2COOL, LLC**, Chicago, IL (US)  
(\*\*) Term: **14 Years**  
(21) Appl. No.: **29/525,584**  
(22) Filed: **Apr. 30, 2015**  
(51) **LOC (10) Cl.** ..... **07-01**  
(52) **U.S. Cl.**  
USPC ..... **D7/587**  
(58) **Field of Classification Search**  
USPC ..... D7/586, 587, 500; D9/761, 445, 435  
CPC ..... A47G 19/00; A47G 19/02; B65D 43/162  
See application file for complete search history.

(56) **References Cited**  
U.S. PATENT DOCUMENTS  
D132,178 S \* 4/1942 Holslag ..... D34/1  
D249,110 S \* 8/1978 Newmark ..... D7/509  
D257,526 S \* 11/1980 Herbst ..... D7/509  
D386,861 S \* 11/1997 Sutton ..... D32/53  
D405,689 S \* 2/1999 Moon ..... D9/433  
6,758,390 B2 \* 7/2004 Sarson ..... B65D 3/20  
229/125.02  
D497,081 S \* 10/2004 Tranfaglia ..... D7/543

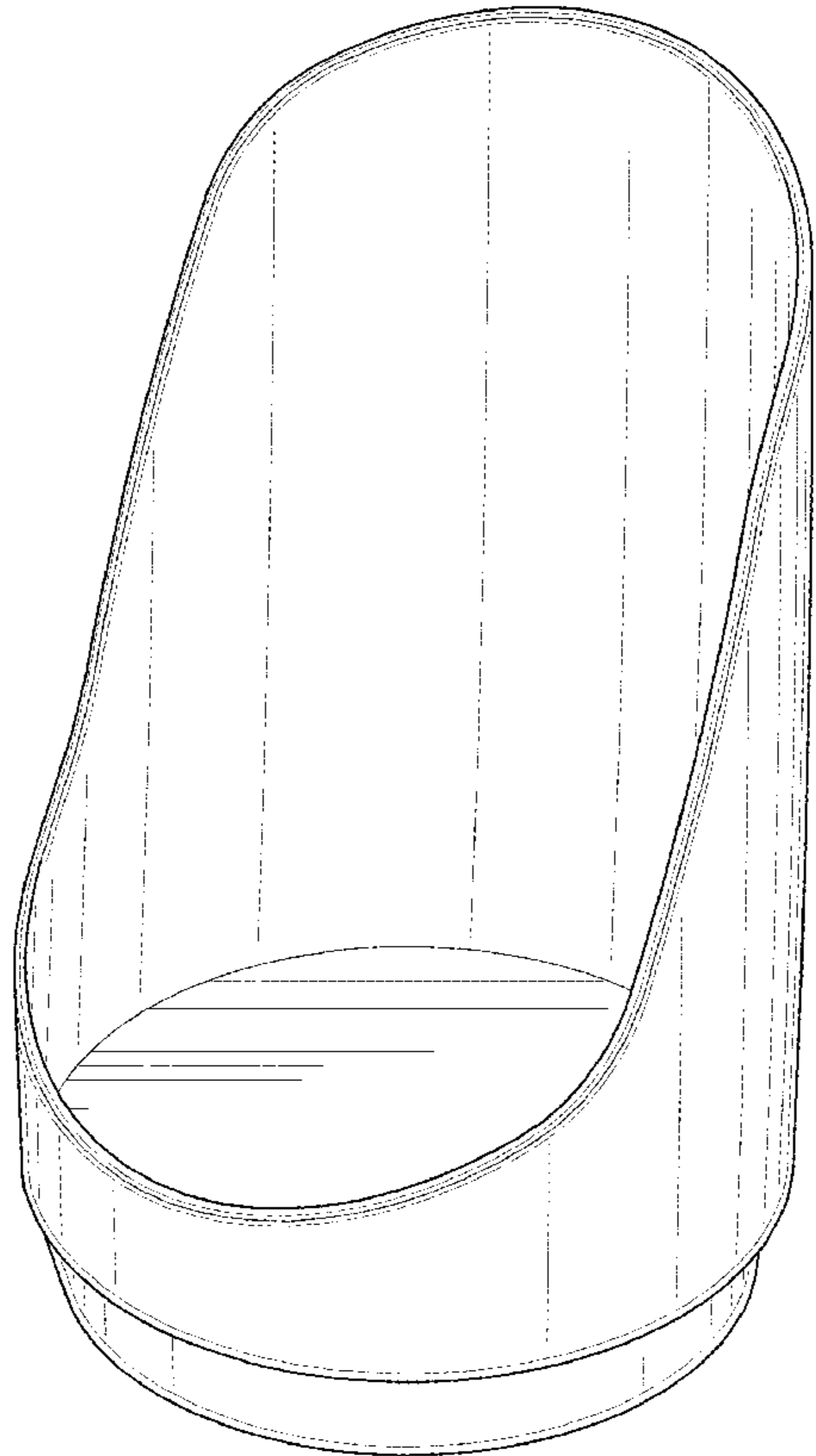
D498,500 S \* 11/2004 Stoddard ..... D19/75  
6,955,289 B2 \* 10/2005 Green ..... B65D 43/162  
229/125.17  
D566,549 S \* 4/2008 Russell ..... D9/445  
D626,836 S 11/2010 Lien  
D644,388 S \* 8/2011 Quan ..... D34/1  
D683,190 S \* 5/2013 Shields ..... D30/129  
D685,608 S \* 7/2013 Bangert ..... D7/509  
D711,740 S 8/2014 Lien  
D718,130 S \* 11/2014 Wilcox ..... D9/445  
D722,824 S \* 2/2015 Albert ..... D7/509  
D745,331 S \* 12/2015 Magri ..... D7/587  
D757,208 S \* 5/2016 Ferman ..... D22/125

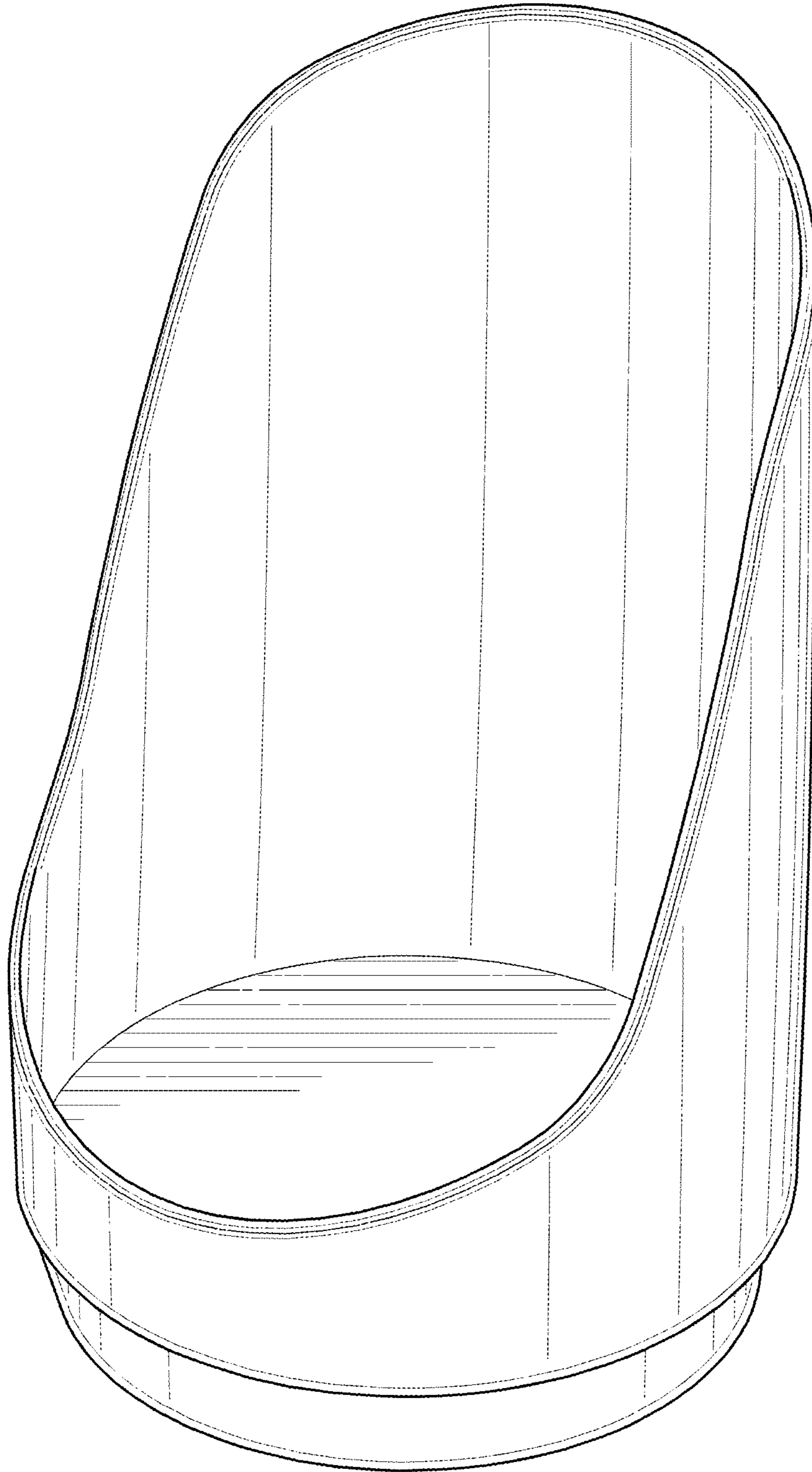
\* cited by examiner  
*Primary Examiner* — Cynthia Underwood  
(74) *Attorney, Agent, or Firm* — Thompson Coburn LLP

(57) **CLAIM**  
I claim the ornamental design for a bowl, as shown and described.

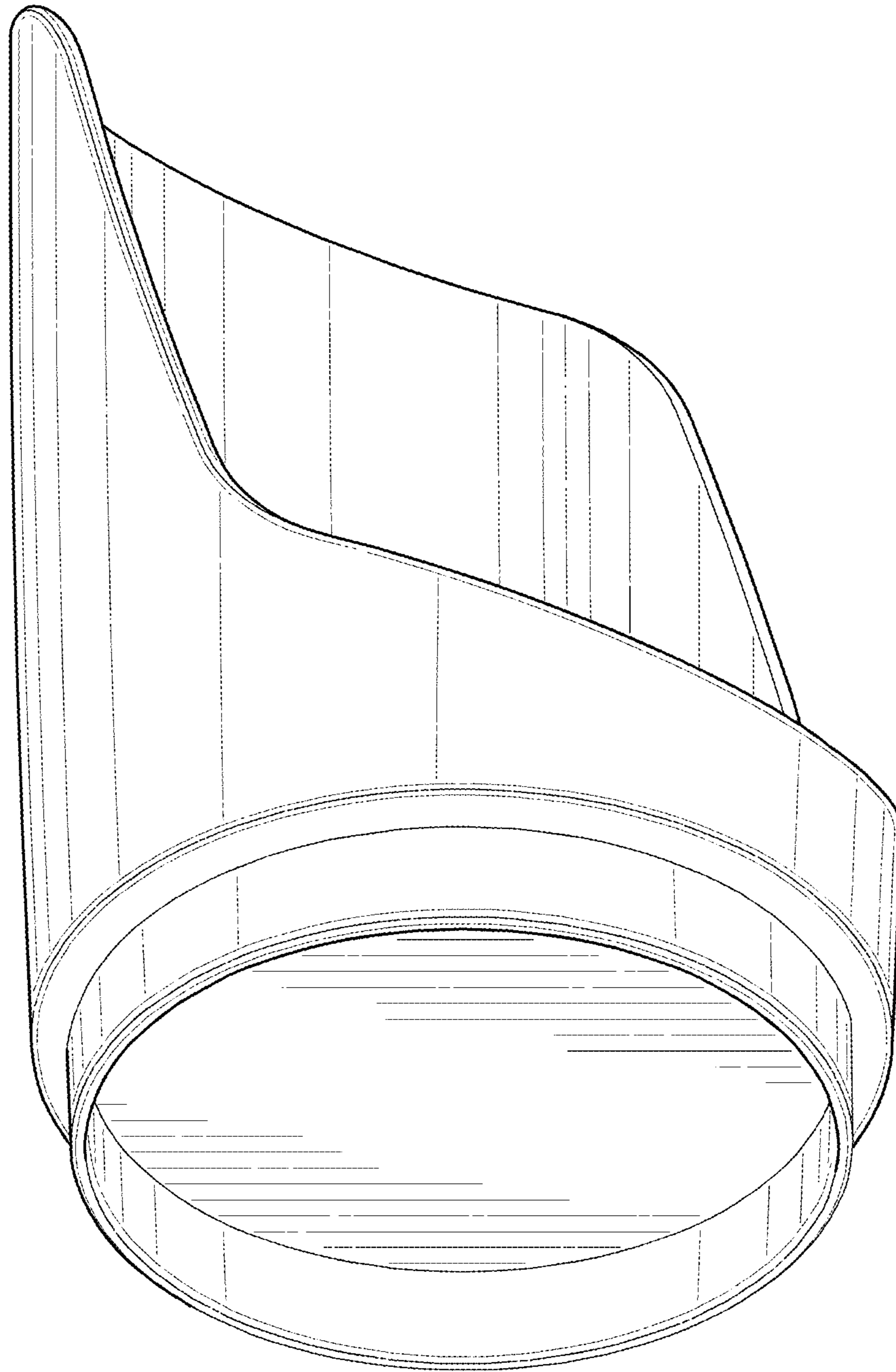
**DESCRIPTION**  
FIG. 1 is a top right corner perspective view of the bowl showing my new design;  
FIG. 2 is a bottom left corner perspective view thereof;  
FIG. 3 is a front elevation view thereof;  
FIG. 4 is a rear elevation view thereof;  
FIG. 5 is a left side view thereof;  
FIG. 6 is a right side view thereof;  
FIG. 7 is a top plan view thereof; and,  
FIG. 8 is a bottom view thereof.

**1 Claim, 8 Drawing Sheets**

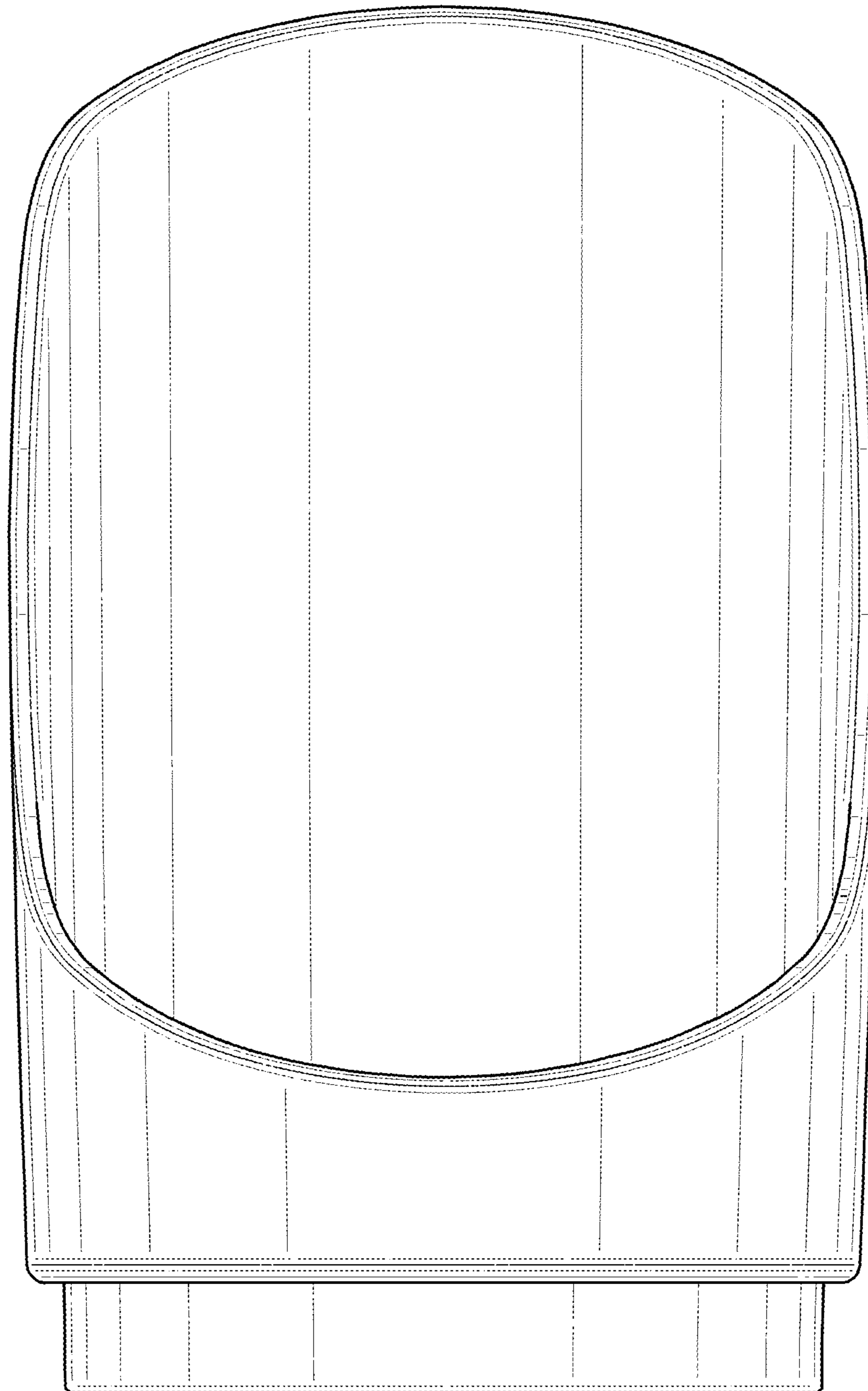





**FIG. 1**



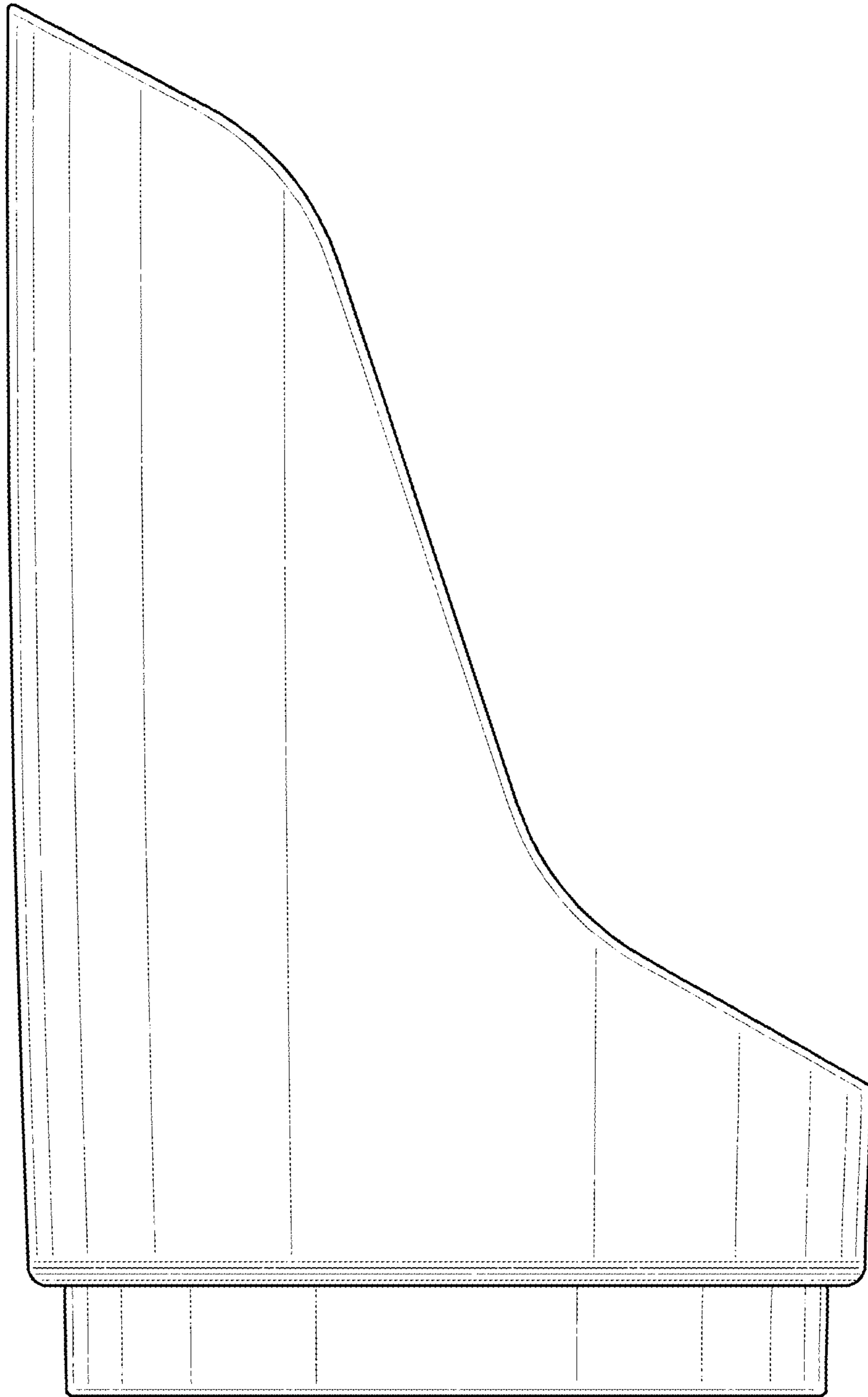
**FIG. 2**




**FIG. 3**




**FIG. 4**



**FIG. 5**

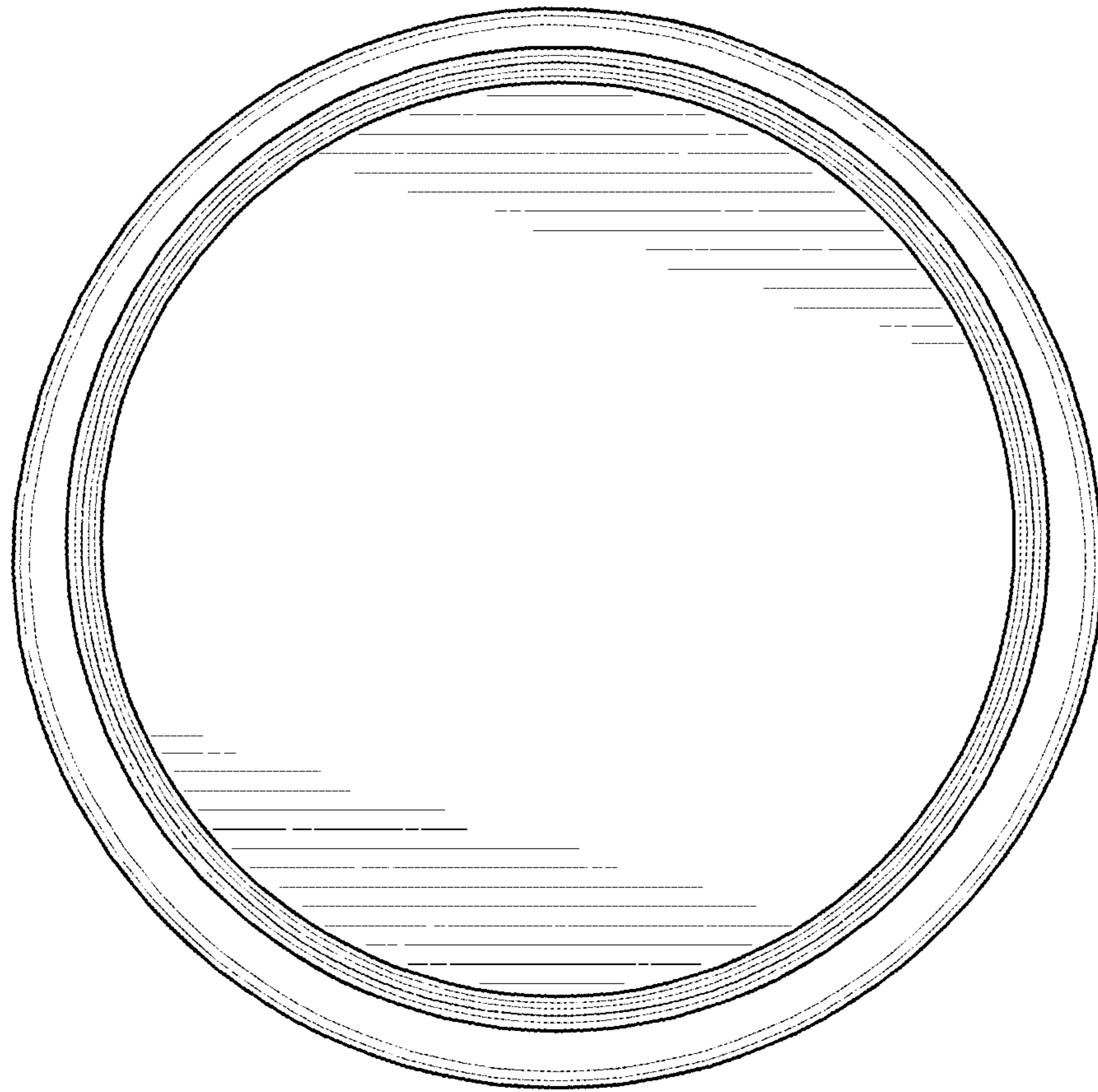


**FIG. 6**



**FIG. 7**





**FIG. 8**