



US00D774833S

(12) **United States Design Patent** (10) **Patent No.:** **US D774,833 S**
Likar (45) **Date of Patent:** **** Dec. 27, 2016**

(54) **GLASS**
(71) Applicant: **STEKLARNA HRASTNIK D.O.O.,**
Hrastnik (SI)
(72) Inventor: **Grega Likar, Celje (SI)**
(**) Term: **15 Years**
(21) Appl. No.: **35/500,052**
(22) Filed: **Jun. 11, 2015**
(80) **Hague Agreement Data**
Int. Filing Date: **Jun. 11, 2015**
Int. Reg. No.: **DM/086863**
Int. Reg. Date: **Jun. 11, 2015**
Int. Reg. Pub. Date: **Jul. 17, 2015**
(51) **LOC (10) Cl.** **07-03**
(52) **U.S. Cl.**
USPC **D7/558**
(58) **Field of Classification Search**
USPC D7/558, 554.1, 507, 523, 509, 527, 540,
D7/586, 506, 396.2, 529, 566, 513, 526;
D9/553, 435, 452, 559, 572, 431, 773,
D9/56; D26/154, 133; D11/164, 153, 152,
D11/143
CPC B65D 77/245
See application file for complete search history.

D386,047 S * 11/1997 Jarvis D7/523
D386,716 S * 11/1997 Weder D11/164
D391,893 S * 3/1998 Weder D11/164
D408,685 S * 4/1999 Lage D7/509
D428,307 S * 7/2000 Yeandel D7/523
D434,698 S * 12/2000 Weder D11/164
D444,734 S * 7/2001 Penney D11/153
D448,243 S * 9/2001 Kehrein D7/509
D461,097 S * 8/2002 Nemirovsky D7/509
D480,271 S * 10/2003 Lin D7/523
D480,601 S * 10/2003 Pettaweebuncha D7/509
6,688,469 B1 * 2/2004 Barnes B65D 77/245
206/217
D498,390 S * 11/2004 Vovan D7/554.1
D502,364 S * 3/2005 Chan D7/509
D511,437 S * 11/2005 Brown D7/566
D523,774 S * 6/2006 Opiniano D11/152
D541,107 S * 4/2007 Mansfield D7/513
D595,090 S * 6/2009 Benson D7/509
D605,938 S * 12/2009 Abbott D9/435
D626,685 S * 11/2010 Gut D26/154
D661,161 S * 6/2012 Craft D7/586
D693,181 S * 11/2013 Chase D7/586
D712,265 S * 9/2014 Tahara D9/452
D729,576 S * 5/2015 Habig D7/506
D732,403 S * 6/2015 King D9/773
D732,889 S * 6/2015 Eyal D7/396.2
D732,895 S * 6/2015 McClellan D7/529
D733,556 S * 7/2015 De Pietri Tonelli D9/431
D736,642 S * 8/2015 Maskell D9/572
D746,639 S * 1/2016 Cossu D7/554.1

(Continued)

Primary Examiner — Rhea Shields

(57) **CLAIM**

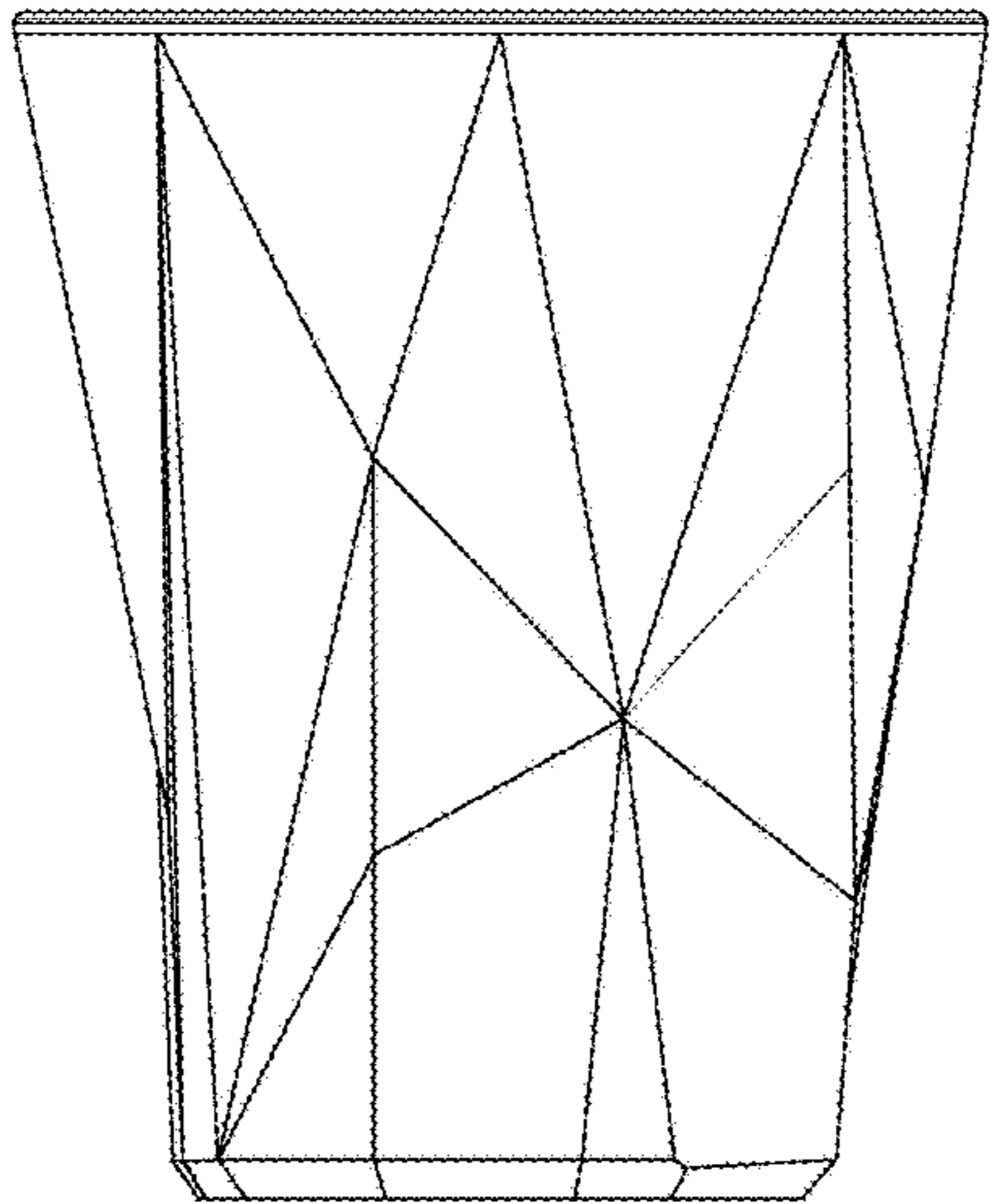
The ornamental design for a glass, as shown and described.

DESCRIPTION

- 1.1 is a front view;
- 1.2 is a side view;
- 1.3 is a rear view;
- 1.4 is another side view;
- 1.5 is a top view; and,
- 1.6 is bottom view.

1 Claim, 6 Drawing Sheets

(56) **References Cited**
U.S. PATENT DOCUMENTS
D322,393 S * 12/1991 Porter D9/756
D327,235 S * 6/1992 Weder D11/152
D364,996 S * 12/1995 Andress D7/526
D368,873 S * 4/1996 Weder D11/143
D372,398 S * 8/1996 Lamson D7/509
D375,657 S * 11/1996 Jarvis D7/523
D377,232 S * 1/1997 Hsu D26/133
D381,934 S * 8/1997 Weder D11/164
D382,230 S * 8/1997 Weder D11/164



(56)

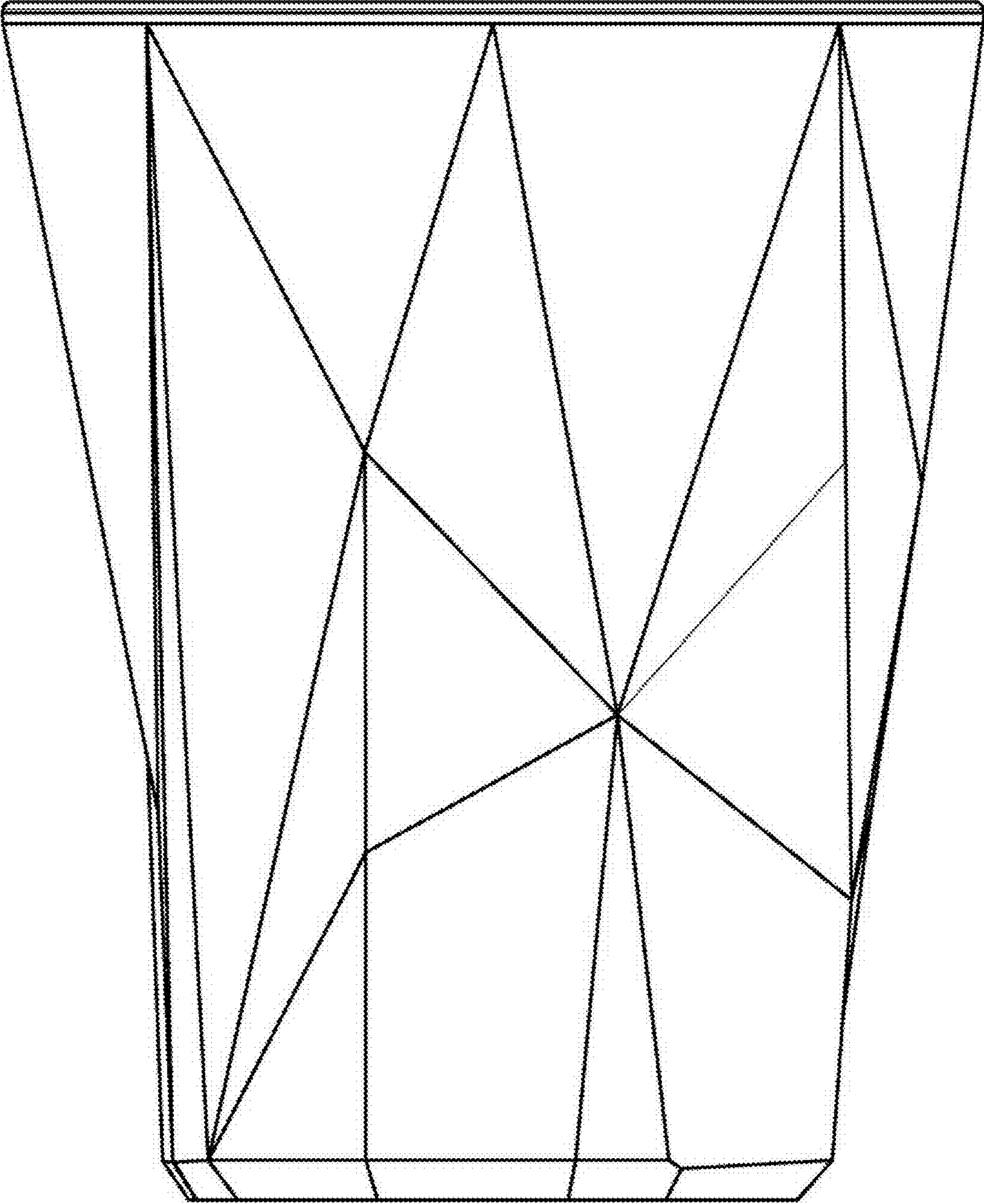
References Cited

U.S. PATENT DOCUMENTS

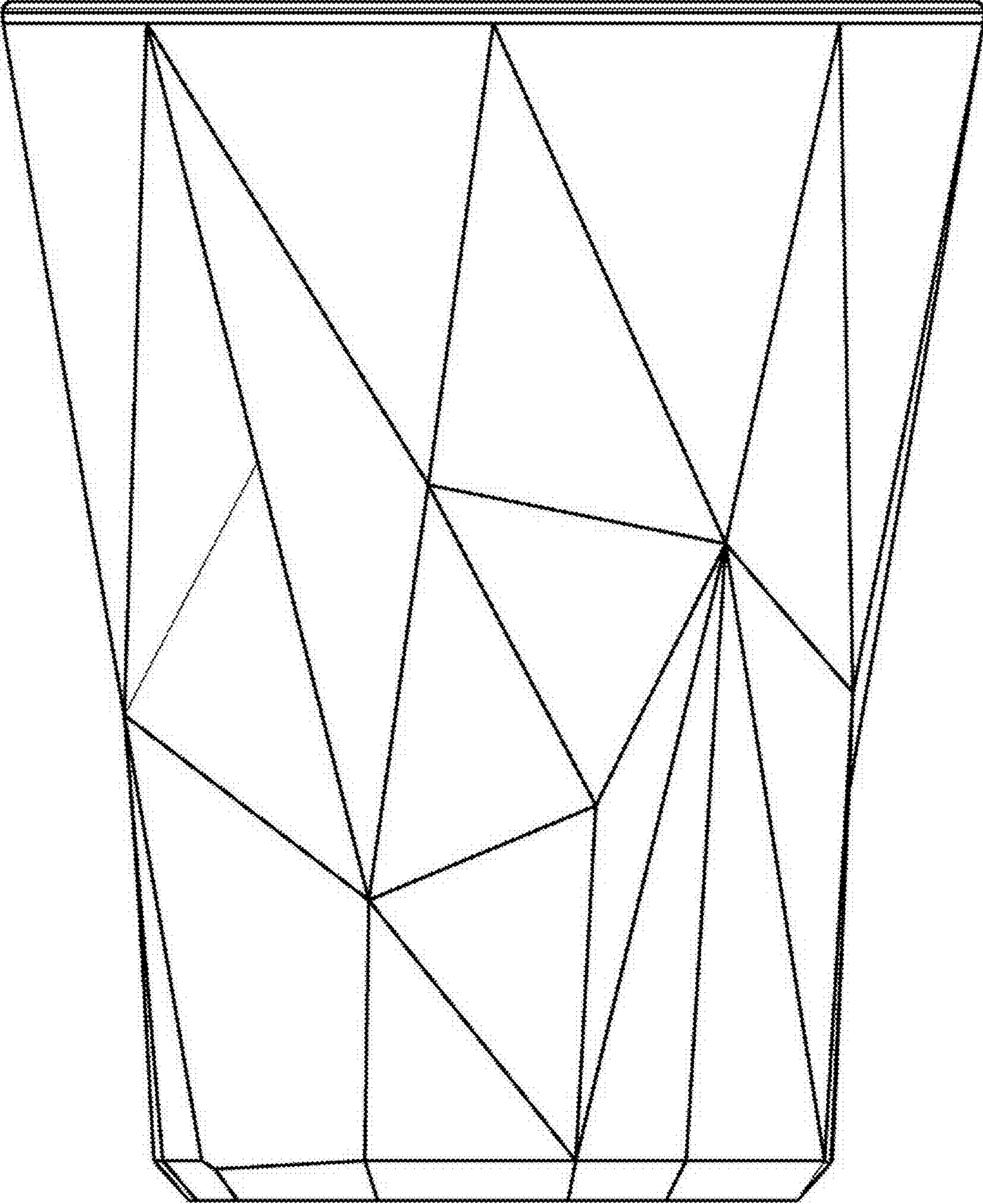
D747,211 S *	1/2016	Nagata	D9/553
D747,212 S *	1/2016	Staab	D9/559
D750,437 S *	3/2016	Katterheinrich	D7/523
D751,863 S *	3/2016	Eyal	D7/507
D754,479 S *	4/2016	Tae	D7/509
D755,571 S *	5/2016	Cheng	D7/523

* cited by examiner

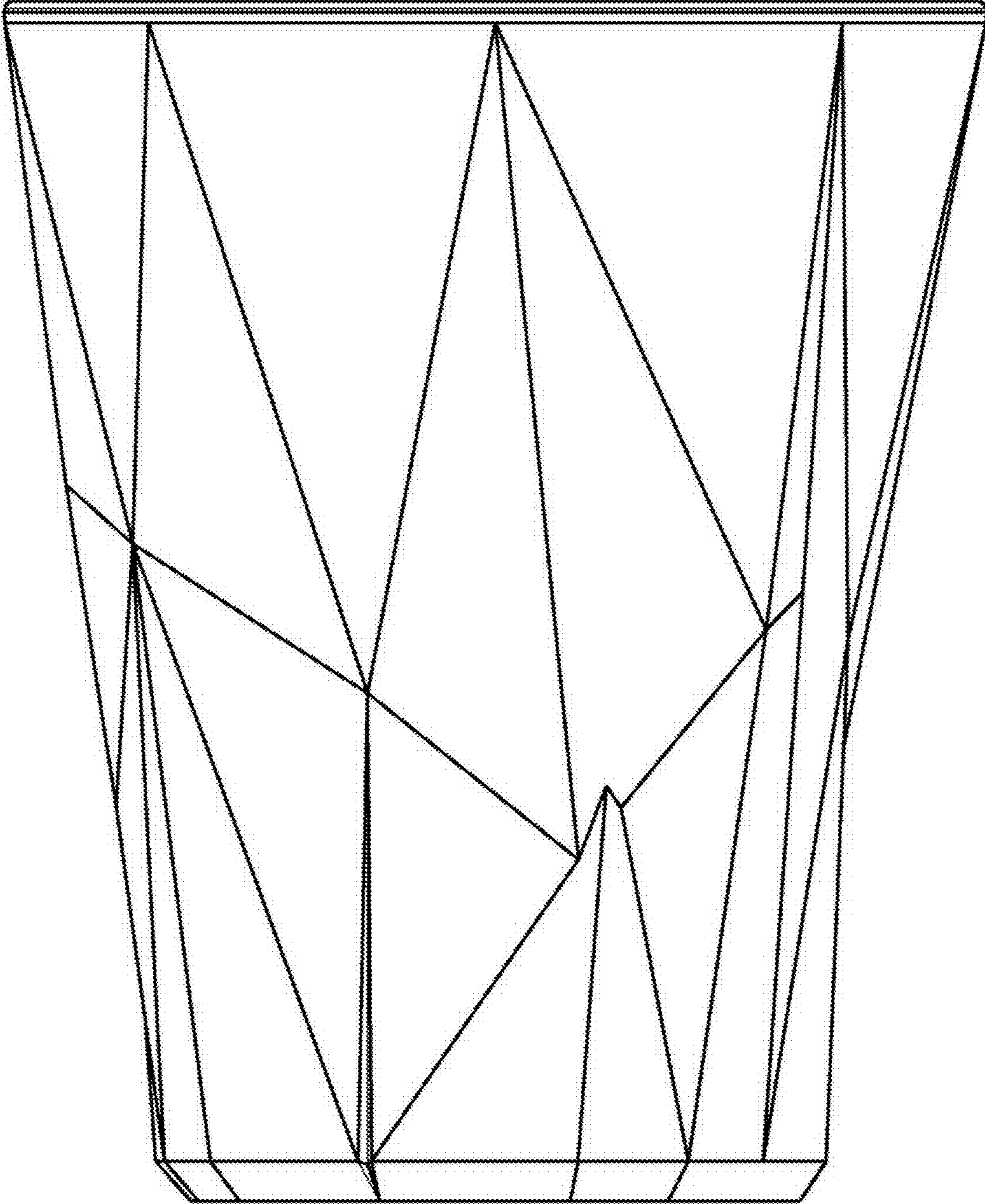
1.1



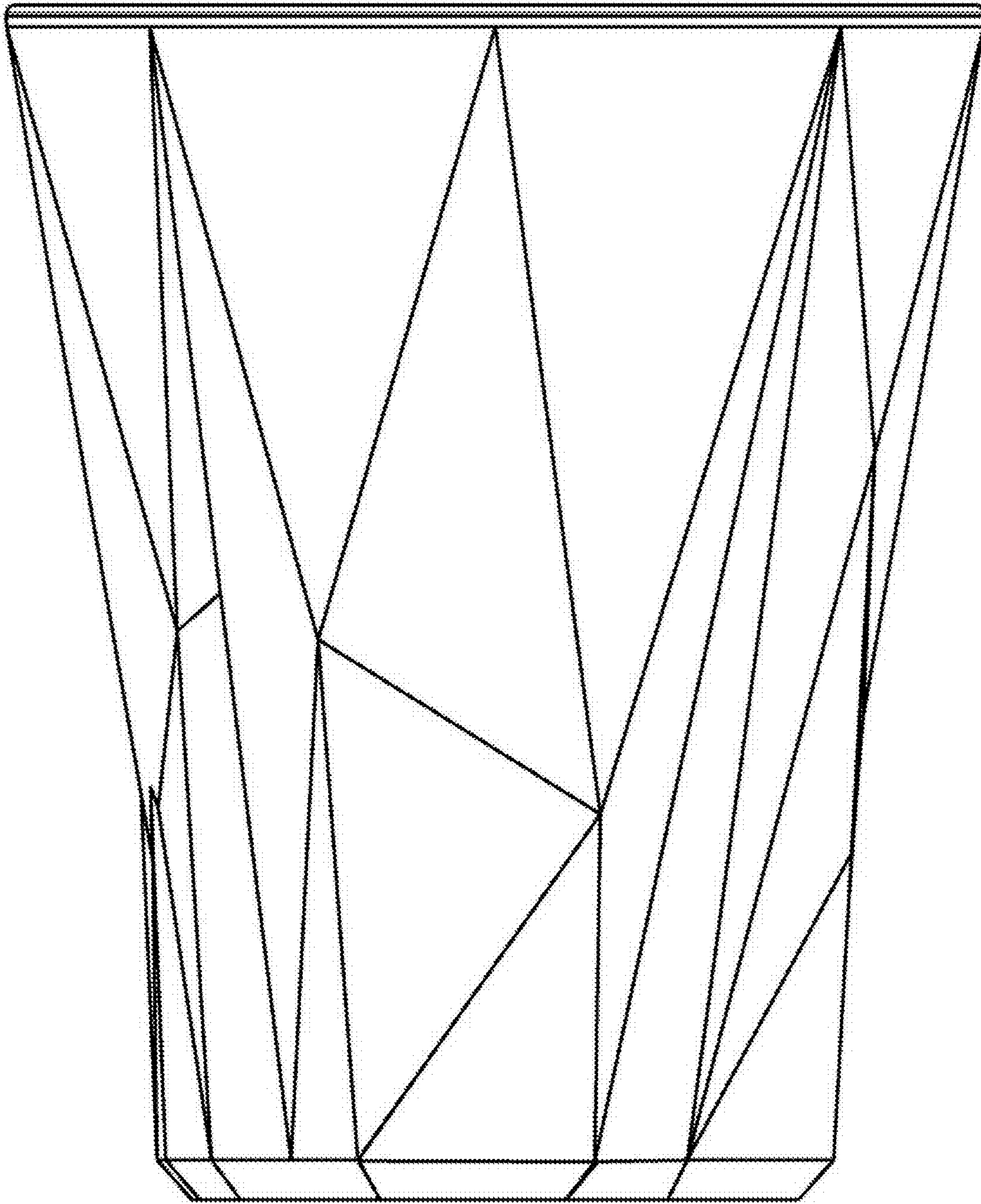
1.2



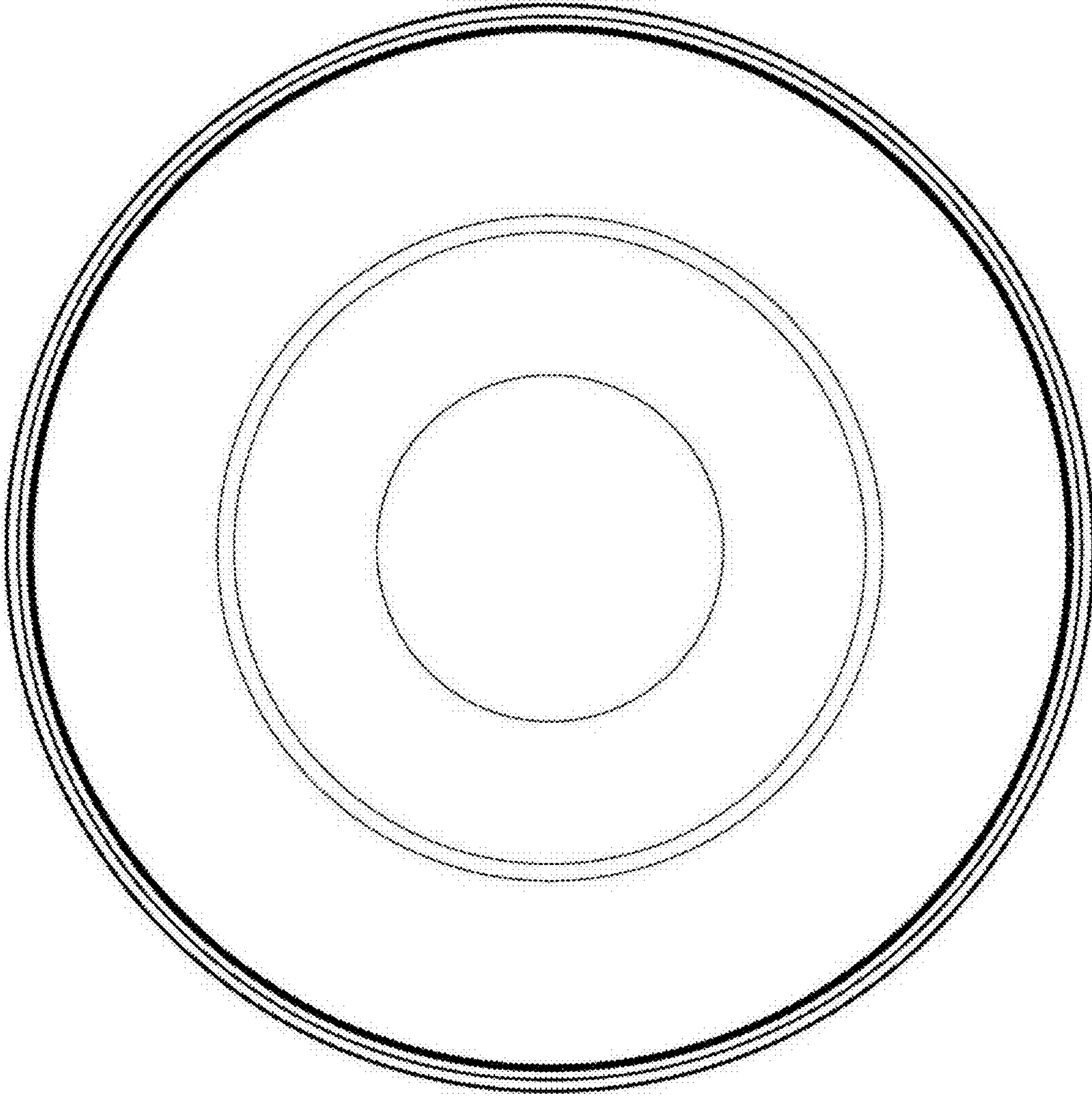
1.3



1.4



1.5



1.6

