



US00D774825S

(12) **United States Design Patent** (10) **Patent No.:** **US D774,825 S**
Cotterman (45) **Date of Patent:** **** Dec. 27, 2016**

(54) **CUBE GLASS**

(71) Applicant: **Jon Nathaniel Cotterman**, Los Angeles, CA (US)

(72) Inventor: **Jon Nathaniel Cotterman**, Los Angeles, CA (US)

(**) Term: **14 Years**

(21) Appl. No.: **29/515,794**

(22) Filed: **Jan. 27, 2015**

(51) **LOC (10) Cl.** **07-01**

(52) **U.S. Cl.**
USPC **D7/507**; D7/509; D7/523

(58) **Field of Classification Search**

USPC D7/507, 509, 510, 511, 512, 514, 515, 505, D7/523, 524, 525, 526, 527, 528, 529, D7/530, 531, 532, 537, 300.2, 598, 213, D7/392.1, 396.1, 518, 519, 522, 586, 582, D7/571, 567, 566, 564, 563, 551.1, 551.2, D7/536, 535, 533, 521, 619.1, 310, 319, D7/608, 300, 672, 555; D21/310, 325, D21/300, 312, 322, 323; D28/24, 25, 65, D28/67, 75, 86, 73; D11/143, 144, 153; 220/703, 705, 710, 592.16, 592.17, 3.8, 220/256.1, 256.3, 288; 239/24, 33; D9/680, 414, 416, 423, 432, 695, 700, D9/701, 711, 719, 721, 759, 770, 505, D9/524, 472, 573, 575, 436, 440, 447, D9/504, 516, 517; D19/115, 101, 102, D19/117; D27/172, 173, 183, 186, 189; D3/203.5, 203.6, 203.8, 202, 212, 20, D3/205; D2/700; D24/188, 197
CPC A47G 19/22; A47G 19/2205; A47G 19/2211; A47G 19/2216; A47G 19/2222; A47G 19/2227; A47G 19/2288; B65D 1/265; B65D 47/066; F25D 31/00; F25D 31/002
See application file for complete search history.

(56) **References Cited**

U.S. PATENT DOCUMENTS

D105,812 S *	8/1937	Siekert	D30/130
2,750,768 A *	6/1956	Laurent	A47G 19/2205
			215/6
D358,356 S *	5/1995	Rahr	D11/143
D478,807 S *	8/2003	Dubiel	D7/510
D480,986 S *	10/2003	Taylor	D11/143
D532,257 S *	11/2006	Mansfield	D7/507
D534,768 S *	1/2007	Mansfield	D7/513
D539,091 S *	3/2007	Mansfield	D7/509
7,243,812 B2 *	7/2007	Mansfield	A47G 19/2205
			206/219
2013/0233866 A1 *	9/2013	Dooley	B65D 81/18
			220/592.17
2015/0089964 A1 *	4/2015	Chung	F25D 3/00
			62/62

* cited by examiner

Primary Examiner — Marianne Pandozzi

Assistant Examiner — Jae Liang

(74) *Attorney, Agent, or Firm* — George Huang; Fay Sharpe LLP

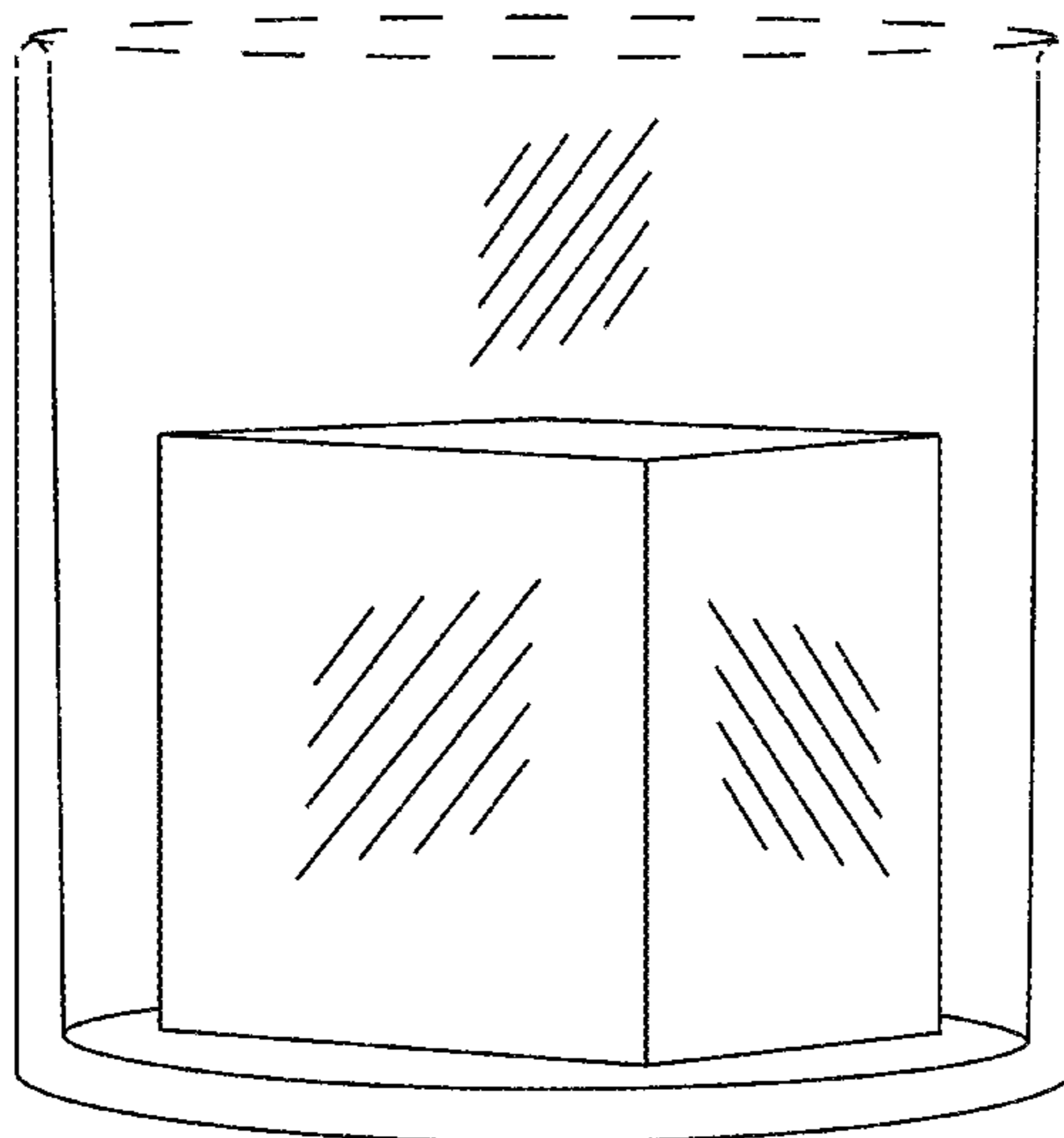
(57) **CLAIM**

The ornamental design for a cube glass, as shown and described.

DESCRIPTION

FIG. 1 is a side perspective view of a cube glass showing my new design;
FIG. 2 is a front view thereof;
FIG. 3 is a side view thereof; and,
FIG. 4 is a top view thereof.
The broken lines in the drawings depict portions of the cube glass that form no part of the claimed design.

1 Claim, 4 Drawing Sheets



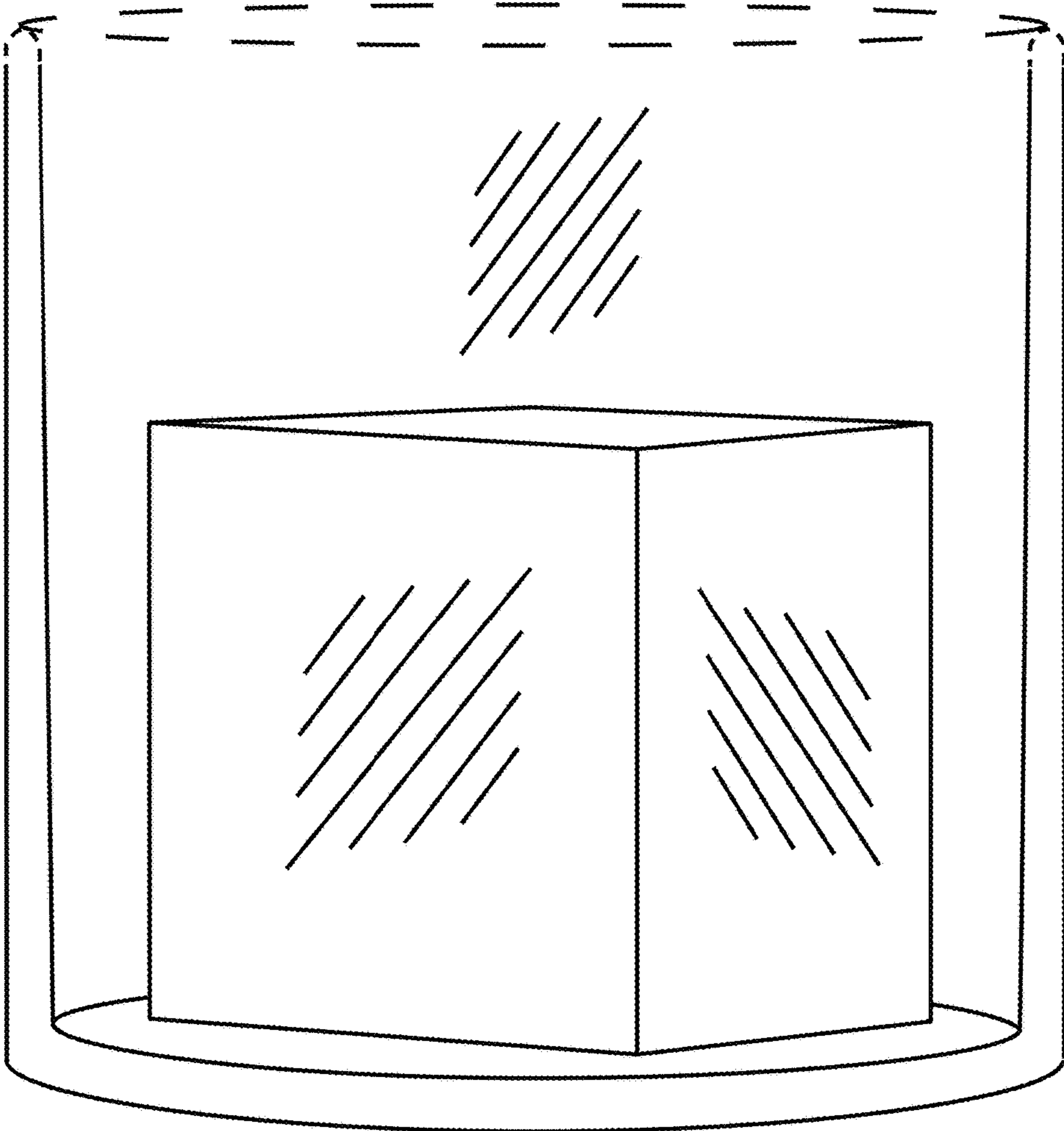


FIG. 1

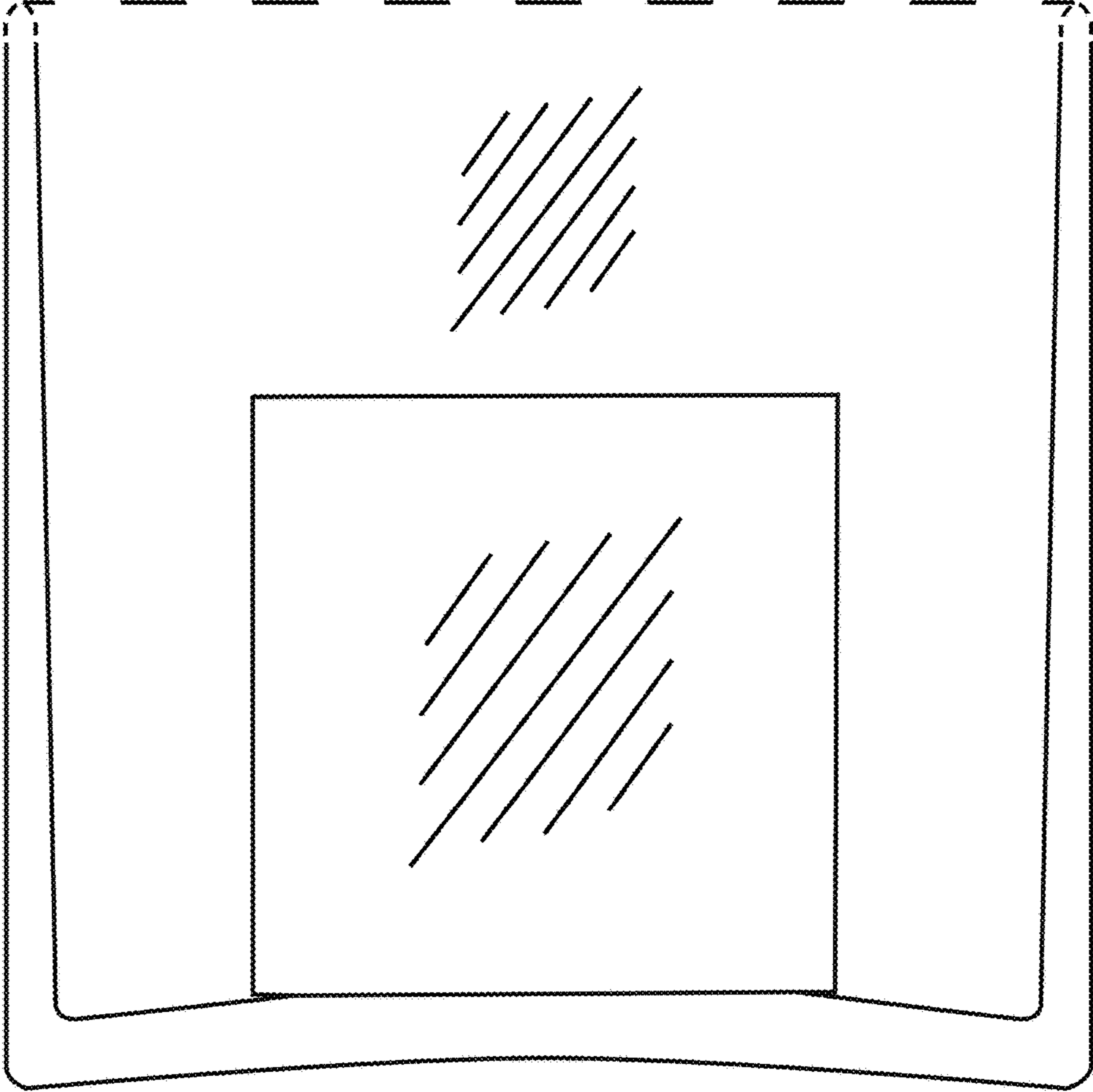


FIG. 2

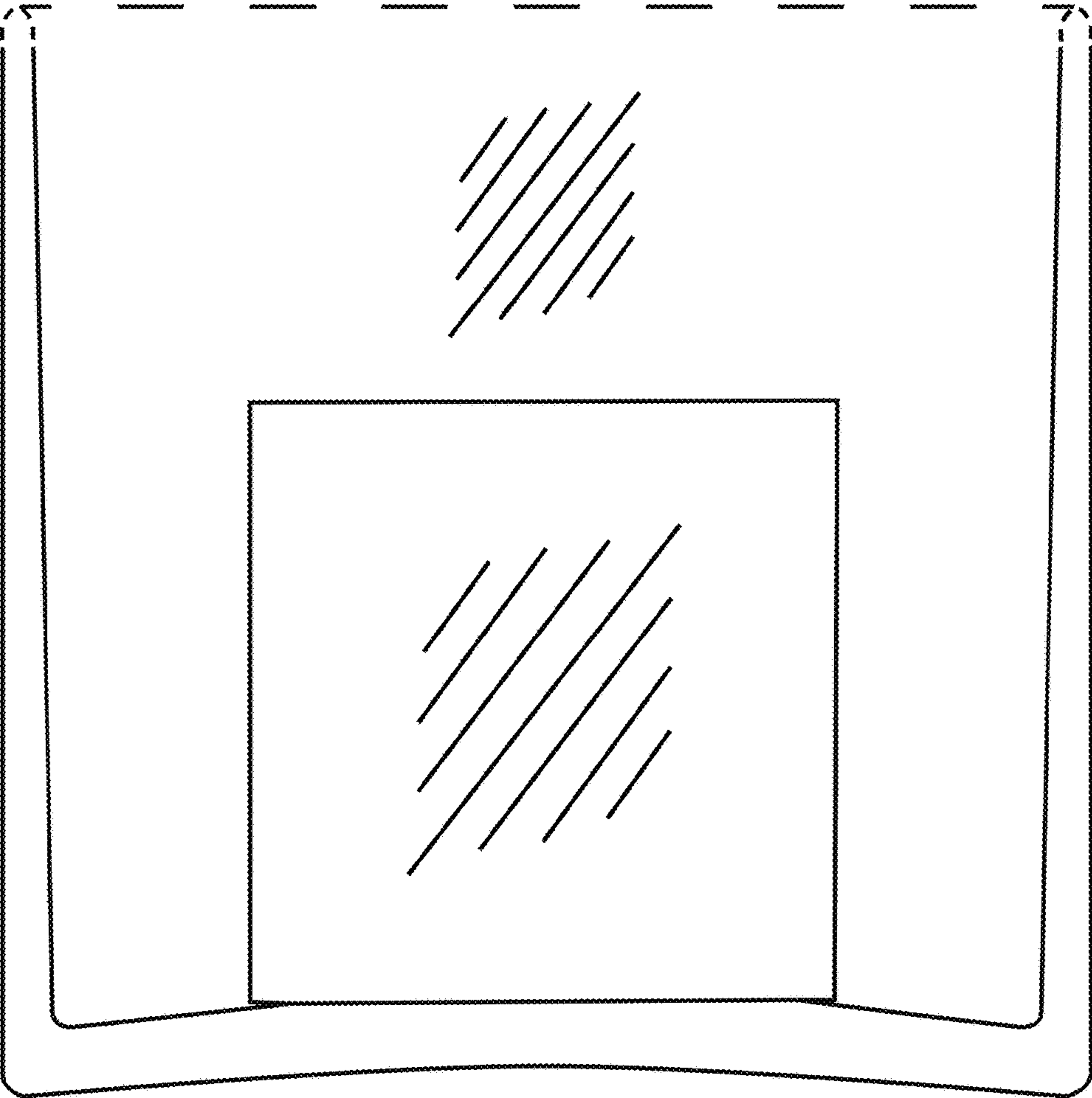


FIG. 3

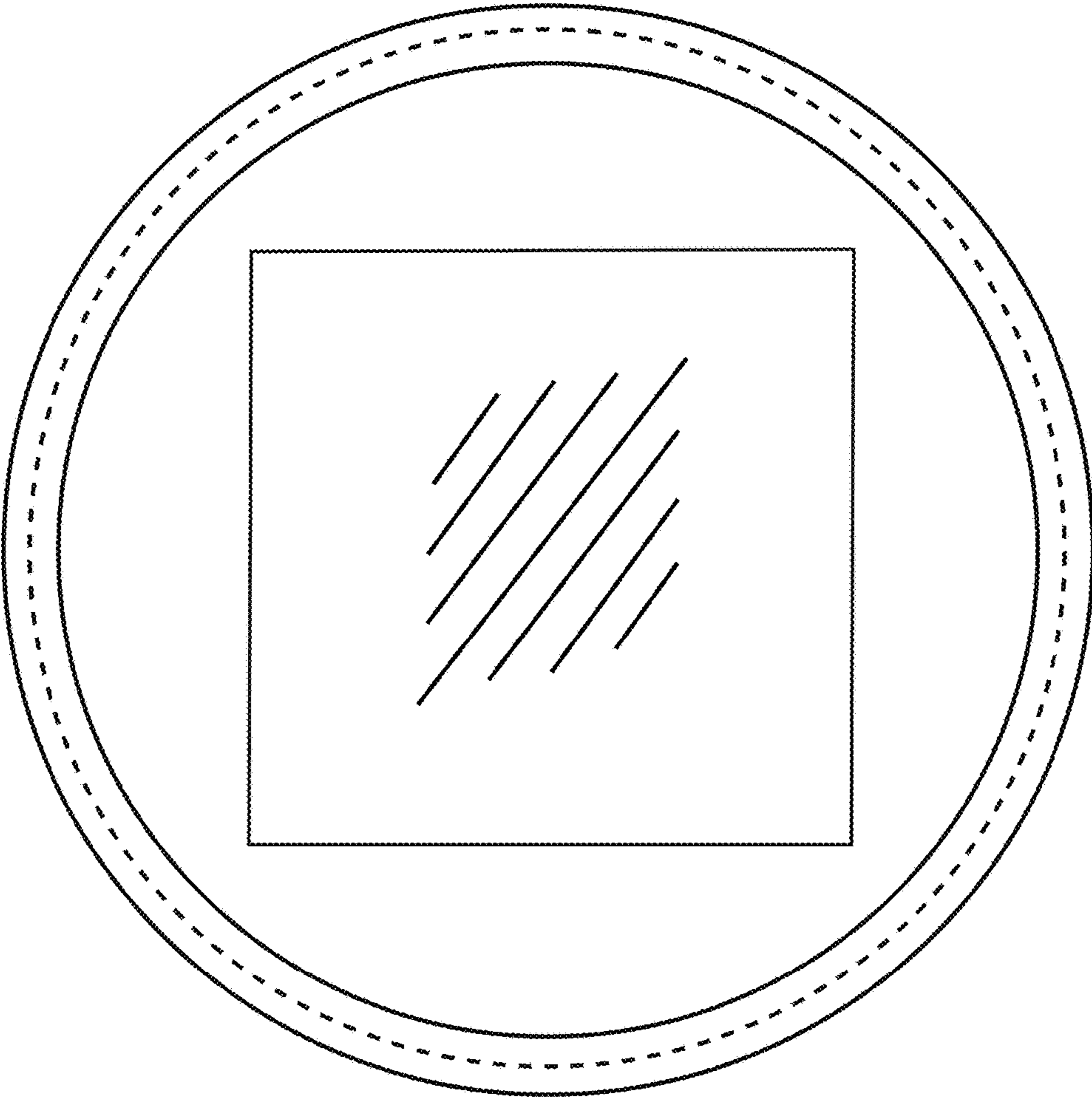


FIG. 4