



US00D774783S

(12) **United States Design Patent** (10) **Patent No.:** **US D774,783 S**  
**Toronjo** (45) **Date of Patent:** **\*\* Dec. 27, 2016**

(54) **ELASTIC TEXTILE**  
(71) Applicant: **Under Armour, Inc.**, Baltimore, MD (US)  
(72) Inventor: **Alan Toronjo**, Baltimore, MD (US)  
(73) Assignee: **Under Armour, Inc.**, Baltimore, MD (US)

5,334,903 A 8/1994 Smith  
D362,331 S 9/1995 Berger, II  
D370,127 S \* 5/1996 Bonaddio et al. .... D5/58  
5,661,854 A 9/1997 March  
5,937,441 A 8/1999 Raines  
6,247,181 B1 6/2001 Hirsch  
6,499,142 B1 12/2002 Lee  
6,539,556 B1 4/2003 Barker  
6,783,814 B2 8/2004 Swager  
6,878,320 B1 4/2005 Alderson  
(Continued)

(\*\*) Term: **14 Years**

**FOREIGN PATENT DOCUMENTS**

(21) Appl. No.: **29/480,722**  
(22) Filed: **Jan. 29, 2014**  
(51) **LOC (10) Cl.** ..... **05-06**  
(52) **U.S. Cl.**  
USPC ..... **D5/56**  
(58) **Field of Classification Search**  
USPC ..... D2/617-619, 717, 840; D5/14, 28, 43,  
D5/44, 55, 56, 58-60, 62-66, 99;  
D25/138, D25/140, 143-145, 147-151,  
157, 159, 164  
CPC ..... B44F 1/00; B44F 1/08; B44F 3/00;  
B44F 5/00; B44F 9/00; B44F 9/02; B44F  
9/04; B44F 11/04; B44F 11/06; B21H  
27/02; D04H 1/00; D03D 1/00; D03D  
25/00; D10B 2503/04; D04B 21/18  
See application file for complete search history.

DE 903081 C 2/1954  
EP 1891868 B1 10/2008  
(Continued)

*Primary Examiner* — Karen S Acker  
*Assistant Examiner* — Clare Ann Gannon

(57) **CLAIM**

The ornamental design for an elastic textile, as shown and described.

**DESCRIPTION**


FIG. 1 is a perspective view of an elastic textile showing my new design;  
FIG. 2 is a top plan view thereof;  
FIG. 3 is a bottom plan view thereof;  
FIG. 4 is a front elevational view thereof shown in cross section taken along lines 4-4 of FIG. 1;  
FIG. 5 is a rear elevational view thereof shown in cross section taken along lines 5-5 of FIG. 1;  
FIG. 6 is a left side elevational view thereof shown in cross section taken along lines 6-6 of FIG. 1; and,  
FIG. 7 is a right side elevational view thereof shown in cross section taken along lines 7-7 of FIG. 1.  
In the figures, the broken lines surrounding the perimeter define the bounds of the claimed design and form no part thereof.

(56) **References Cited**

**U.S. PATENT DOCUMENTS**

221,792 A 11/1879 Davies  
D162,301 S 3/1951 Hibbard  
2,880,548 A \* 4/1959 Marr ..... 446/204  
D188,649 S \* 8/1960 Fedash ..... D5/56  
3,122,754 A 3/1964 Wedin  
D212,044 S \* 8/1968 Woodman ..... D25/144  
4,668,557 A 5/1987 Lakes  
4,809,690 A 3/1989 Bouyssi  
D304,258 S 10/1989 Mitchell et al.

**1 Claim, 5 Drawing Sheets**



(56)

References Cited

U.S. PATENT DOCUMENTS

6,989,075 B1 1/2006 Kao  
 D516,821 S 3/2006 Wu  
 D521,191 S 5/2006 Berger  
 D524,585 S 7/2006 Contreras  
 7,160,621 B2 1/2007 Chaudhari  
 7,247,265 B2 7/2007 Alderson  
 7,252,870 B2 8/2007 Anderson  
 7,350,851 B2 4/2008 Barvosa-Carter  
 7,455,567 B2 11/2008 Bentham et al.  
 D598,438 S \* 8/2009 Seo ..... D14/248  
 7,650,648 B2 1/2010 Roberts  
 D609,956 S \* 2/2010 Lukasik ..... D6/582  
 7,824,763 B2 11/2010 Namburi  
 7,858,055 B2 12/2010 Lee  
 D631,262 S \* 1/2011 Evans ..... D5/56  
 7,896,294 B2 3/2011 Dittrich  
 7,910,193 B2 3/2011 Ma  
 D641,556 S \* 7/2011 Hutchison ..... D5/60  
 D642,809 S \* 8/2011 Horn et al. .... D5/59  
 7,989,057 B2 8/2011 Alderson  
 8,074,418 B2 12/2011 Thiagarajan  
 D658,989 S 5/2012 Nelissen  
 8,304,355 B2 11/2012 Baldauf  
 8,436,508 B2 5/2013 Kornbluh  
 D691,782 S 10/2013 Meredith  
 D692,675 S \* 11/2013 Clerici et al. .... D5/63  
 8,609,220 B2 \* 12/2013 Summers et al. .... 428/116  
 8,772,187 B2 \* 7/2014 Ugbolue et al. .... 442/312  
 2002/0132543 A1 9/2002 Baer  
 2003/0136069 A1 \* 7/2003 Geissler ..... 52/311.2  
 2005/0035031 A1 2/2005 Alderson  
 2006/0129227 A1 6/2006 Hengelmolen  
 2007/0031667 A1 2/2007 Hook  
 2007/0093768 A1 4/2007 Roe  
 2007/0213838 A1 9/2007 Hengelmolen  
 2007/0286987 A1 12/2007 Anderson  
 2008/0011021 A1 1/2008 Starbuck  
 2008/0248710 A1 10/2008 Wittner  
 2009/0041978 A1 2/2009 Sogard

2009/0119820 A1 5/2009 Bentham  
 2009/0239049 A1 9/2009 Hook  
 2009/0265839 A1 10/2009 Young  
 2010/0029796 A1 2/2010 Alderson  
 2010/0107317 A1 5/2010 Wang  
 2010/0112320 A1 \* 5/2010 Ostendorf et al. .... 428/218  
 2010/0305535 A1 12/2010 Leeming  
 2010/0306904 A1 12/2010 Neid  
 2011/0029063 A1 2/2011 Ma  
 2011/0039088 A1 2/2011 Lee  
 2011/0046715 A1 2/2011 Ugbolue  
 2011/0059291 A1 3/2011 Boyce  
 2011/0144417 A1 6/2011 Jagger  
 2011/0155137 A1 6/2011 Martin  
 2011/0156314 A1 6/2011 Alberg  
 2011/0159758 A1 6/2011 Martin  
 2011/0168313 A1 7/2011 Ma et al.  
 2011/0209557 A1 9/2011 Burns  
 2011/0214560 A1 9/2011 Skertchly  
 2011/0236519 A1 9/2011 Skertchly  
 2011/0250383 A1 10/2011 Summers  
 2011/0252544 A1 10/2011 Abernethy  
 2011/0265714 A1 11/2011 Lee  
 2011/0281481 A1 11/2011 Alderson  
 2011/0282452 A1 11/2011 Koerner  
 2012/0029537 A1 2/2012 Mortarino  
 2012/0055187 A1 3/2012 Raines  
 2012/0060991 A1 3/2012 Mun  
 2012/0066820 A1 3/2012 Fresco  
 2012/0129416 A1 5/2012 Anand  
 2013/0071583 A1 3/2013 Evans  
 2013/0134992 A1 5/2013 Zhu

FOREIGN PATENT DOCUMENTS

GB 361815 A 11/1931  
 JP 10072719 A 3/1998  
 JP 2007138320 A 6/2007  
 WO WO2010044369 A1 4/2010  
 WO 2010082537 7/2010

\* cited by examiner



FIG.1




FIG.2

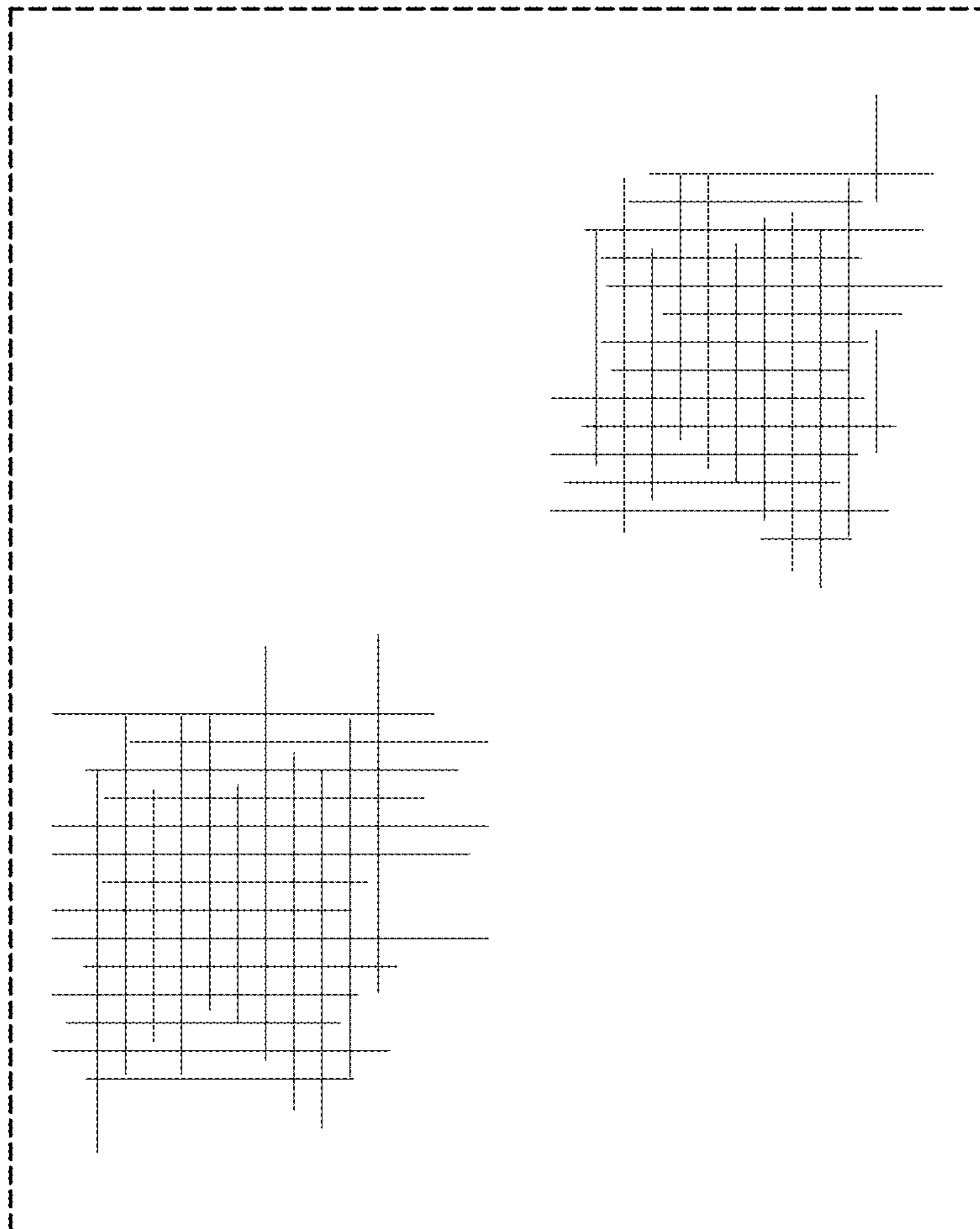


FIG.3



FIG.4



FIG.5



FIG. 6



FIG. 7