



US00D774782S

(12) **United States Design Patent** (10) **Patent No.:** **US D774,782 S**  
**Chen** (45) **Date of Patent:** **\*\* Dec. 27, 2016**

(54) **LACE FABRIC**  
(71) Applicant: **Best Pacific Textile Ltd.**, Dongguan (CN)  
(72) Inventor: **Hua Chen**, Dongguan (CN)  
(73) Assignee: **BEST PACIFIC TEXTILE LTD.**, Guangdong (CN)  
(\*\*) Term: **15 Years**

D84,885 S \* 8/1931 Delahaye ..... D5/11  
D90,665 S \* 9/1933 Lindenbaum ..... D5/11  
D115,479 S \* 6/1939 Leishman ..... D6/616  
D121,518 S \* 7/1940 Marghab ..... D6/613  
D311,646 S \* 10/1990 Thomass ..... D5/24  
D401,096 S \* 11/1998 Wichser ..... D5/51  
D635,777 S \* 4/2011 Sawamura ..... D5/11  
D635,778 S \* 4/2011 Sawamura ..... D5/11  
D635,779 S \* 4/2011 Sawamura ..... D5/11  
D656,320 S \* 3/2012 Sawamura ..... D5/11  
D661,492 S \* 6/2012 Ranschau ..... D5/32  
D675,028 S \* 1/2013 Sawamura ..... D5/48  
D761,027 S \* 7/2016 Duan ..... D5/11

(21) Appl. No.: **29/528,018**  
(22) Filed: **May 25, 2015**  
(51) **LOC (10) Cl.** ..... **05-02**  
(52) **U.S. Cl.**  
USPC ..... **D5/19**  
(58) **Field of Classification Search**  
USPC ..... D5/7, 11, 12, 19, 23, 24, 48, 51, 62;  
D6/613, 616  
CPC ..... D03D 9/00; D03D 15/00; D04C 1/00;  
D04C 1/04; D04C 1/08; D04C  
1/10; D05C 17/00; B44F 3/00; B44F 5/00  
See application file for complete search history.

\* cited by examiner

*Primary Examiner* — Karen S Acker  
(74) *Attorney, Agent, or Firm* — George G. Wang; Bei & Ocean

(56) **References Cited**  
U.S. PATENT DOCUMENTS  
D13,978 S \* 6/1883 Kerr ..... D5/24  
D36,618 S \* 11/1903 Palmer ..... D5/11  
D47,809 S \* 9/1915 Birkin ..... D5/11  
D50,897 S \* 6/1917 Rieger ..... D5/11  
D55,532 S \* 6/1920 Reith ..... D5/62

(57) **CLAIM**  
The ornamental design for a lace fabric, as shown and described.

**DESCRIPTION**  
FIG. 1 is a front view of a lace fabric in accordance with the present invention.  
FIG. 2 is a back side view thereof.  
FIG. 3 is a front perspective view thereof; and,  
FIG. 4 is an enlarged detail view of a portion of FIG. 1.  
The design is shown on a black ground in order to differentiate the design from the drawing sheet.

**1 Claim, 4 Drawing Sheets**






FIG. 1






FIG. 2






FIG. 3

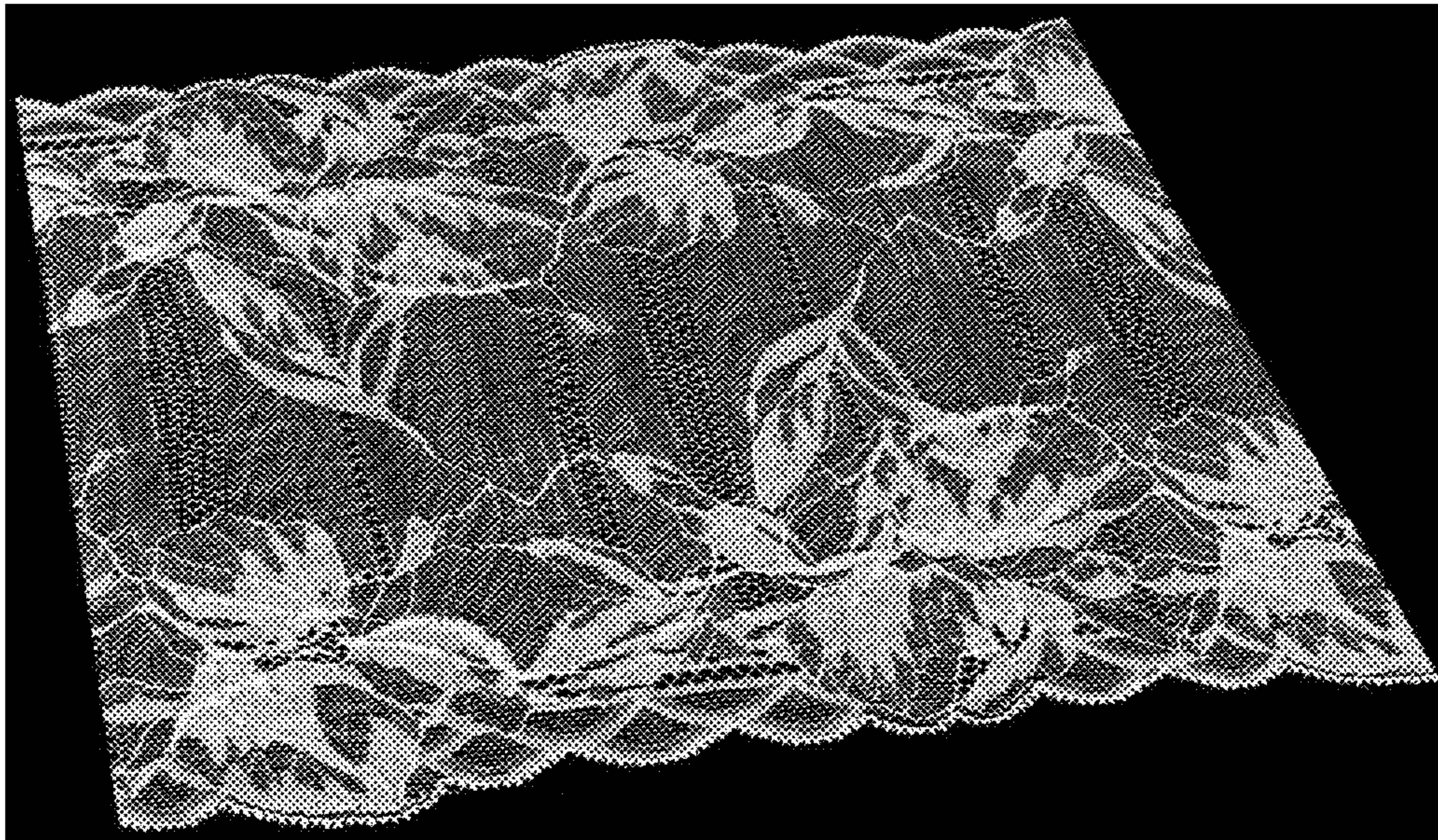




FIG. 4

