



US00D774780S

(12) **United States Design Patent** (10) **Patent No.:** **US D774,780 S**  
**Sullivan et al.** (45) **Date of Patent:** **\*\* Dec. 27, 2016**

(54) **ANIMAL GROOMING BRUSH**

(71) Applicant: **SULLIVAN SUPPLY, INC.**, Dunlap, IA (US)  
(72) Inventors: **John Sullivan**, Dunlap, IA (US); **Scott Kinzer**, Denison, IA (US)  
(73) Assignee: **Sullivan Supply, Inc.**, Dunlap, IA (US)  
(\*\*) Term: **14 Years**  
(21) Appl. No.: **29/449,400**

(22) Filed: **Mar. 15, 2013**  
(51) **LOC (10) Cl.** ..... **04-02**  
(52) **U.S. Cl.**  
USPC ..... **D4/136**  
(58) **Field of Classification Search**  
USPC ..... D4/132-134, 136, 138; D30/158, 159;  
15/186-188; 119/600, 611-616, 625, 664  
CPC ..... A46B 3/00; A46B 3/005; A46B 3/04;  
A46B 3/06; A46B 9/00; A46B 9/005; A46B 9/02; A46B 9/06; A46B 2200/00; A46B 2200/10; A46B 2200/104; A46B 2200/1093; A01K 13/00; A01K 13/001; A01K 13/002  
See application file for complete search history.

(56) **References Cited**

**U.S. PATENT DOCUMENTS**

502,233 A \* 7/1893 Miller ..... 119/600  
1,290,554 A \* 1/1919 Healey ..... 119/629  
1,657,752 A \* 1/1928 Hertzberg ..... 15/200  
1,695,765 A \* 12/1928 Howes ..... 19/98  
1,818,495 A \* 8/1931 Midgley ..... 119/632  
D163,271 S \* 5/1951 Gibo ..... D4/136  
5,930,862 A \* 8/1999 Garrett ..... 15/200  
7,310,849 B2 \* 12/2007 White et al. .... 15/207.2

**FOREIGN PATENT DOCUMENTS**

JP 2012245115 A \* 12/2012

**OTHER PUBLICATIONS**

Sullivan Supply, Sep. 3, 2011 [online], Grooming Tools circled on the page [retrieved on Nov. 16, 2015] Retrieved from the Internet using Web Archive: <URL: [http://web.archive.org/web/\\*/http://www.sullivansupply.com](http://web.archive.org/web/*/http://www.sullivansupply.com)>.\*

\* cited by examiner

*Primary Examiner* — Robert M Spear  
*Assistant Examiner* — John Voytek

(74) *Attorney, Agent, or Firm* — Mueting, Raasch & Gebhardt, P.A.

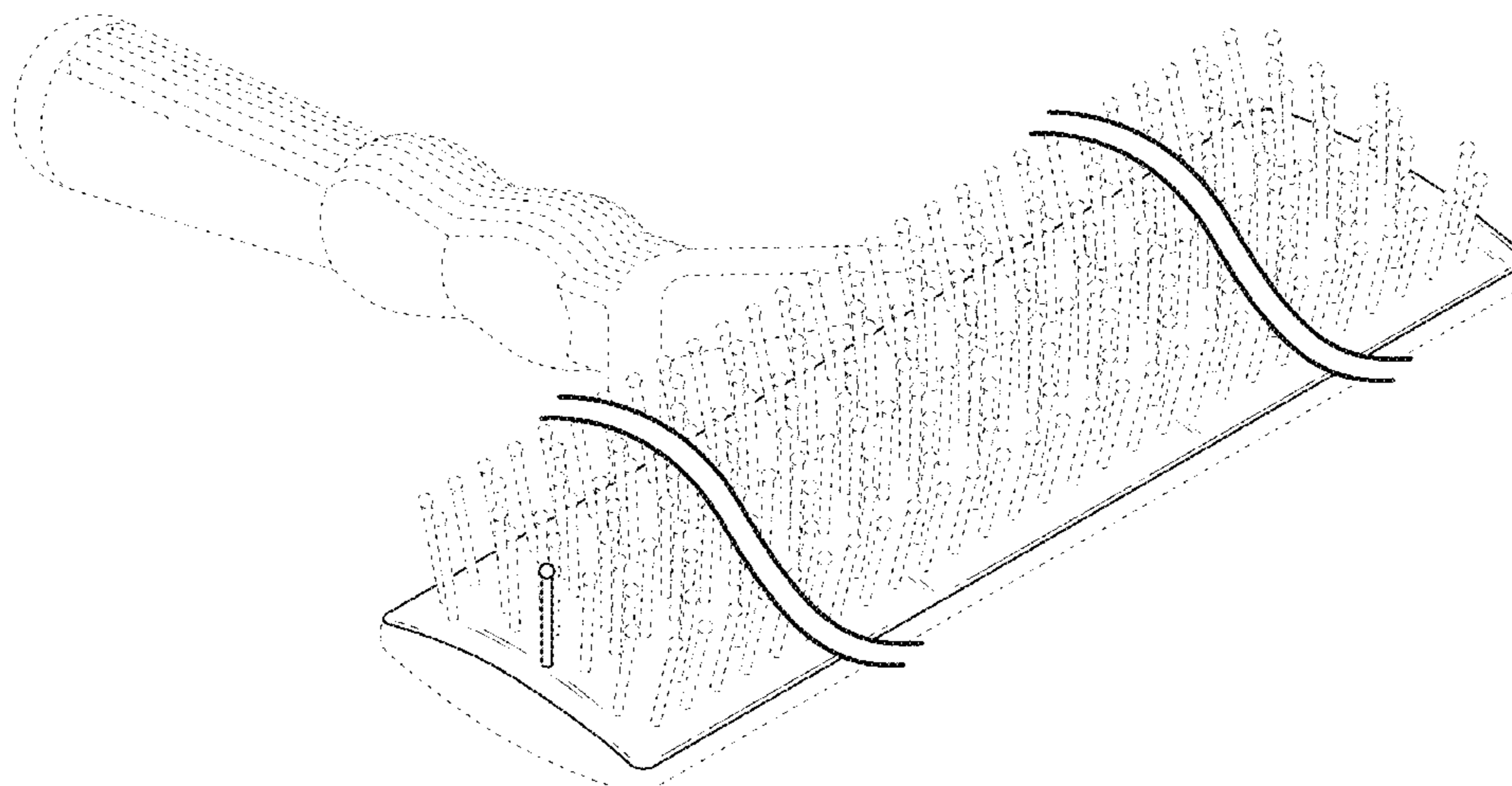
(57) **CLAIM**

The ornamental design for an animal grooming brush, as shown and described.

**DESCRIPTION**

FIG. 1 is a perspective view of an animal grooming brush; FIG. 2 is a front elevational view of the animal grooming brush of FIG. 1; FIG. 3 is back elevational view of the animal grooming brush of FIG. 1; FIG. 4 is a bottom plan view of the animal grooming brush of FIG. 1; FIG. 5 is a top plan view of the animal grooming brush of FIG. 1; FIG. 6 is a right side elevational view of the animal grooming brush of FIG. 1; and, FIG. 7 is a right side elevational view of the animal grooming brush of FIG. 1. The broken lines form boundaries or portions of the head, handle, and bristles of the animal grooming brush that form no part of the claimed invention. The animal grooming brush is shown with a symbolic break in its length. The appearance of any portion of the article between the break lines forms no part of the claimed design.

**1 Claim, 7 Drawing Sheets**



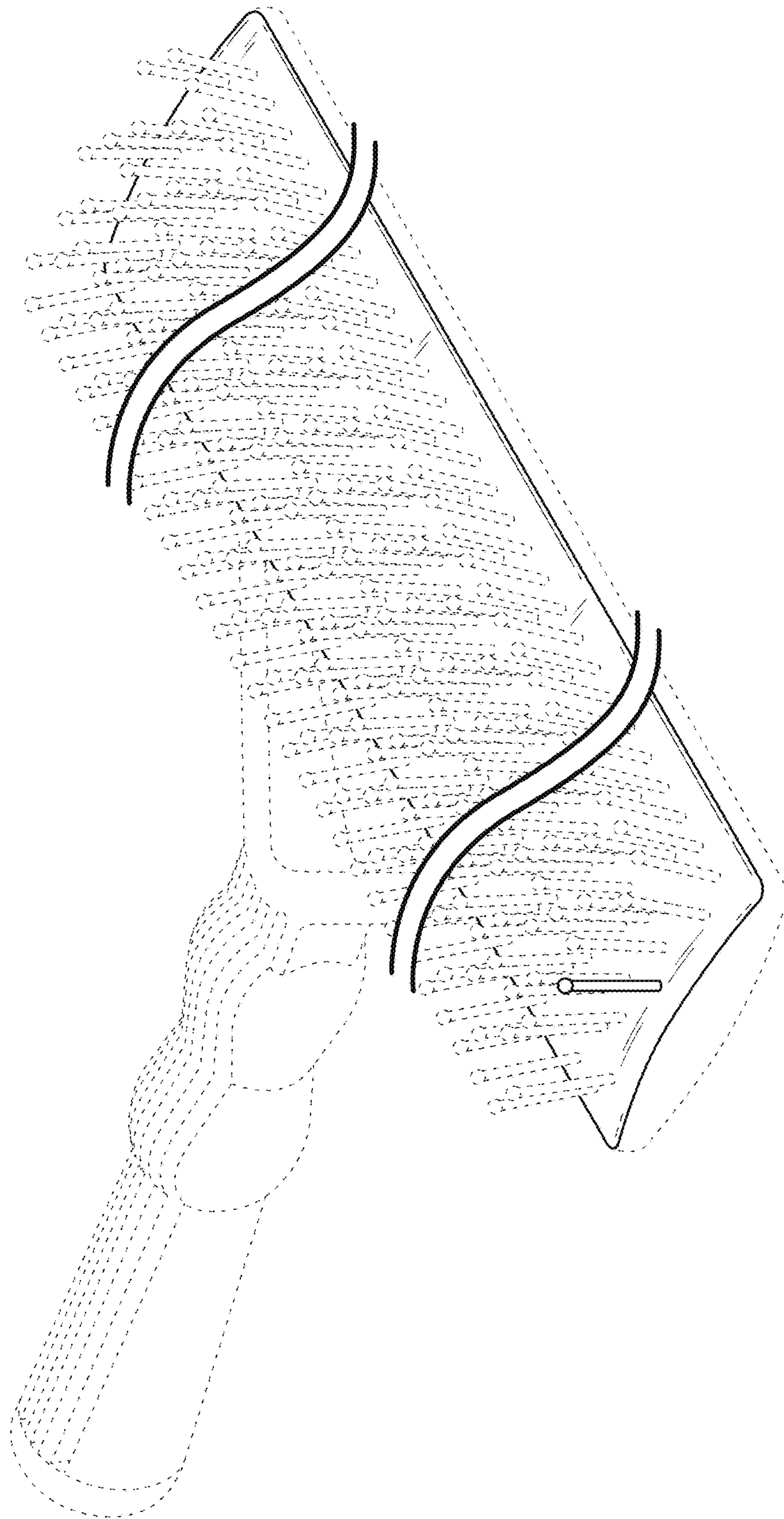


Fig. 1

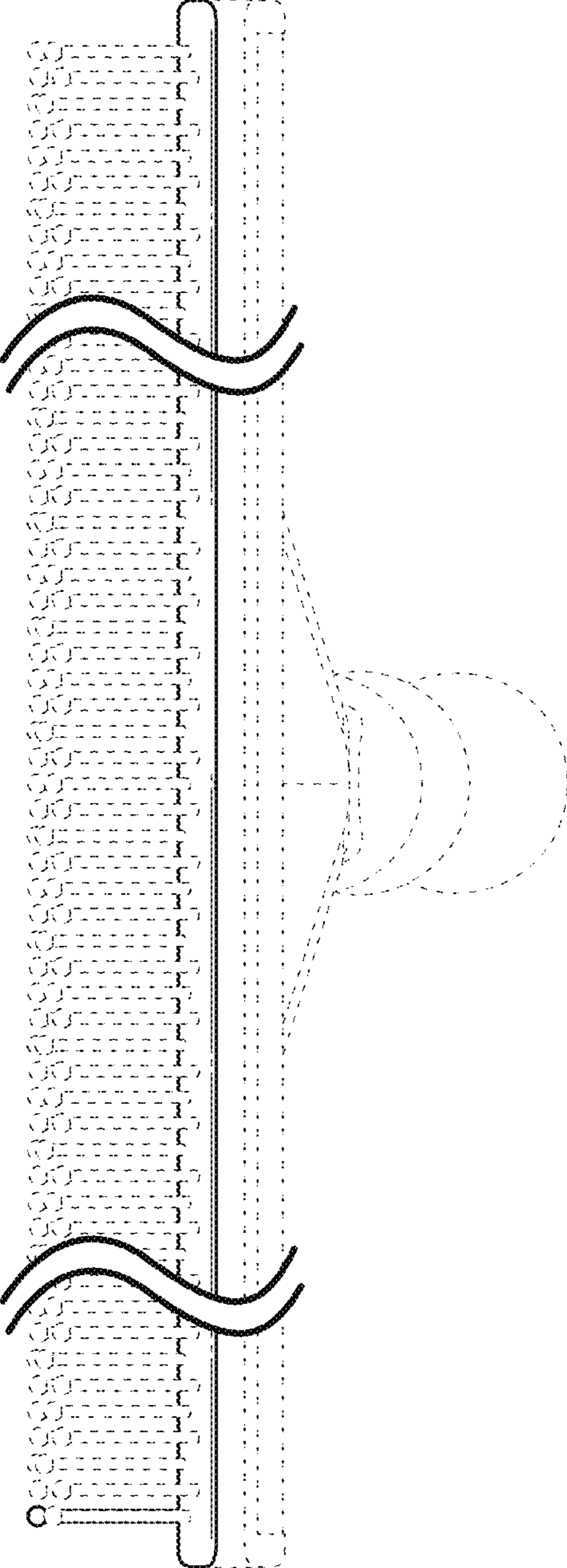


Fig. 2

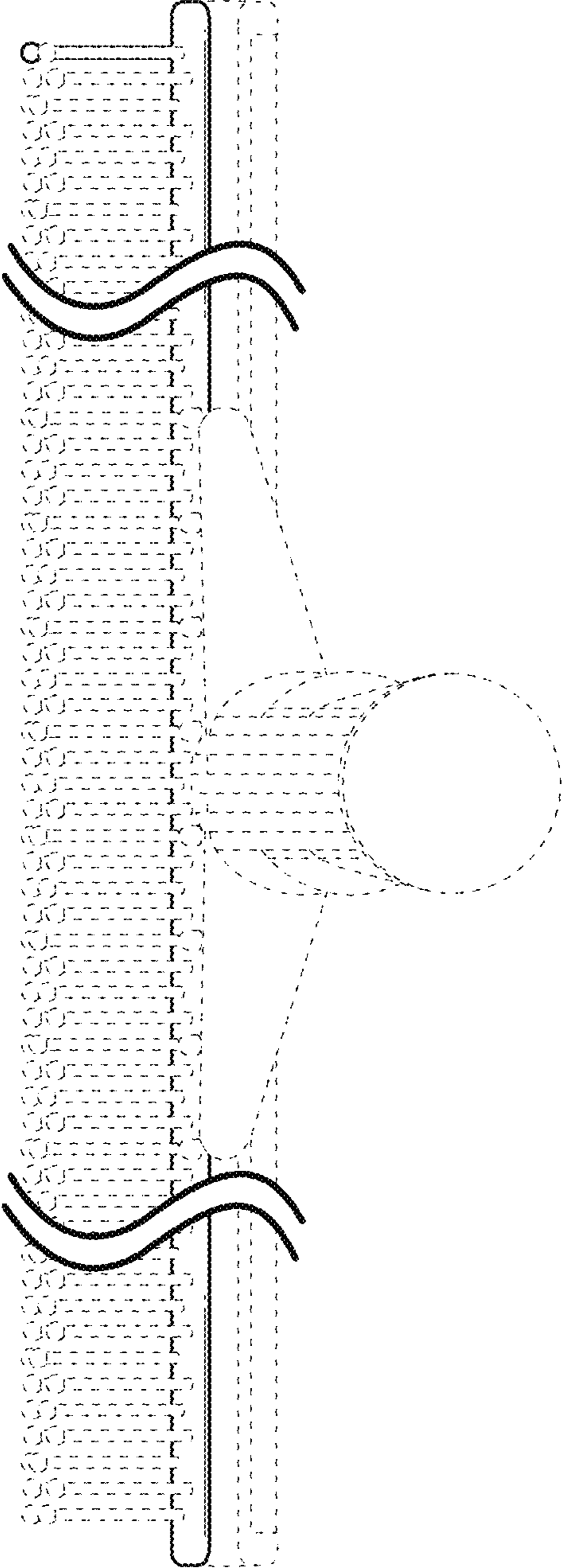


Fig. 3

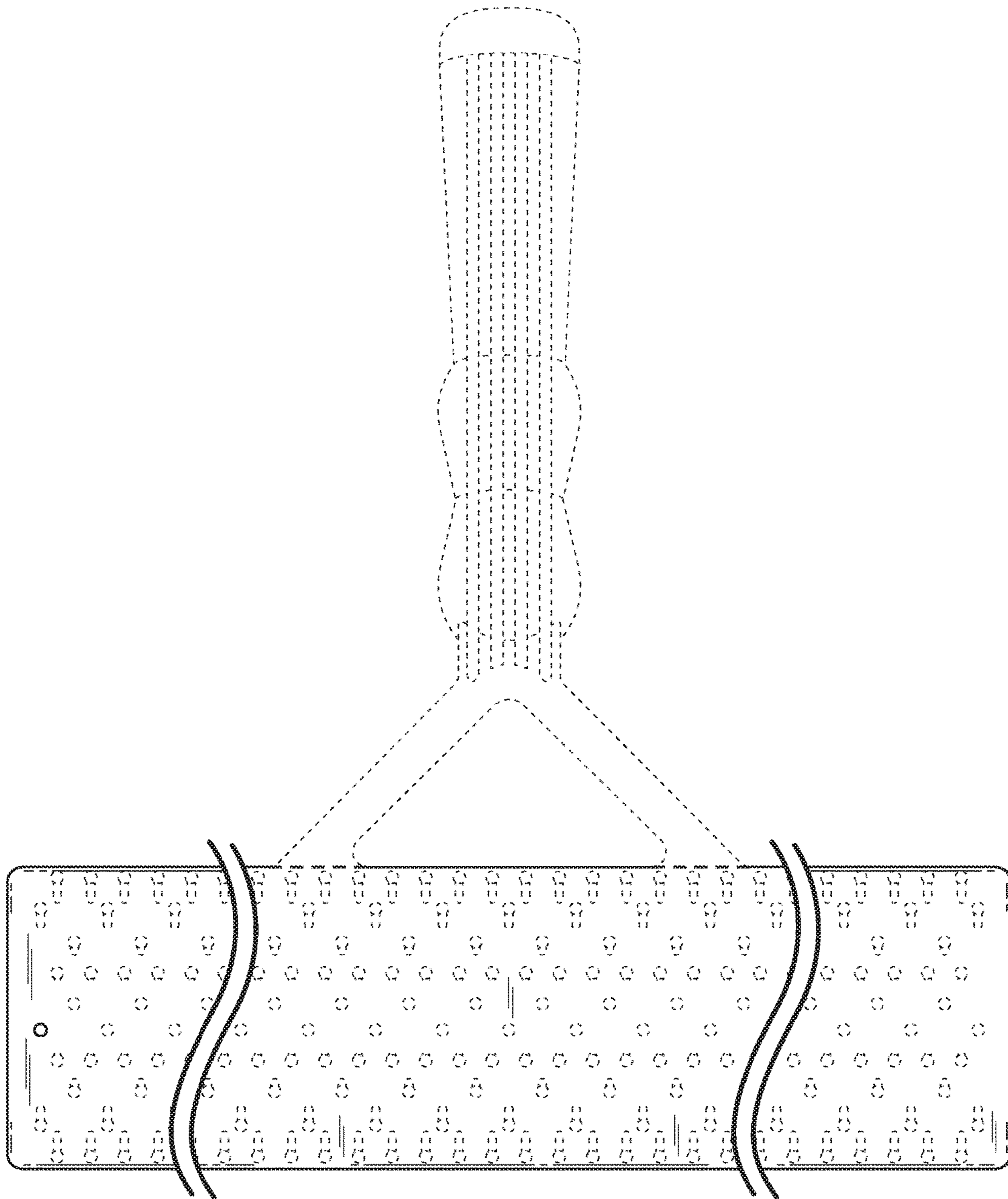


Fig. 4

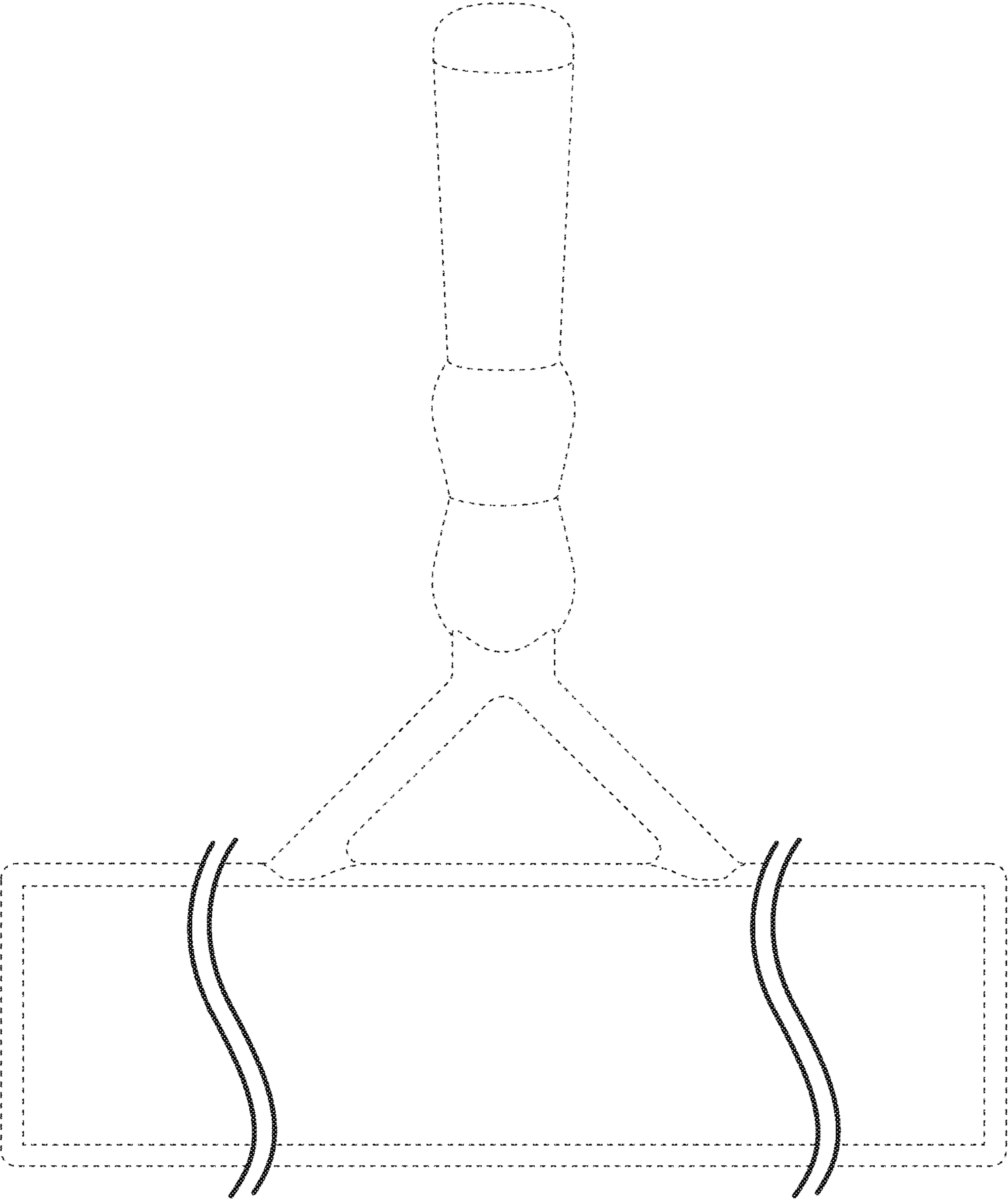


Fig. 5

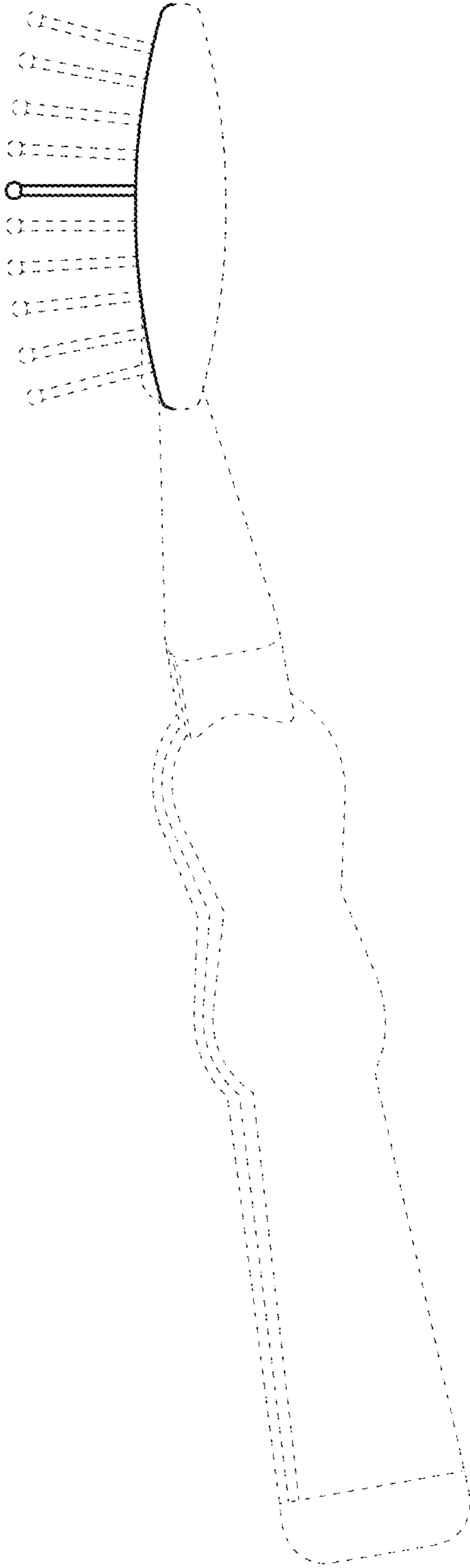


Fig. 6

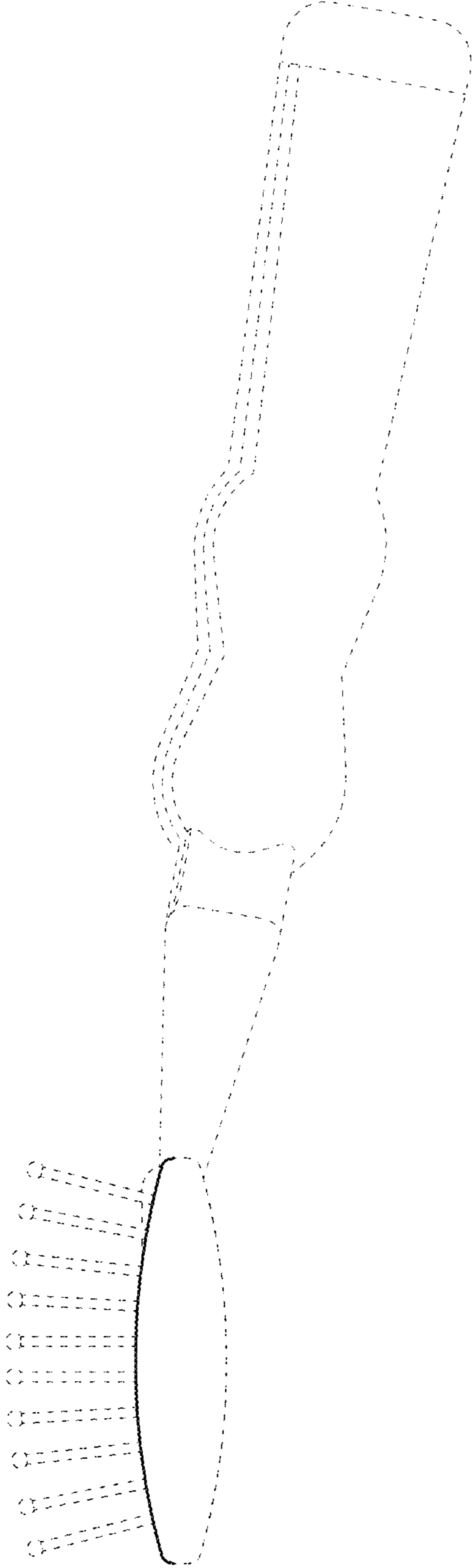


Fig. 7