



US00D774777S

(12) **United States Design Patent**
Schlegel et al.

(10) **Patent No.:** **US D774,777 S**

(45) **Date of Patent:** **** Dec. 27, 2016**

(54) **BRUSH**

(71) Applicants: **Reid Schlegel**, Oradell, NJ (US);
Linden Evans, Brooklyn, NY (US);
Vincent Valderrama, Staten Island, NY
(US); **Davin Stowell**, New York, NY
(US)

(72) Inventors: **Reid Schlegel**, Oradell, NJ (US);
Linden Evans, Brooklyn, NY (US);
Vincent Valderrama, Staten Island, NY
(US); **Davin Stowell**, New York, NY
(US)

(73) Assignee: **HELEN OF TROY LIMITED**, St.
Michael (BB)

(**) Term: **15 Years**

(21) Appl. No.: **29/532,288**

(22) Filed: **Jul. 3, 2015**

(51) **LOC (10) Cl.** **04-03**

(52) **U.S. Cl.**
USPC **D4/120**

(58) **Field of Classification Search**
USPC .. D4/120, 138, 118, 137, 104, 133; D28/59,
D28/35; D30/158; D32/35; 132/120;
15/1.52
CPC A45D 24/16; A47L 11/22
See application file for complete search history.

(56) **References Cited**

U.S. PATENT DOCUMENTS

- 2,796,071 A * 6/1957 Takehana A45D 24/16
132/120
- 3,421,171 A * 1/1969 Tsuruzawa A47L 11/22
15/1.52
- D304,883 S * 12/1989 Fan D4/137

- D334,289 S * 3/1993 Rubin D4/138
- D376,695 S * 12/1996 Tveras D4/104
- D388,960 S * 1/1998 Anderson D4/138
- D438,709 S * 3/2001 Chen D4/120
- D460,554 S * 7/2002 Park D24/133
- D461,246 S * 8/2002 Park D24/133
- D465,929 S * 11/2002 Thomas D4/120
- D471,364 S * 3/2003 Kwong D4/120
- D475,203 S * 6/2003 Vaes D4/138
- D478,730 S * 8/2003 Goulet D4/138
- D525,035 S * 7/2006 McCay D4/120
- D584,061 S * 1/2009 Meyer D4/138
- D637,351 S * 5/2011 Huang D28/59
- D646,022 S * 9/2011 Schmitz D28/35
- D646,898 S * 10/2011 Raven D4/118
- D706,002 S * 5/2014 Aulwes D30/158
- D712,100 S * 8/2014 Aulwes D30/158
- D712,610 S * 9/2014 Arvinte D32/35

* cited by examiner

Primary Examiner — Rhea Shields

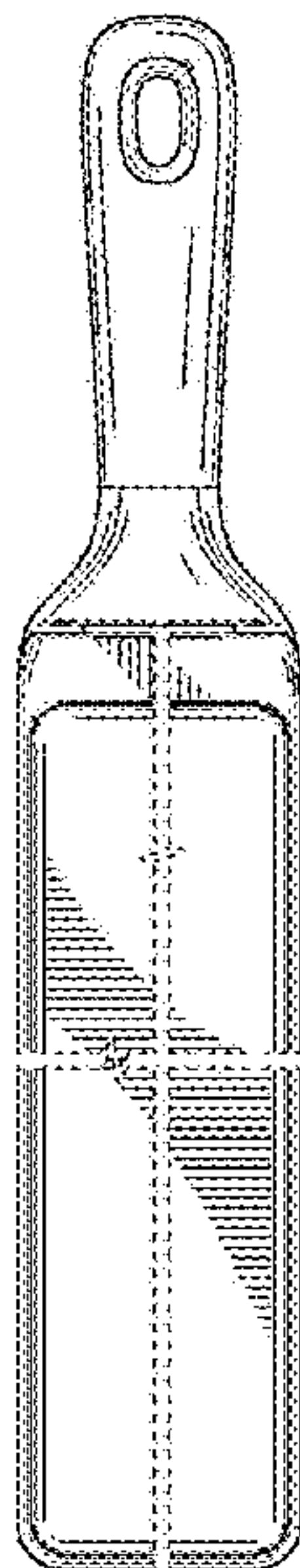
(57) **CLAIM**

The ornamental design for a brush, as shown, and described.

DESCRIPTION

FIG. 1 is a front view of the brush;
 FIG. 2 is a rear view of the brush;
 FIG. 3 is a side view of the brush;
 FIG. 4 is a top view of the brush;
 FIG. 5 is a bottom view of the brush;
 FIG. 6 is a perspective view of the brush; and,
 FIG. 7 is a perspective view of the brush with its handle in
 a pivoted position.
 In the Figures, the brush is shown with a symbolic break in
 its width and length. The appearance of any portion of the
 brush beyond the break line forms no part of the claimed
 design.

1 Claim, 7 Drawing Sheets



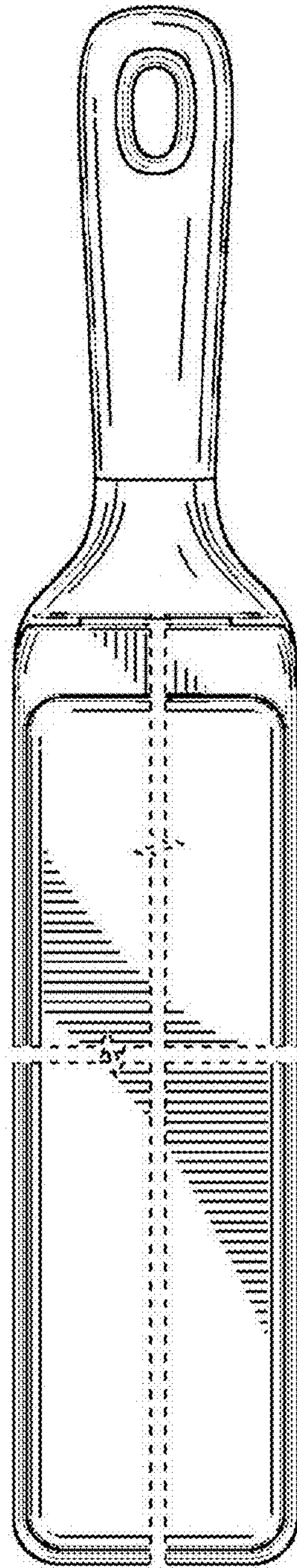


Figure 1

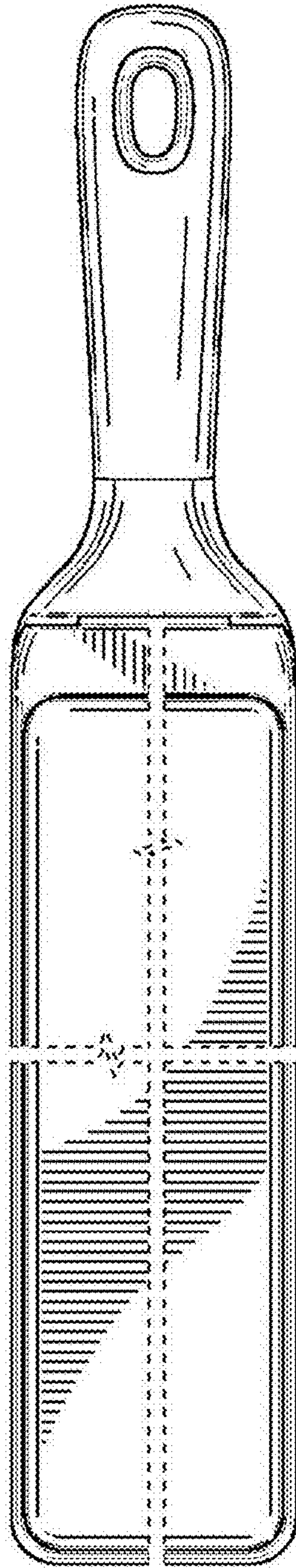


Figure 2

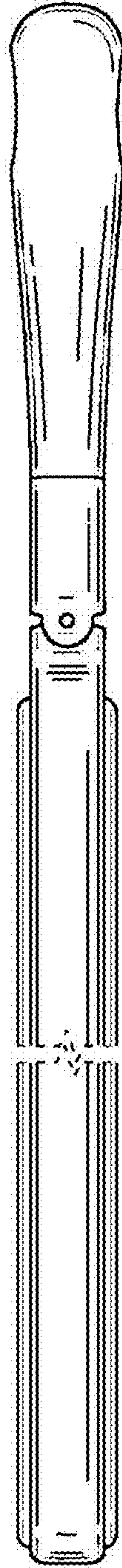


Figure 3

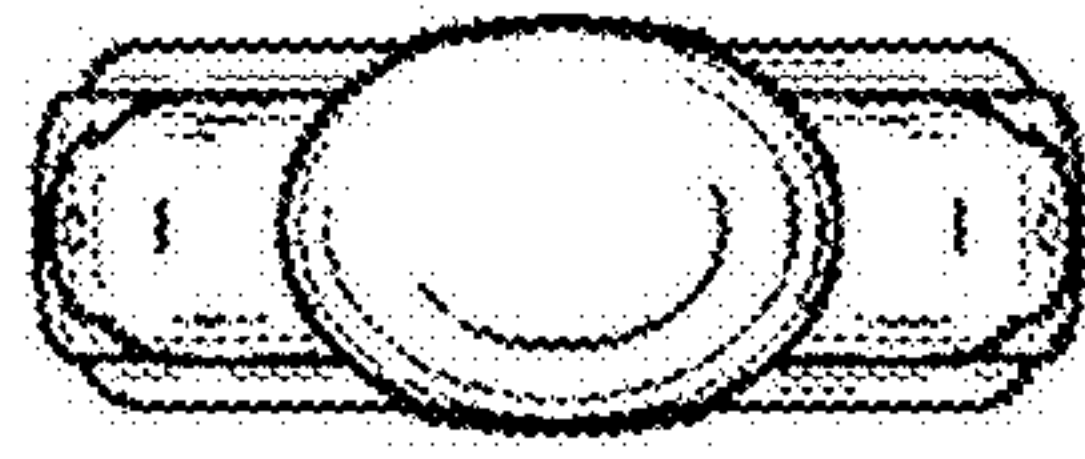


Figure 4



Figure 5

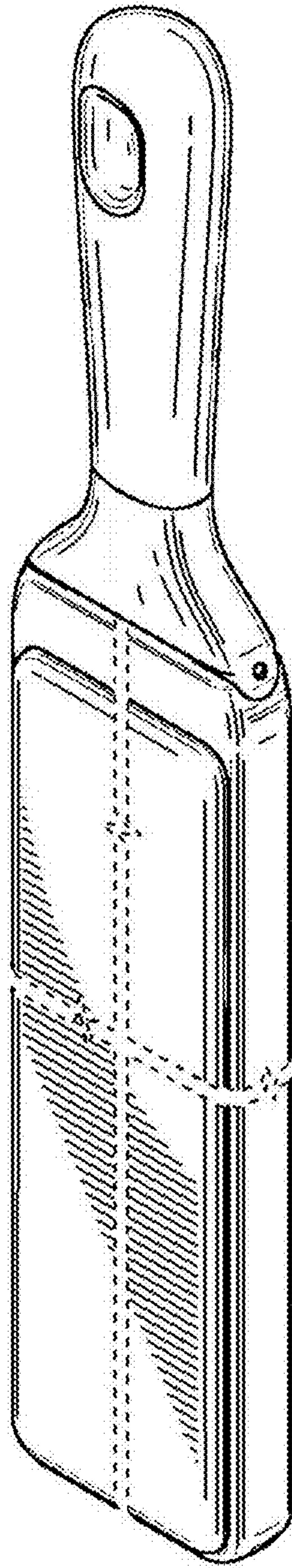


Figure 6

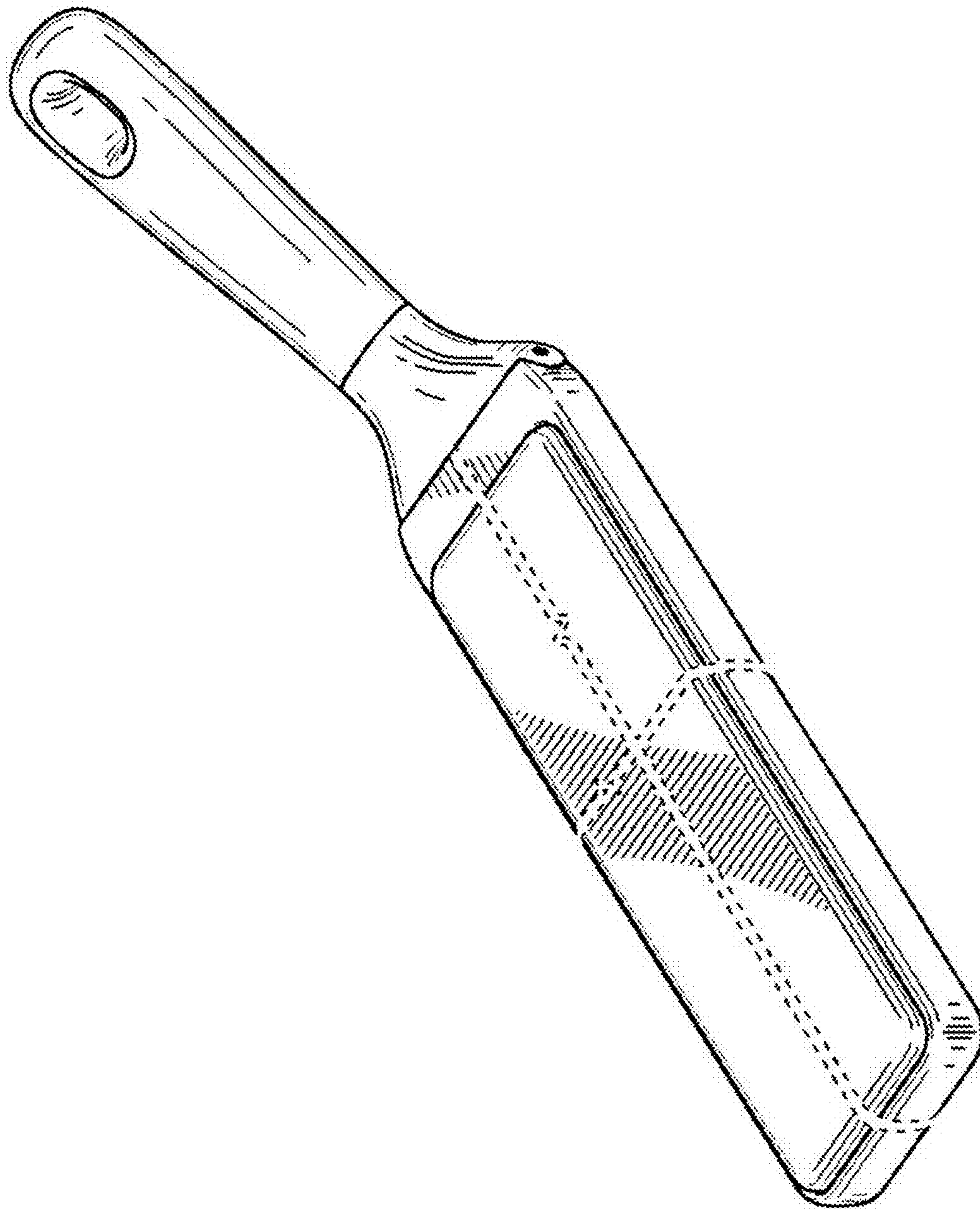


Figure 7