



US00D774749S

(12) **United States Design Patent** (10) **Patent No.:** **US D774,749 S**
Ciptak (45) **Date of Patent:** **** Dec. 27, 2016**

(54) **ARMBAND HOLDER**

(71) Applicant: **THOMPSON-WEILER ENTERPRISES, LLC**, Mt. Kisco, NY (US)

(72) Inventor: **Valerie M. Ciptak**, Ossining, NY (US)

(73) Assignee: **THOMPSON-WEILER ENTERPRISES, LLC**, Mt. Kisco, NY (US)

(**) Term: **15 Years**

(21) Appl. No.: **29/542,294**

(22) Filed: **Oct. 13, 2015**

(51) **LOC (10) Cl.** **03-01**

(52) **U.S. Cl.**
USPC **D3/215; D3/218**

(58) **Field of Classification Search**
USPC . D3/224, 226, 215, 228, 218, 221; 150/112; 224/219, 222, 267, 269, 236, 901.4, 901.6
CPC A45C 1/04; A45C 13/30; A45F 5/00
See application file for complete search history.

(56) **References Cited**

U.S. PATENT DOCUMENTS

- 4,500,019 A * 2/1985 Curley, Jr. A45F 5/00
224/222
- 4,913,326 A * 4/1990 Echelson A45F 5/00
224/222
- 6,629,628 B1 * 10/2003 Canepari A45C 1/04
150/112

- D509,057 S * 9/2005 Bollig D3/226
- D655,496 S * 3/2012 Lamey D3/215
- D680,736 S * 4/2013 Willows D3/226
- D724,315 S * 3/2015 Farrell D3/226
- 2007/0095871 A1 * 5/2007 Chen A45F 5/00
224/219

* cited by examiner

Primary Examiner — Catheri Oliver-Garcia
(74) *Attorney, Agent, or Firm* — Andrew F. Young, Esq.;
Lackenbach Siegel, LLP

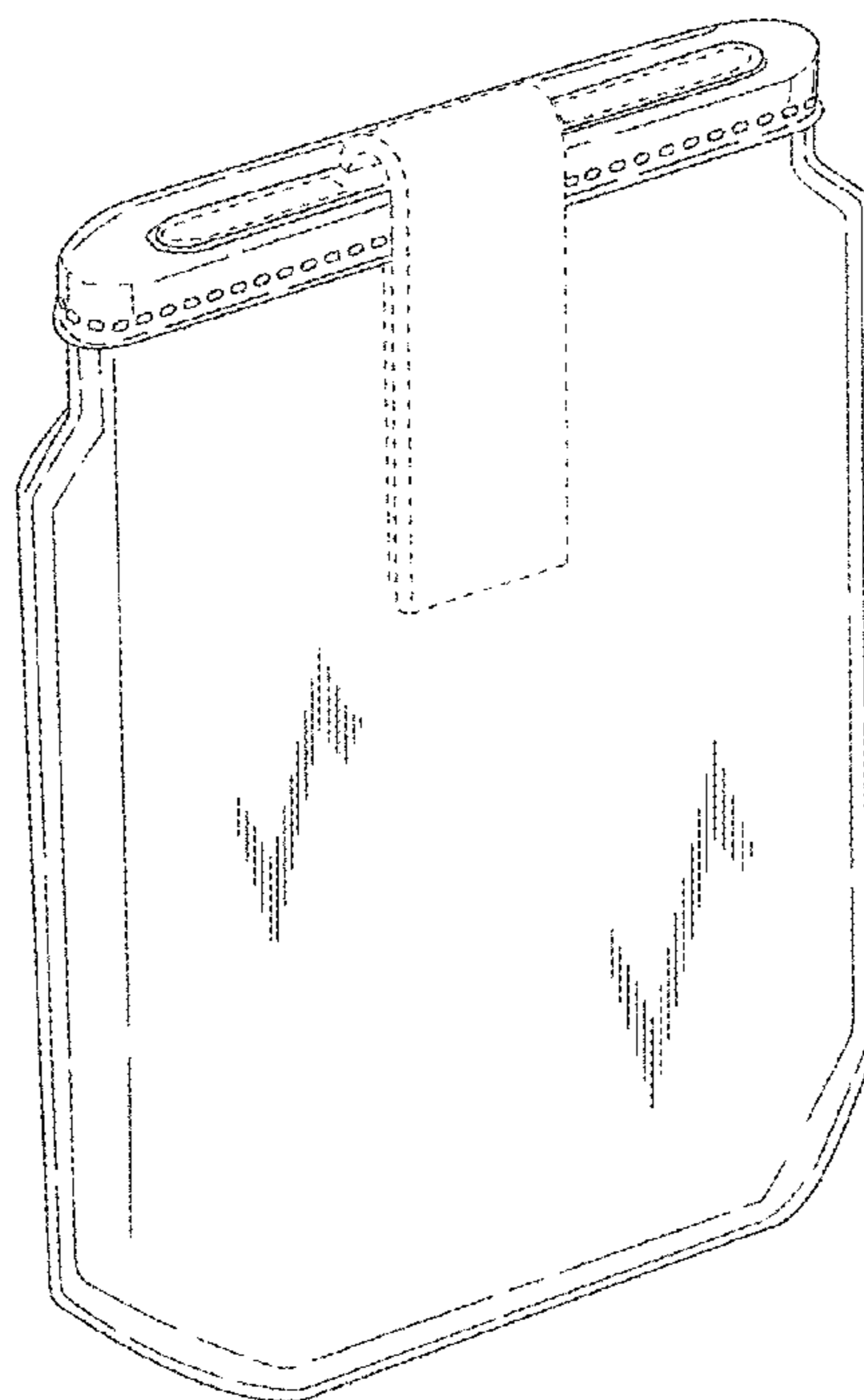
(57) **CLAIM**

The ornamental design for a armband holder, as shown and described.

DESCRIPTION

FIG. 1 is a front perspective view of the present invention in a flattened condition.
FIG. 2 is a front elevation view of FIG. 1.
FIG. 3 is a top plan view of FIG. 1.
FIG. 4 is a rear elevation view of FIG. 1.
FIG. 5 is a bottom plan view of FIG. 1.
FIG. 6 is a left side elevation view of FIG. 1; and,
FIG. 7 is a right side elevation view of FIG. 1.
No claim is made to the interior surfaces of the armband holder, the strap portion, the inner pocket, or any part that is not shown in the images. The phantom and dashed lines in the views form no part of the claimed design and reflect either disclaimed portions of the invention, including the retaining strap, inner pocket and pocket-mouth opening, stitching on the piping, and back side texture nubs, and the surfaces are lightly lined as an illustration aid.

1 Claim, 4 Drawing Sheets



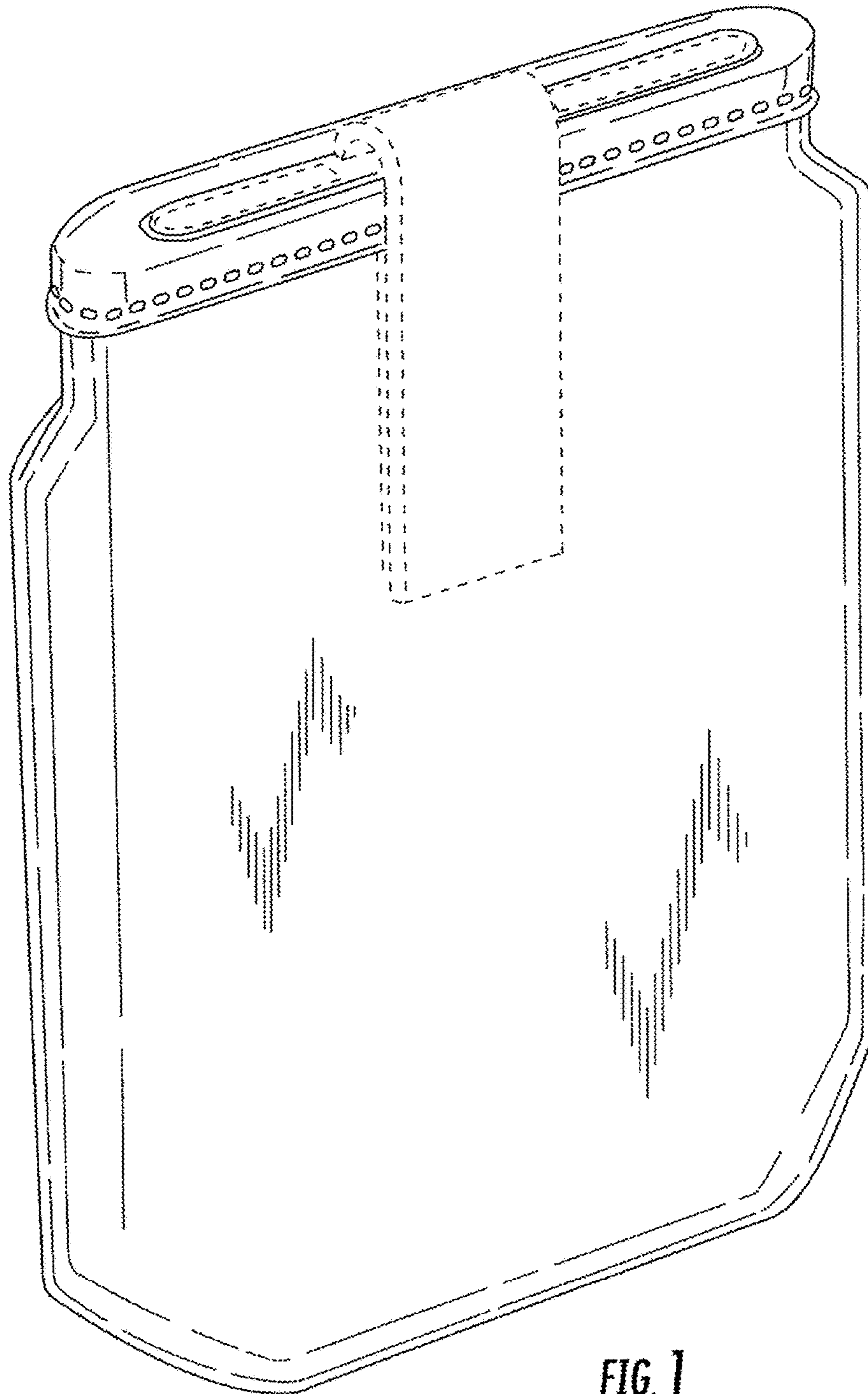


FIG. 1

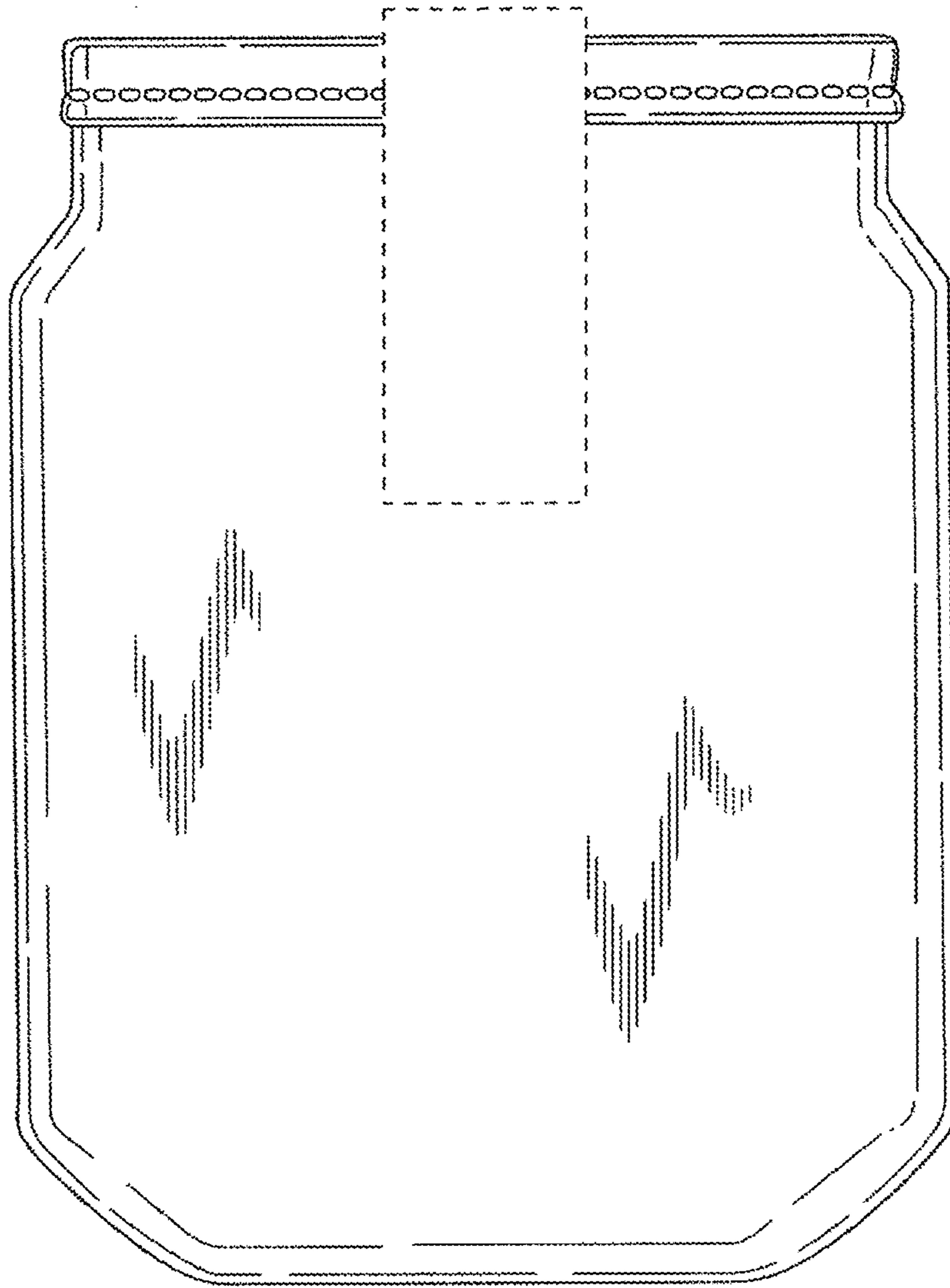


FIG. 2




FIG. 3

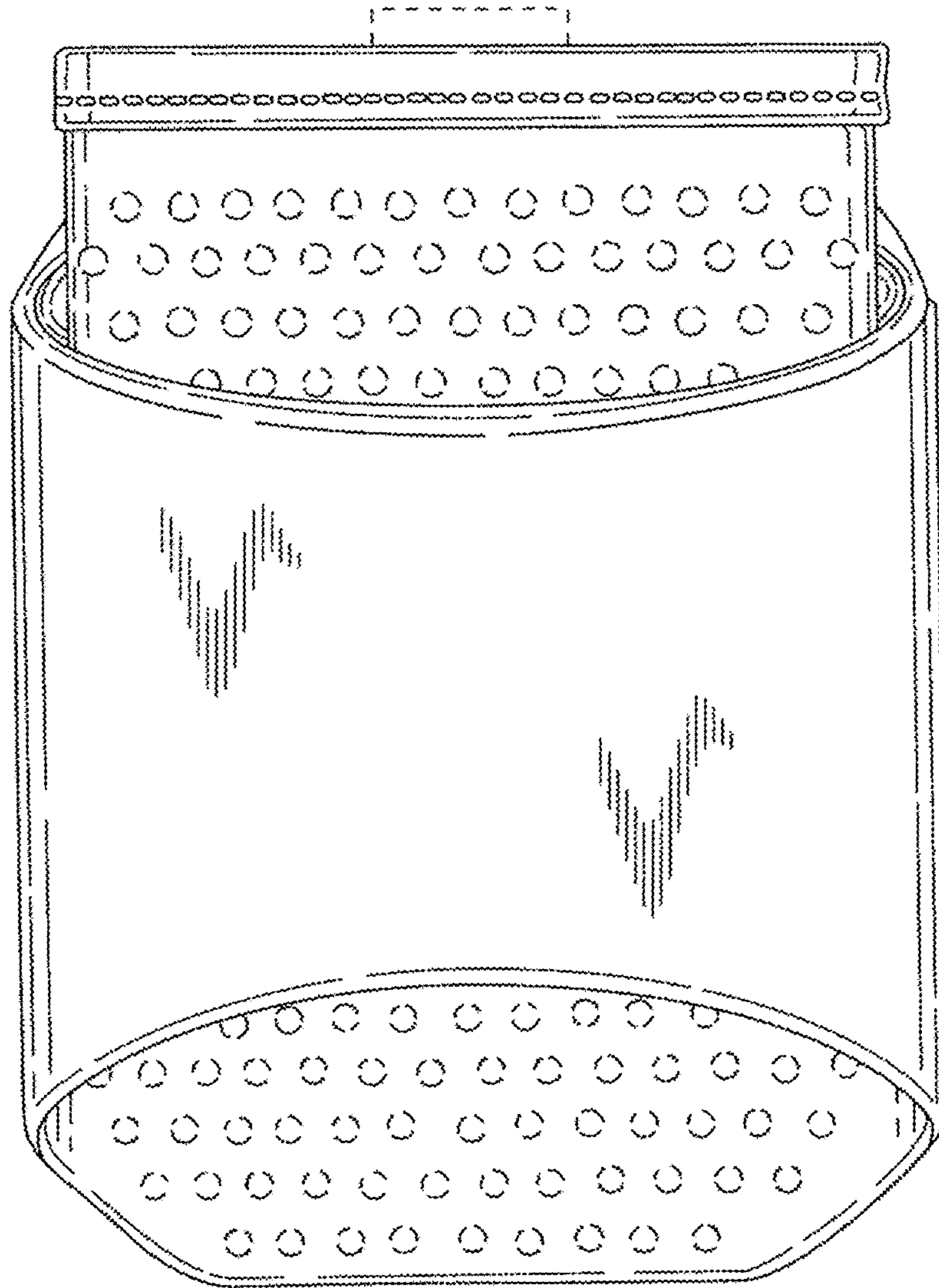


FIG. 4




FIG. 5

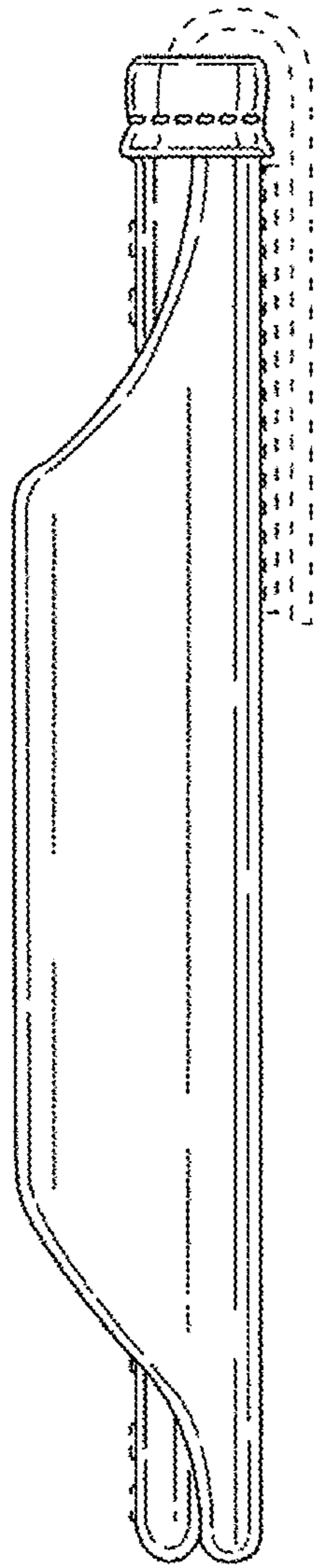


FIG. 6

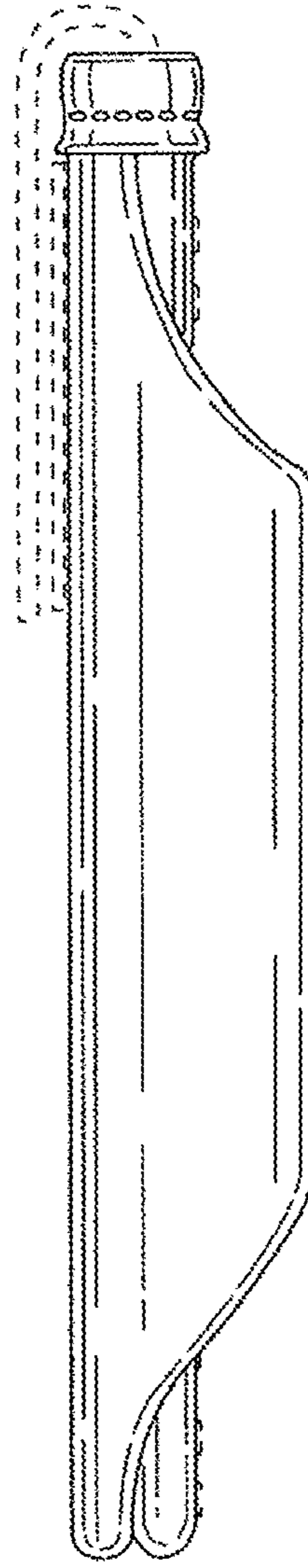


FIG. 7